
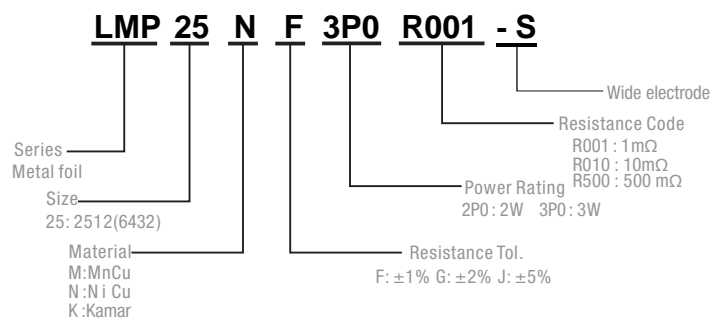


## Description

- Proprietary processing technique produces extremely low resistance values
- Very low inductance
- Low thermal EMF
- Metallic Material



## Part Numbering System

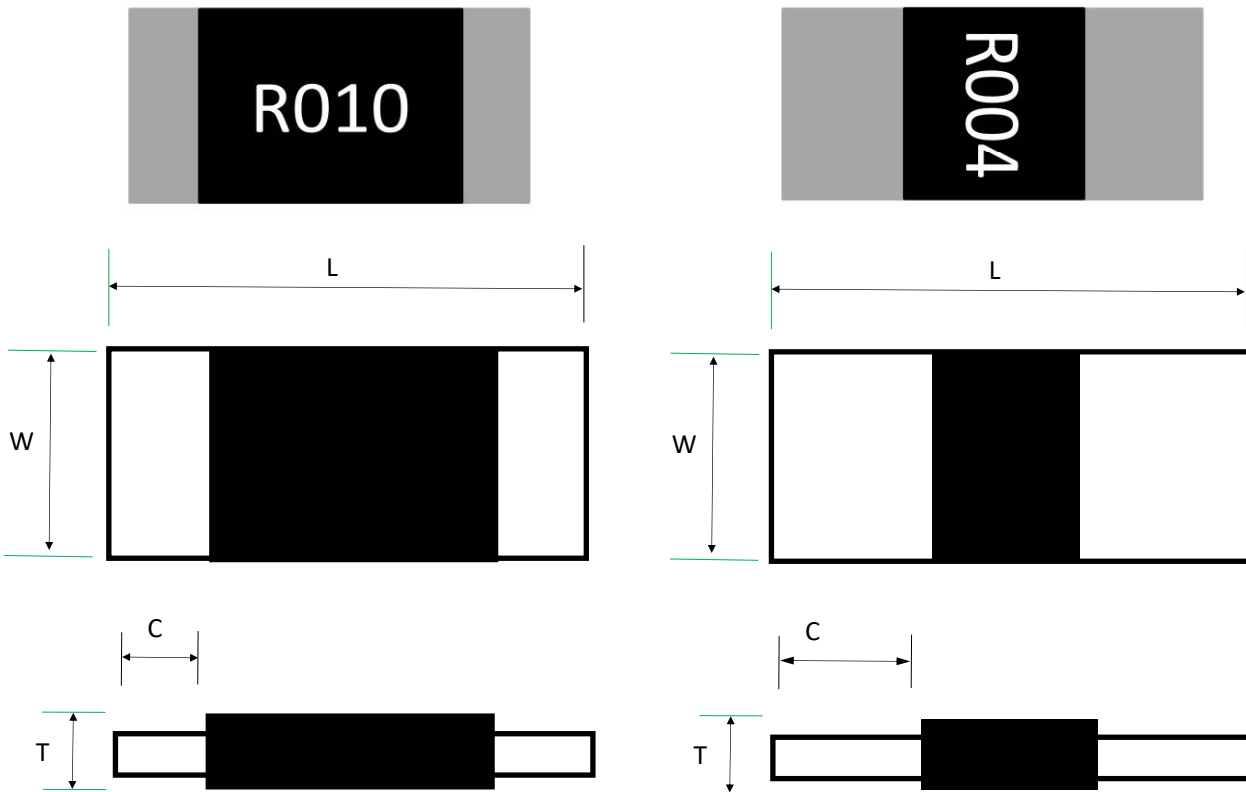


Parameter	Standard
Power Rating	1mΩ~100mΩ : 3W 1mΩ~500mΩ : 2W
Resistance Value	1~500mΩ
Operating Temperature Range	-55 to +170°C
Component Temperature Coefficient (TCR)	± 50 ppm/°C
Maximum Working Voltage (V)	$(P \times R)^{1/2}$

## Standard Electrical Specifications

Type	Rating Power at 70°C	T.C.R. (ppm/°C)	Resistance Range(mΩ) 1.0% (F) 2.0% (G) 5.0% (J)	Material	Electrode	Operating Temperature(°C)
LMP25	2W	50	1-10	R001-R010:MnCu	R001-R004:Wide	-55~+170°C
			1-100	R001-R100:NiCu	R005-R100:Narrow	
			101-500	R101-R500:Kamar	R101-R500:Narrow	
	3W	50	1-100	R001- R100:MnCu	R001-R004:Wide	
			1-100	R001-R100:NiCu	R005-R100:Narrow	

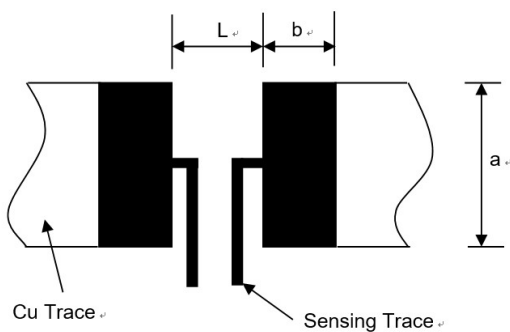
Construction:



Unit: Millimeters

Type	Power	L	W	C	t
LMP25	2W	$6.4 \pm 0.2$	$3.2 \pm 0.2$	$1.0 \pm 0.2$ (Narrow)	$0.7 \pm 0.2$
				$2.2 \pm 0.2$ (Wide)	
	3W	$6.4 \pm 0.2$	$3.2 \pm 0.2$	$1.0 \pm 0.2$ (Narrow)	$0.9 \pm 0.2$
				$2.2 \pm 0.2$ (Wide)	

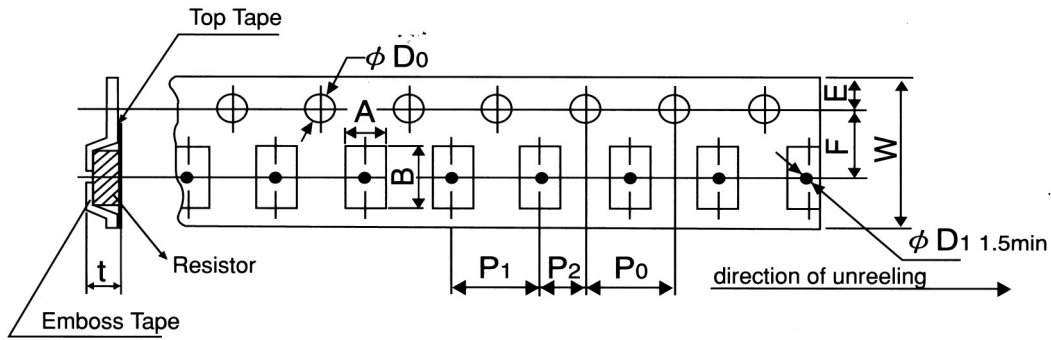
Recommended land pattern



Unit: Millimeters

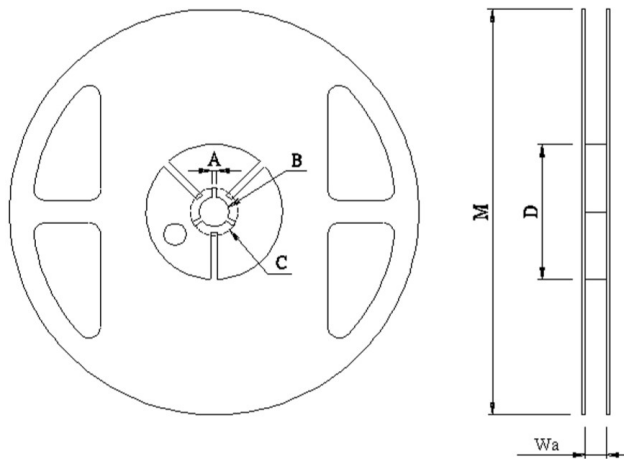
Resistance Range ( $\Omega$ )	a	b	L
0.001-0.004(Wide)	$4.0 \pm 0.1$	$3.1 \pm 0.1$	$1.3 \pm 0.1$
0.005~0.500(Narrow)	$4.0 \pm 0.1$	$2.1 \pm 0.1$	$4.1 \pm 0.1$

### Tapping & Package



Type	Pack	A ±0.2	B ±0.2	D0 +0.5-0	E ±0.1	F ±0.05	P0 ±0.1	P1 ±0.1	P2 ±0.1	W ±0.2	D1 ±0.05	T ±0.15
2512	Emboss	3.60	6.90	1.50	1.75	5.50	4.00	4.00	2.00	12.00	1.50	1.20

### Reel Specification

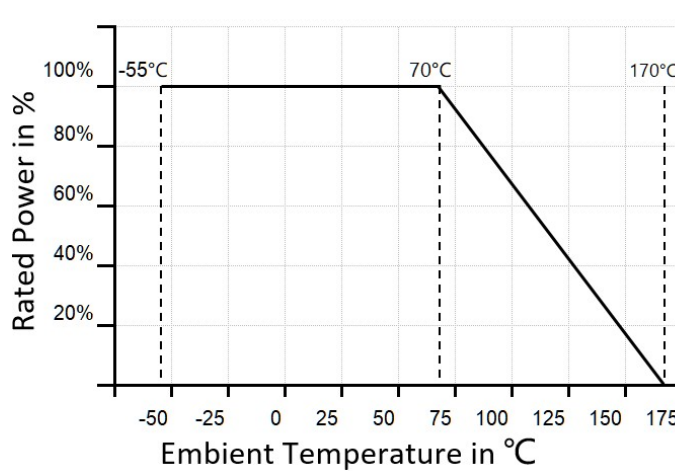


Type	A	B	C	D	M	W
2512	2.00±0.5	13.50±0.5	21.00±0.5	80.00±1.0	178.00±2.0	13.80±0.5

## Performance

Test Items	Conditions of Test	Test Limits
Thermal shock	- 55 °C to + 150 °C, 300 cycles, 15 min at each extreme	± 1.0 %
Short time overload	5 x rated power for 5 s	± 0.5 %
Low temperature operation	- 55 °C, 1000 h	± 0.5 %
High temperature exposure	1000h at + 170 °C	± 1.0 %
Moisture resistance	MIL-STD- 202, method 106, 0 % power, 7b not required	± 1.0 %
Load life	1000 h at 70 °C , 1.5 h "ON", 0.5 h "OFF"	± 1.0 %
Resistance to bonding exposure	260 °C for 10 s	± 0.5 %

## Derating Curve



## Packaging

Quantity: 4, 000pcs

8mm wide tape on 178mm(7 inch)  
diameter reel -specification EIA  
Standard 481.

## X-ON Electronics

Largest Supplier of Electrical and Electronic Components

*Click to view similar products for [Current Sense Resistors - SMD category](#):*

*Click to view products by [PROSEMI manufacturer](#):*

Other Similar products are found below :

[CRL0603-FW-R700ELF](#) [PFS35-200RF1](#) [NPS 2-T126 5.000 OHM 1%](#) [PFS35-0R01J1](#) [PFS35-0R05J1](#) [PFS35-5RF1](#) [CD2015FC-0.10-1%](#)  
[PR2512FKF7W0R004L](#) [RC1005F124CS](#) [RL73K3AR56JTDF](#) [RL7520WT-R001-F](#) [RL7520WT-R009-G](#) [RL7520WT-R020-F](#) [LRC-](#)  
[LR2512LF-01-R820J](#) [WR06X104JGLJ](#) [TL2BR01F](#) [65709-330](#) [SP1R12J](#) [RL7520WT-R039-G](#) [RL7520WT-R002-F](#) [LRF2010-R003JW](#)  
[KRL1632E-C-R200-F-T5](#) [KRL1632E-C-R200-F-T1](#) [RLP73M1ER051FTDF](#) [RLP73M2AR075FTDF](#) [RLP73M1JR051FTDF](#)  
[SR731ERTTP5R10F](#) [SR731ERTTP100J](#) [SR731ERTTP6R80F](#) [SR731ERTTP4R70F](#) [SR731ERTTP2R20F](#) [SR731ERTTP3R90F](#)  
[SR731ERTTP1R00F](#) [SR731ERTTP10R0F](#) [SR731ERTTP2R00F](#) [SR731ERTTP8R20F](#) [SR731ERTTP3R9J](#) [SR731ERTTP8R2J](#)  
[SR731ERTTP2R0J](#) [SR731ERTTP4R7J](#) [SR731ERTTP9R1J](#) [SR731ERTTP1R0J](#) [SR731ERTTP2R2J](#) [SR731ERTTP5R1J](#) [SR731ERTTP6R8J](#)  
[SR731ERTTP9R10F](#) [RCWE2512R180FKEA](#) [FCSL64R007JER](#) [LRF1206-R018FW](#) [TLR2B10DR022FTDG](#)