

# PSRP 2512 Series-Prosemi Shunt Resistors

## PSRP25 Series

### Features

- Metal Alloy Low-Resistance shunt resistor.
- Resistance value 0.3Ω, 0.5mΩ, 1mΩ, 2mΩ, 3mΩ, 4mΩ.
- Low thermal EMF.
- Low TCR.
- Very low inductance.
- Halogen free, lead free and RoHS compliant.

### Applications

- Power modules.
- Frequency converters.
- Current sensor for power hybrid sources high current for automotive.
- Lithium battery protection board.

### Part Number

**PSRP 25 S 6 F R50**

**【1】 【2】 【3】 【4】 【5】 【6】**

【1】 Series Name: Prosemi Shunt Resistor for High Power Applications.

【2】 Chip Size: 25: 2512,

【3】 Material: S: CuMnSn, M: CuMn, K: NiCr , C: Ni & Sn plated Copper.

【4】 Power Rating: 6=6W, 4=4W, J=Jumper.

【5】 Resistance Precision: D: ±0.5%, F: ±1%, J: ±5%, 0: Jumper.

【6】 Resistance Code: R00: Jumper, R30: 0.3mΩ, 1R0: 1mΩ.

### Electrical Characteristics

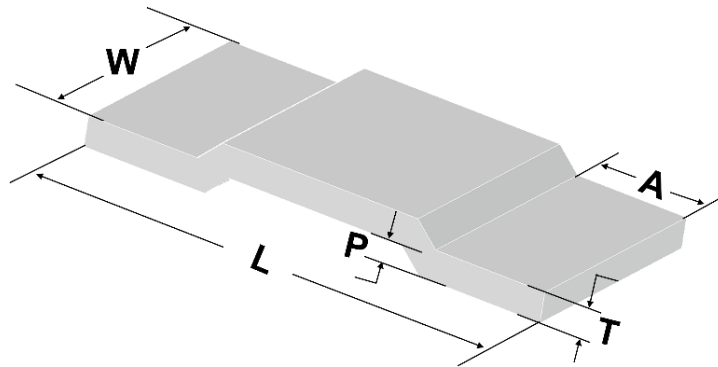
Size	Power Rating at 70°C(W)	Resistance Range (mΩ)* ±0.5%; ±1%; ±5%	Element TCR (ppm/°C)	Operation Temperature Range	Product temperature coefficient (ppm/°C)
2512	6	0.3~2	±30	-55°C~+150°C	±250 for 0.3 mΩ and 0.5 mΩ ±200 for 1mΩ ±75 for 2~4 mΩ
	4	3~4			
	I <sub>max</sub> =100A	Jumper	-	-	-

“\*” : Other values may be available, contact factory

#### Note:

- 1)  $I_r = (P/R)^{1/2}$  R: Resistance Value I<sub>r</sub>: Rating Current P: Rating Power;
- 2) Product temperature coefficient: Includes the TCR effects of the resistor element and the copper terminal.

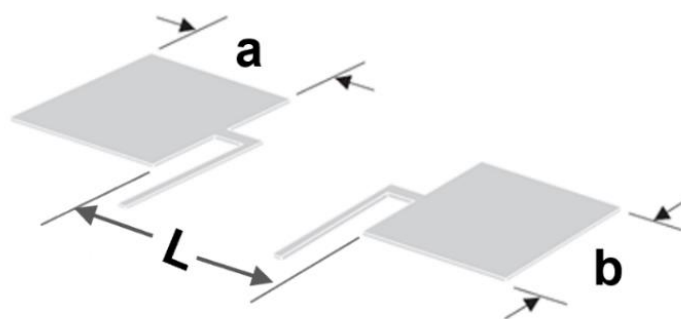
**Physical Dimensions**



Unit: mm

Size	Resistance (mΩ)	L	W	T	A	P	Element Material
2512	Jumper	6.4±0.2	3.2±0.2	-	1.53±0.2	0.4±0.1	Ni & Sn plated Copper
	0.3			0.95±0.1			CuMn
	0.5			0.4±0.1			CuMnSn
	1			0.3±0.1			CuMn
	2			0.5±0.1			NiCr
	3			0.3±0.1			NiCr
	4			0.25±0.1			NiCr

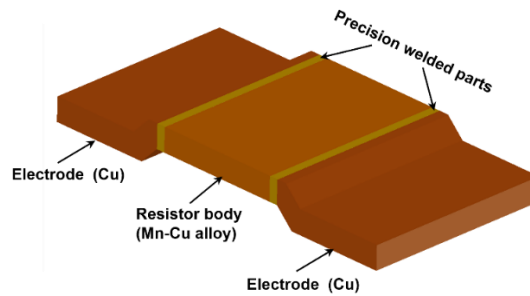
**Recommended Solder Pad Layout**



Unit: mm

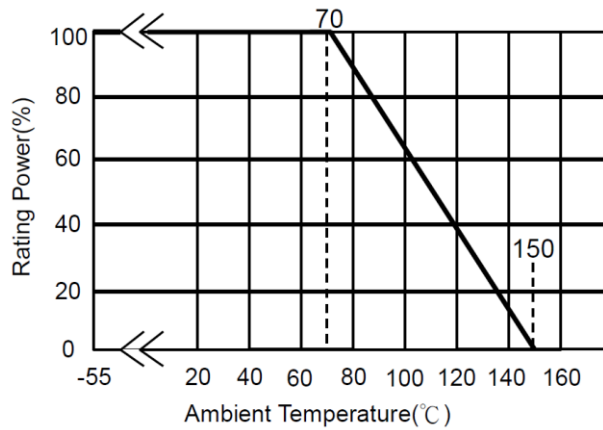
Type	L	a	b
2512	3.0	2.3	3.5

### Construction

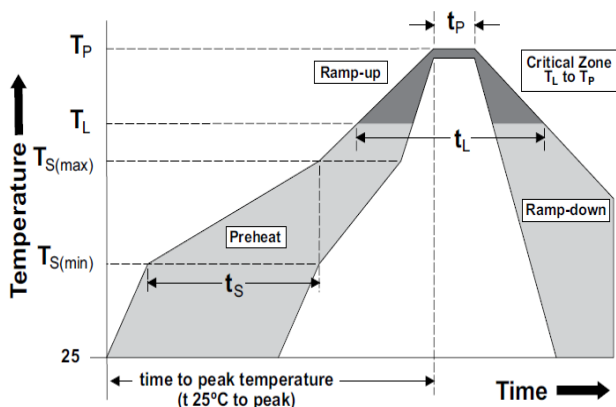


### Power Derating Curve

For resistors operated in ambient temperatures 70°C, power rating shall be derated in according with the curve below:



### Recommended Solder Curve



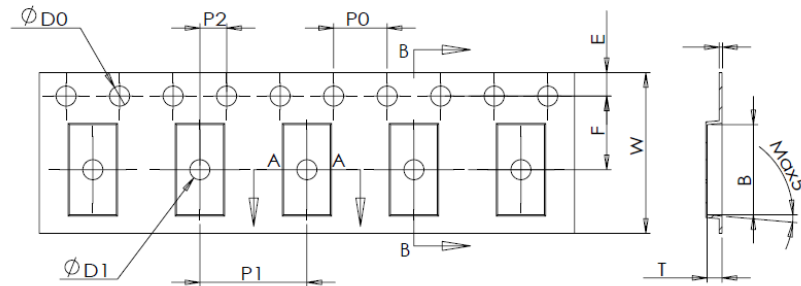
Reflow Condition		Pb – Free assembly
Pre heat	- Temperature Min ( $T_s(\min)$ )	150°C
	- Temperature Max ( $T_s(\max)$ )	200°C
	- Time (Min to Max) ( $t_s$ )	60 – 120 secs
Average ramp up rate (Liquidus Temp ( $T_L$ ) to peak)		5°C/second max
$T_s(\max)$ to $T_L$ - Ramp-up Rate		5°C/second max
Reflow	- Temperature ( $T_L$ ) (Liquidus)	217°C
	- Time ( $t_L$ )	60 – 150 seconds
Peak Temperature ( $T_P$ )		260°C
Time within 5°C of actual peak Temperature ( $t_p$ )		20 – 40 seconds
Ramp-down Rate		5°C/second max
Time 25°C to peak Temperature ( $T_P$ )		8 minutes Max.
Wave Soldering		Not applicable
Hand Soldering		350°C, 5 seconds max.

## Product Characteristics

Item	Test condition/ Methods	Limited	Standard
Resistance	Measuring resistance value at room temperature 25°C±5°C	Refer to Spec	IEC60115-1 4.5
Temperature coefficient of resistance	TCR = $(R-R_0)/R_0(T_2-T_1) \times 10^6$ R <sub>0</sub> : resistance of room temperature R: resistance of 125°C T <sub>1</sub> : Room temperature T <sub>2</sub> : Temperature at 125°C	Refer to Spec	MIL-STD-202 Method 304
Short time Overload	5 times the rated power for 5 seconds	≤±0.5%	MIL-R-26E
Resistance to Soldering Heat	260°C± 5°C time: 12sec± 0.5sec	≤±0.5%	MIL-STD-202 Method 210
Temperature Cycling	-55°C (15min)/+150°C(15min), 1000 cycles	≤±0.5%	MIL-STD-202 Method107G
Low temperature Storage	-55 °C for 24 h	≤±0.5%	MIL-STD-26E
High Temperature Storage	150°C for 1000hours, No power	≤±1%	IEC6011501- 4.25
Bias Humidity	+85°C, 85% RH, 10%bias, 1000hours	≤±0.5%	MIL-STD-202 Method103
Mechanical shock	Condition C ,100 g's ,6 msec, 3 mutually perpendicular axes, in 6 directions, three impacts each for a total of 18 times 18 shocks.	≤±0.5%	MIL-STD-202 Method 213
Vibration	The frequency varies from 10HZ to 55HZ and return to 10HZ, shall be transferred in 1 min. Amplitude : 1.5mm, 3 directions, and 12 hours	≤±0.5%	MIL-STD-202 Method 201
Operational life	70°C± 2°C, 1000 hours, at rated power 1.5 hours "ON", 0.5 hours "OFF"	≤±1%	MIL-STD-202 Method 108
Moisture resistance	MIL-STD-202,method106, No power, 7b not required.	≤±0.5%	MIL-STD-202 Method 106

**Packaging**

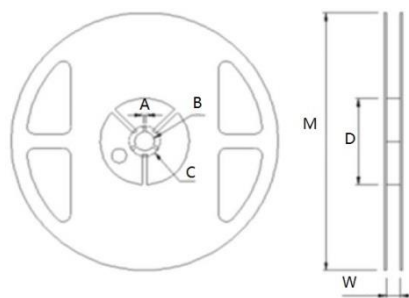
Tape Dimensions



Unit: mm

Type	A	B	D0	E	F	$\phi D1$
0.3m $\Omega$	3.60 $\pm$ 0.10	6.70 $\pm$ 0.10	1.50 $\pm$ 0.10	1.75 $\pm$ 0.10	5.50 $\pm$ 0.05	1.50 $\pm$ 0.10
0.5~4m $\Omega$	3.50 $\pm$ 0.10	6.74 $\pm$ 0.10	1.50 $\pm$ 0.10	1.75 $\pm$ 0.10	5.50 $\pm$ 0.05	1.50 $\pm$ 0.10
Type	W	P0	P1	P2	T	
0.3m $\Omega$	12.00 $\pm$ 0.30	4.00 $\pm$ 0.10	8.00 $\pm$ 0.10	2.00 $\pm$ 0.05	1.60 $\pm$ 0.10	
0.5~4m $\Omega$	12.00 $\pm$ 0.30	4.00 $\pm$ 0.10	8.00 $\pm$ 0.10	2.00 $\pm$ 0.05	1.10 $\pm$ 0.10	

Reel Dimensions



Unit: mm

Series	Type	W (mm)	M (mm)	A (mm)	B (mm)	C (mm)	D (mm)
2512	7' reel	13.8 $\pm$ 0.5	178.0 $\pm$ 2.0	2.0 $\pm$ 0.5	13.5 $\pm$ 0.5	21.0 $\pm$ 0.5	80.0 $\pm$ 1.0

Quantity of Package

Type	Quantity (pcs)
0.3m $\Omega$	1000
0.5~4m $\Omega$	2000

## Storage

1. The temperature condition must be controlled at  $25\pm 5^{\circ}\text{C}$ , The R.H. must be controlled at  $60\pm 15\%$  Store in accordance with this requirement, and the validity period is two years after the date of manufacture.
2. Please avoid the mentioned harsh environment below when storing to ensure product performance and its' weldability. Places exposed to sea breeze or other corrosive gas, such as  $\text{Cl}_2$ ,  $\text{H}_2\text{S}$ ,  $\text{NH}_3$ ,  $\text{SO}_2$  and  $\text{NO}_2$ .
3. When the product is moved and stored, please ensure the correct orientation of the box. Do not drop or squeeze the box. Otherwise, the electrode or the body of the product may be damaged.

## X-ON Electronics

Largest Supplier of Electrical and Electronic Components

*Click to view similar products for [Current Sense Resistors - SMD category](#):*

*Click to view products by [PROSEMI manufacturer](#):*

Other Similar products are found below :

[CRL0603-FW-R700ELF](#) [CD2015FC-0.10-1%](#) [PR2512FKF7W0R004L](#) [RC1005F124CS](#) [RL73K3AR56JTDF](#) [RL7520WT-R001-F](#)  
[RL7520WT-R009-G](#) [RL7520WT-R020-F](#) [LRC-LR2010LF-01-R033J](#) [LRC-LR2512LF-01-R820J](#) [65709-330](#) [SP1R12J](#) [RL7520WT-R039-G](#)  
[RL7520WT-R002-F](#) [RL7520WT-R005-F](#) [KRL1632E-C-R200-F-T5](#) [KRL1632E-C-R200-F-T1](#) [Y14880R02000B9R](#) [RLP73M2AR075FTDF](#)  
[SR731ERTTP5R10F](#) [SR731ERTTP100J](#) [SR731ERTTP6R80F](#) [SR731ERTTP3R9J](#) [SR731ERTTP8R2J](#) [SR731ERTTP2R0J](#)  
[SR731ERTTP4R7J](#) [SR731ERTTP9R1J](#) [SR731ERTTP1R0J](#) [SR731ERTTP2R2J](#) [SR731ERTTP5R1J](#) [SR731ERTTP6R8J](#) [SR731ERTTP9R10F](#)  
[FCSL64R007JER](#) [73L4R10G](#) [73L4R75G](#) [73L4R33G](#) [73M1R051F](#) [73WL4R020J](#) [73L2R68J](#) [73L2R22J](#) [73L2R33J](#) [CC1512FC-0.015-5%](#)  
[ULRG2-2512-R0075-F-LF-SLT](#) [ULR3N-R00075FT2](#) [ULR3N-R0009FT2](#) [SLN3TTED80L6F](#) [JW104X15X4](#) [JW105X19X5](#)  
[HVR06FTEV2403](#) [JW104X5X4](#)