


1500Watts Transient Voltage Suppressor SMCJ5.0(C)A - SMCJ550(C)A

Features

- Glass passivated chip
- 1500 W peak pulse power capability with a 10/1000 us waveform, repetitive rate (duty cycle):0.01 %
- Excellent clamping capability
- Low reverse leakage
- Very fast response time
- Lead and body according with RoHS standard



**SMC
DO-214AB**



Mechanical Characteristics

- JEDEC DO-214AB(SMC) package
- Molding compound flammability rating: UL 94V-0
- Marking: Marking Code
- Packaging: Tape and Reel per EIA 481

Applications

- I/O Interfaces
- Power lines
- Automotive and Telecommunication
- Computers & Consumer Electronics
- Industrial Electronics

Absolute Maximum Rating

Rating	Symbol	Value	Units
Peak power dissipation with a 10/1000 us waveform ⁽¹⁾	P _{PPM}	1500	W
Peak pulse current with a 10/1000 us waveform ⁽¹⁾	I _{PPM}	See Next Table	A
Power dissipation on infinite heatsink at T _L = 75 °C	P _D	5.0	W
Peak forward surge current, 8.3 ms single half sinewave unidirectional only ⁽²⁾	I _{FSM}	200	A
Maximum instantaneous forward voltage at 100A for unidirectional only ⁽³⁾	V _F	3.5/6.5	V
Operating junction and storage temperature range	T _J , T _{STG}	-55 to +150	°C

1) Non-repetitive current pulse per Fig.5 and derated above T_A= 25 °C per Fig.1 ;

2) Measured on 8.3 ms single half sine-wave or equivalent square wave, duty cycle = 4 pulses per minute maximum ;

3) V_F<3.5V for devices of V_{BR}<200V and V_F<6.5V for devices of V_{BR}>201V.

1500Watts
Transient Voltage Suppressor
SMCJ5.0(C)A - SMCJ550(C)A

Electrical Characteristics

Part Number		Marking		Reverse Stand Off Voltage V_R (V)	Breakdown Voltage V_{BR} (V) @ I_T		Test Current I_T (mA)	Maximum Clamping Voltage V_C (V) @ I_{PP}	Maximum Peak Pulse Current I_{PP} (A)	Maximum Reverse Leakage I_R (μ A) @ V_R
Uni	Bi	Uni	Bi		Min.	Max.				
SMCJ5.0A	SMCJ5.0CA	GDE	BDE	5.0	6.40	7.00	10	9.2	163.0	800
SMCJ6.0A	SMCJ6.0CA	GDG	BDG	6.0	6.67	7.37	10	10.3	145.7	800
SMCJ6.5A	SMCJ6.5CA	GDK	BDK	6.5	7.22	7.98	10	11.2	134.0	500
SMCJ7.0A	SMCJ7.0CA	GDM	BDM	7.0	7.78	8.60	10	12.0	125.0	200
SMCJ7.5A	SMCJ7.5CA	GDP	BDP	7.5	8.33	9.21	1	12.9	116.3	100
SMCJ8.0A	SMCJ8.0CA	GDR	BDR	8.0	8.89	9.83	1	13.6	110.3	50
SMCJ8.5A	SMCJ8.5CA	GDT	BDT	8.5	9.44	10.4	1	14.4	104.2	20
SMCJ9.0A	SMCJ9.0CA	GDV	BDV	9.0	10.0	11.1	1	15.4	97.4	10
SMCJ10A	SMCJ10CA	GDX	BDX	10.0	11.1	12.3	1	17.0	88.3	5
SMCJ11A	SMCJ11CA	GDZ	BDZ	11.0	12.2	13.5	1	18.2	82.5	1
SMCJ12A	SMCJ12CA	GEE	BEE	12.0	13.3	14.7	1	19.9	75.4	1
SMCJ13A	SMCJ13CA	GEG	BEG	13.0	14.4	15.9	1	21.5	69.8	1
SMCJ14A	SMCJ14CA	GEK	BEK	14.0	15.6	17.2	1	23.2	64.7	1
SMCJ15A	SMCJ15CA	GEM	BEM	15.0	16.7	18.5	1	24.4	61.5	1
SMCJ16A	SMCJ16CA	GEP	BEP	16.0	17.8	19.7	1	26.0	57.7	1
SMCJ17A	SMCJ17CA	GER	BER	17.0	18.9	20.9	1	27.6	54.4	1
SMCJ18A	SMCJ18CA	GET	BET	18.0	20.0	22.1	1	29.2	51.4	1
SMCJ20A	SMCJ20CA	GEV	BEV	20.0	22.2	24.5	1	32.4	46.3	1
SMCJ22A	SMCJ22CA	GEX	BEX	22.0	24.4	26.9	1	35.5	42.3	1
SMCJ24A	SMCJ24CA	GEZ	BEZ	24.0	26.7	29.5	1	38.9	38.6	1
SMCJ26A	SMCJ26CA	GFE	BFE	26.0	28.9	31.9	1	42.1	35.7	1
SMCJ28A	SMCJ28CA	GFG	BFG	28.0	31.1	34.4	1	45.4	33.1	1
SMCJ30A	SMCJ30CA	GFK	BFK	30.0	33.3	36.8	1	48.4	31.0	1
SMCJ33A	SMCJ33CA	GFM	BFM	33.0	36.7	40.6	1	53.3	28.2	1
SMCJ36A	SMCJ36CA	GFP	BFP	36.0	40.0	44.2	1	58.1	25.9	1
SMCJ40A	SMCJ40CA	GFR	BFR	40.0	44.4	49.1	1	64.5	23.3	1
SMCJ43A	SMCJ43CA	GFT	BFT	43.0	47.8	52.8	1	69.4	21.7	1
SMCJ45A	SMCJ45CA	GFV	BFV	45.0	50.0	55.3	1	72.7	20.6	1
SMCJ48A	SMCJ48CA	GFX	BFX	48.0	53.3	58.9	1	77.4	19.4	1
SMCJ51A	SMCJ51CA	GFZ	BFZ	51.0	56.7	62.7	1	82.4	18.2	1
SMCJ54A	SMCJ54CA	GGE	BGE	54.0	60.0	66.3	1	87.1	17.3	1
SMCJ58A	SMCJ58CA	GGG	BGG	58.0	64.4	71.2	1	93.6	16.1	1
SMCJ60A	SMCJ60CA	GGK	BGK	60.0	66.7	73.7	1	96.8	15.5	1
SMCJ64A	SMCJ64CA	GGM	BGM	64.0	71.1	78.6	1	103.0	14.6	1
SMCJ70A	SMCJ70CA	GGP	BGP	70.0	77.8	86.0	1	113.0	13.3	1

1500Watts
Transient Voltage Suppressor
SMCJ5.0(C)A - SMCJ550(C)A

Electrical Characteristics (continued)

Part Number		Marking		Reverse Stand Off Voltage	Breakdown Voltage		Test Current	Maximum Clamping Voltage	Maximum Peak Pulse Current	Maximum Reverse Leakage
Uni	Bi	Uni	Bi	V_R (V)	V_{BR} (V) @ I_T		I_T (mA)	V_C (V) @ I_{PP}	I_{PP} (A)	I_R (μ A) @ V_R
					Min.	Max.				
SMCJ75A	SMCJ75CA	GGR	BGR	75.0	83.3	92.1	1	121.0	12.4	1
SMCJ78A	SMCJ78CA	GGT	BGT	78.0	86.7	95.8	1	126.0	11.9	1
SMCJ85A	SMCJ85CA	GGV	BGV	85.0	94.4	104.0	1	137.0	11.0	1
SMCJ90A	SMCJ90CA	GGX	BGX	90.0	100.0	111.0	1	146.0	10.3	1
SMCJ100A	SMCJ100CA	GGZ	BGZ	100.0	111.0	123.0	1	162.0	9.3	1
SMCJ110A	SMCJ110CA	GHE	BHE	110.0	122.0	135.0	1	177.0	8.5	1
SMCJ120A	SMCJ120CA	GHG	BHG	120.0	133.0	147.0	1	193.0	7.8	1
SMCJ130A	SMCJ130CA	GHK	BHK	130.0	144.0	159.0	1	209.0	7.2	1
SMCJ150A	SMCJ150CA	GHM	BHM	150.0	167.0	185.0	1	243.0	6.2	1
SMCJ160A	SMCJ160CA	GHP	BHP	160.0	178.0	197.0	1	259.0	5.8	1
SMCJ170A	SMCJ170CA	GHR	BHR	170.0	189.0	209.0	1	275.0	5.5	1
SMCJ180A	SMCJ180CA	GHT	BHT	180.0	201.0	222.0	1	292.0	5.1	1
SMCJ190A	SMCJ190CA	GHU	BHU	190.0	209.0	243.0	1	308.0	4.8	1
SMCJ200A	SMCJ200CA	GHV	BHV	200.0	224.0	247.0	1	324.0	4.6	1
SMCJ210A	SMCJ210CA	GHW	BHW	210.0	231.0	268.0	1	340.0	4.4	1
SMCJ220A	SMCJ220CA	GHX	BHX	220.0	246.0	272.0	1	356.0	4.2	1
SMCJ250A	SMCJ250CA	GHZ	BHZ	250.0	279.0	309.0	1	405.0	3.7	1
SMCJ300A	SMCJ300CA	GJE	BJE	300.0	335.0	371.0	1	486.0	3.1	1
SMCJ350A	SMCJ350CA	GJG	BJG	350.0	391.0	432.0	1	567.0	2.6	1
SMCJ400A	SMCJ400CA	GJK	BJK	400.0	447.0	494.0	1	648.0	2.3	1
SMCJ440A	SMCJ440CA	GJM	BJM	440.0	492.0	543.0	1	713.0	2.1	1
SMCJ480A	SMCJ480CA	GJP	BJP	480.0	536.0	593.0	1	750.0	2.0	1
SMCJ520A	SMCJ520CA	GJR	BJR	520.0	578.0	640.0	1	762.0	2.0	1
SMCJ550A	SMCJ550CA	GJT	BJT	550.0	615.0	680.0	1	860.0	1.7	1

1500Watts Transient Voltage Suppressor SMCJ5.0(C)A - SMCJ550(C)A

Ratings and Characteristics Curves (TA=25°C unless otherwise noted)

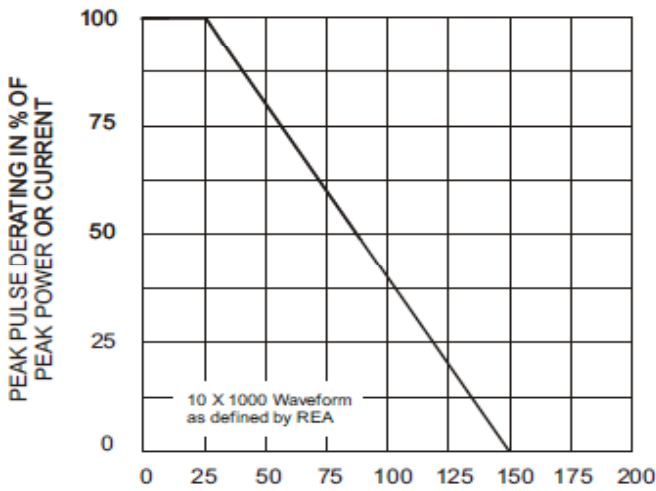


Fig. 1 - Pulse Derating Curve

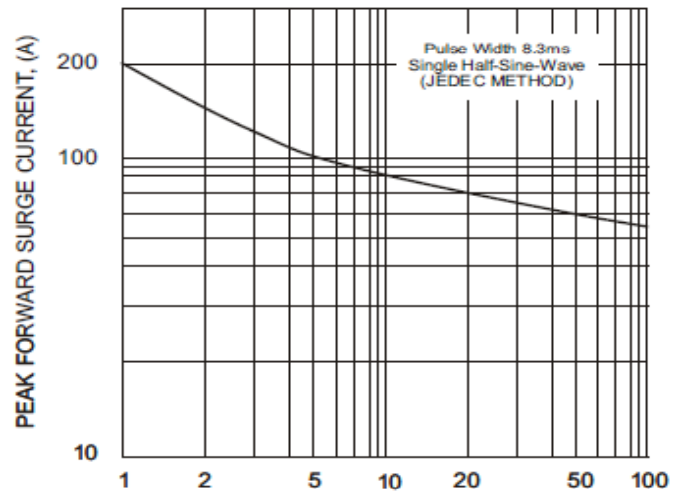


Fig. 2 - Maximum Non-Repetitive Surge Current

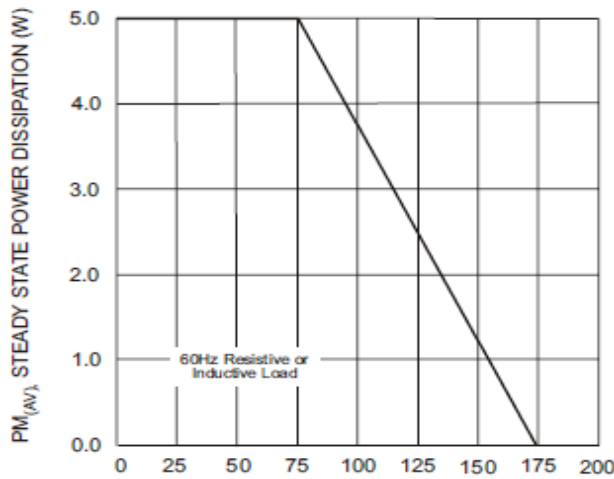


Fig. 3 - Steady State Power Derating Curve

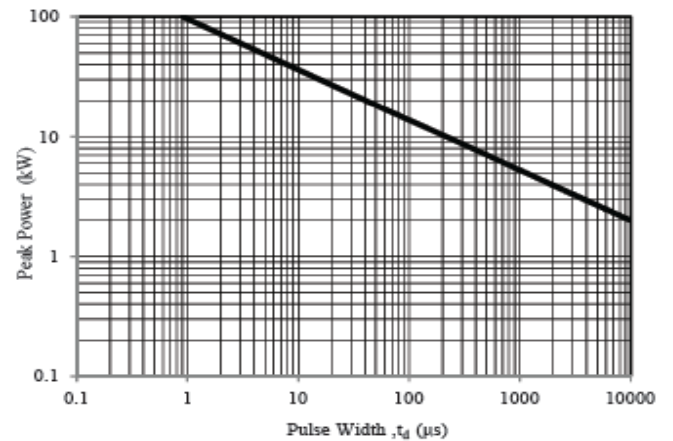


Fig. 4 - Peak Pulse Power Rating Curve

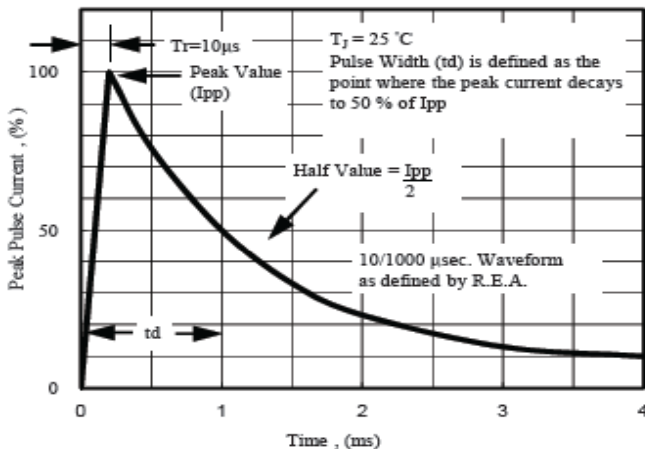


Fig. 5 - Pulse Waveform

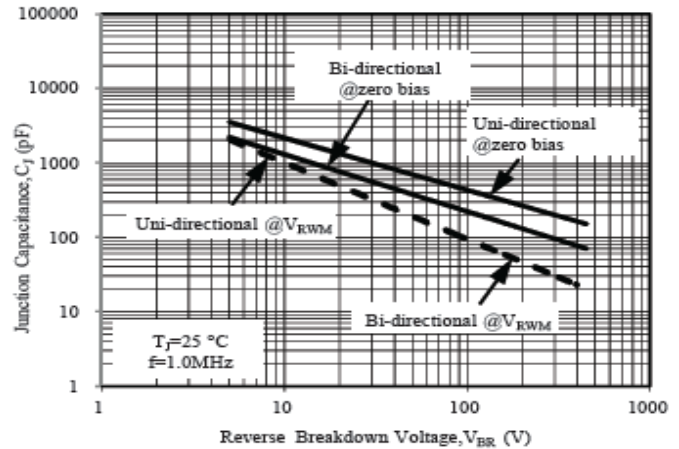
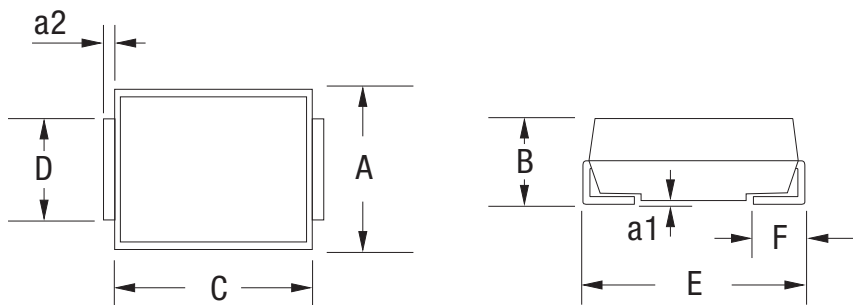


Fig. 6 - Typical Junction Capacitance

**1500Watts
Transient Voltage Suppressor
SMCJ5.0(C)A - SMCJ440(C)A**

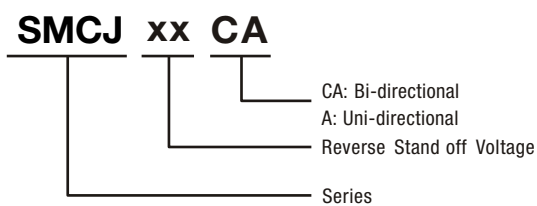
Dimension (Unit: mm)



A		B		C		D		E		F		a1		a2	
Min.	Max.	Min.	Max.	Min.	Max.	Min.	Max.	Min.	Max.	Min.	Max.	Min.	Max.	Min.	Max.
5.500	6.100	2.100	2.700	6.500	7.100	2.750	3.250	7.400	8.400	0.900	1.400	-	0.203	0.170	0.300

Packaging: 3,000/Tape & Reel

Part Marking System



X-ON Electronics

Largest Supplier of Electrical and Electronic Components

Click to view similar products for [ESD Suppressors / TVS Diodes](#) category:

Click to view products by [PROSEMI](#) manufacturer:

Other Similar products are found below :

[60KS200C](#) [D18V0L1B2LP-7B](#) [D5V0F4U5P5-7](#) [NTE4902](#) [P4KE27CA](#) [P6KE11CA](#) [P6KE8.2A](#) [SA60CA](#) [SA64CA](#) [SMBJ12CATR](#)
[SMBJ33CATR](#) [SMBJ6.5A](#) [SMBJ8.0A](#) [ESD101-B1-02ELS E6327](#) [ESD112-B1-02EL E6327](#) [ESD7451N2T5G](#) [19180-510](#) [CPDT-5V0USP-](#)
[HF](#) [3.0SMCJ33CA-F](#) [3.0SMCJ36A-F](#) [HSPC16701B02TP](#) [JANTX1N6126A](#) [D3V3Q1B2DLP3-7](#) [D55V0M1B2WS-7](#) [SCM1293A-04SO](#)
[ESD200-B1-CSP0201 E6327](#) [SM12-7](#) [CEN955 W/DATA](#) [VESD12A1A-HD1-GS08](#) [CPDQC5V0-HF](#) [D1213A-01LP4-7B](#) [ESD101-B1-02EL](#)
[E6327](#) [AOZ8808DI-03](#) [5KP15A](#) [5KP48A](#) [5KP90A](#) [ESD3V3D7-TP](#) [15KPA36A-LF](#) [P4KE56CA](#) [P4KE68A](#) [P4KE91CATR](#) [P6KE120A](#)
[P6KE13CA](#) [P6KE43CA](#) [P6KE6.8CA](#) [P6KE8.2](#) [P6SMBJ20CA](#) [JANTX1N6072A](#) [SR2835ESKG](#) [SA90CA](#)