

Surface-Mount Devices | 2920 Size

SRF2920 Series

PTC Resettable Fuses


Features

- Compact design saves board space
- Fast response to fault currents
- Compatible with high temperature solders
- Low resistance
- Low-profile
- RoHS compliant, lead-free and halogen-free



Applications

- Computer
- Portable electronics
- Multimedia
- Game machines
- Telephony and broadband
- Mobile phones
- Automotive
- Industrial controls



Electrical Characteristics

Part Number	I_H (A)	I_T (A)	V_{max} (V)	I_{max} (A)	Time to Trip		$P_{d,typ}$ (W)	R_{min} (Ω)	$R1_{max}$ (Ω)
					(A)	(Sec.)			
SRF2920P030	0.30	0.60	60	10	1.5	3.0	1.5	0.600	4.300
SRF2920P050	0.50	1.00	60	10	2.5	3.0	1.5	0.180	1.400
SRF2920P075	0.75	1.50	33	40	8.0	0.3	1.5	0.100	1.000
SRF2920P100	1.00	2.00	33	40	8.0	0.5	1.5	0.065	0.410
SRF2920P125	1.25	2.50	33	40	8.0	2.0	1.5	0.050	0.250
SRF2920P150	1.50	3.00	33	40	8.0	2.0	1.5	0.035	0.230
SRF2920P185	1.85	3.70	33	100	8.0	2.0	1.5	0.030	0.150
SRF2920P200	2.00	4.00	16	40	8.0	4.5	1.5	0.020	0.120
SRF2920P200/24	2.00	4.00	24	40	8.0	4.5	1.5	0.020	0.120
SRF2920P250	2.50	5.00	16	40	8.0	16.0	1.5	0.018	0.085
SRF2920P260	2.60	5.20	16	40	8.0	20.0	1.5	0.014	0.075
SRF2920P260/24	2.60	5.20	24	100	8.0	18.0	1.5	0.014	0.075
SRF2920P300	3.00	6.00	12	40	8.0	25.0	1.5	0.010	0.055
SRF2920P300/24	3.00	6.00	24	100	8.0	20.0	1.5	0.010	0.055
SRF2920P450	4.50	9.00	16	40	22.5	5.0	1.5	0.005	0.020

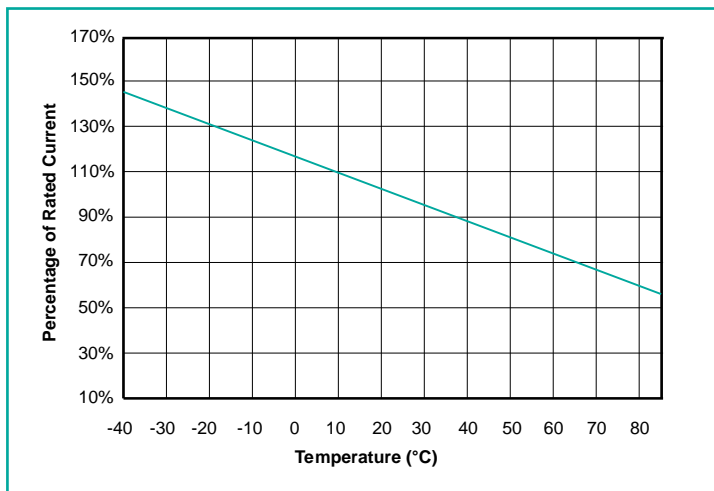
I_{hold} = Hold current: maximum current device will pass without tripping in 25°C still air.
 I_{trip} = Trip current: minimum current at which the device will trip in 25°C still air.
 V_{max} = Maximum voltage device can withstand without damage at rated current (I_{max})
 I_{max} = Maximum fault current device can withstand without damage at rated voltage (V_{max})
 P_d = Power dissipated from device when in the tripped state at 25°C still air.

R_{min} = Minimum resistance of device in initial (un-soldered) state.
 R_{typ} = Typical resistance of device in initial (un-soldered) state.
 $R1_{max}$ = Maximum resistance of device at 25°C measured one hour after tripping or reflow soldering of 260°C for 20 sec.

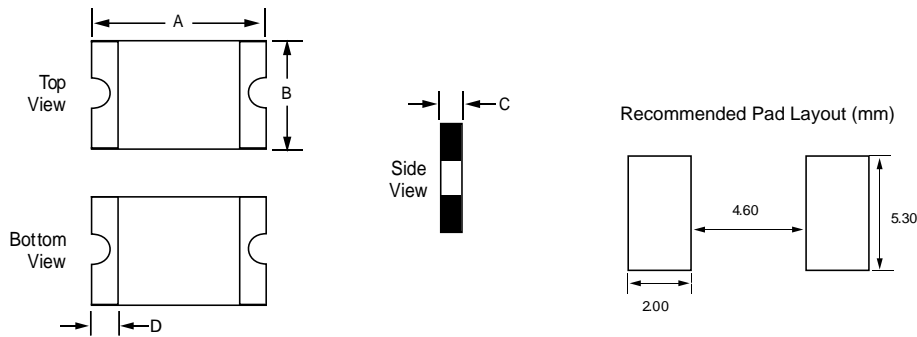
Thermal Derating Chart Hold Current (A)

Part Number	Ambient Operating Temperature								
	-40°C	-20°C	0°C	25°C	40°C	50°C	60°C	70°C	85°C
SRF2920P030	0.45	0.40	0.35	0.30	0.25	0.23	0.20	0.17	0.14
SRF2920P050	0.76	0.67	0.59	0.50	0.42	0.38	0.33	0.29	0.23
SRF2920P075	1.13	1.01	0.88	0.75	0.62	0.56	0.50	0.44	0.34
SRF2920P100	1.66	1.47	1.29	1.10	0.91	0.83	0.73	0.64	0.50
SRF2920P125	1.89	1.68	1.46	1.25	1.04	0.94	0.83	0.73	0.56
SRF2920P150	2.27	2.01	1.76	1.50	1.25	1.13	1.00	0.87	0.74
SRF2920P185	2.80	2.47	2.17	1.85	1.54	1.39	1.22	1.07	0.85
SRF2920P200	3.02	2.68	2.34	2.00	1.80	1.70	1.54	1.40	1.30
SRF2920P200/24	3.02	2.68	2.34	2.00	1.80	1.70	1.54	1.40	1.30
SRF2920P250	3.78	3.35	2.93	2.50	2.25	2.13	1.93	1.75	1.63
SRF2920P260	3.93	3.48	3.04	2.60	2.34	2.21	2.00	1.82	1.69
SRF2920P260/24	3.93	3.48	3.04	2.60	2.34	2.21	2.00	1.82	1.69
SRF2920P300	4.53	4.02	3.51	3.00	2.52	2.26	1.99	1.75	1.34
SRF2920P300/24	4.53	4.02	3.51	3.00	2.52	2.26	1.99	1.75	1.34
SRF2920P450	6.80	6.03	5.27	4.50	4.05	3.83	3.47	3.15	2.93

Temperature Derating Curve



Dimensions



P/N	Marking	A		B		C		D
		Min	Max	Min	Max	Min	Max	Min
SRF2920P030	T030	6.73	7.98	4.80	5.44	0.75	1.25	0.30
SRF2920P050	T050	6.73	7.98	4.80	5.44	0.75	1.25	0.30
SRF2920P075	T075	6.73	7.98	4.80	5.44	0.65	1.05	0.30
SRF2920P100	T100	6.73	7.98	4.80	5.44	0.65	1.05	0.30
SRF2920P125	T125	6.73	7.98	4.80	5.44	0.65	1.05	0.30
SRF2920P150	T150	6.73	7.98	4.80	5.44	0.90	1.30	0.30
SRF2920P185	T185	6.73	7.98	4.80	5.44	0.90	1.30	0.30
SRF2920P200	T200	6.73	7.98	4.80	5.44	0.45	0.85	0.30
SRF2920P200/24	T200	6.73	7.98	4.80	5.44	0.90	1.30	0.30
SRF2920P250	T250	6.73	7.98	4.80	5.44	0.45	0.95	0.30
SRF2920P260	T260	6.73	7.98	4.80	5.44	0.45	0.85	0.30
SRF2920P260/24	T260	6.73	7.98	4.80	5.44	1.10	1.60	0.30
SRF2920P300	T300	6.73	7.98	4.80	5.44	0.45	0.85	0.30
SRF2920P300/24	T300	6.73	7.98	4.80	5.44	1.10	1.50	0.30
SRF2920P450	T450	6.73	7.98	4.80	5.44	1.10	1.40	0.30

Packaging Options

$I_{hold(A)}$	Quantity
0.30~1.25A	1,500pcs
1.5A, 1.85A, 2A/24V, 2.6A/24V, 3A/24V, 4.5A	1,000pcs
2A, 2.5A, 2.6A, 3A	2,000pcs

Reel packaging per EIA-481-1 standard

© 2021 PROSEMI Inc. All Rights Reserved. Specifications and features are subject to change without notice. www.prosemitech.com

The PROSEMI logo, and all other PROSEMI trademarks are the property of PROSEMI Inc. All other trademarks are the property of their respective owners.

X-ON Electronics

Largest Supplier of Electrical and Electronic Components

Click to view similar products for [Resettable Fuses - PPTC](#) category:

Click to view products by [PROSEMI](#) manufacturer:

Other Similar products are found below :

[RF0077-000](#) [RF2534-000](#) [RF3256-000](#) [RF3281-000](#) [RF3301-000](#) [RF3344-000](#) [RF3382-000](#) [SMD125-2](#) [RF2171-000](#) [RF2531-000](#) [RF2873-000](#) [RF3060-000](#) [TR600-150Q-B-0.5-0.130](#) [RXE090](#) [5E4795/04-1502](#) [TRF250-080T-B-1.0-0.125](#) [SMD100-2](#) [NIS5452MT1TXG](#) [NIS5431MT1TXG](#) [SMD250-2](#) [0ZCM0001FF2G](#) [0ZCM0003FF2G](#) [0ZCM0004FF2G](#) [BK60-017-DZ-E0.6](#) [F95456-000](#) [LVR100S](#) [RS30-090](#) [RS30-600](#) [RS30-700](#) [RS30-800](#) [RS30-900](#) [RS60RB-005](#) [RS60RB-010](#) [RS60RB-020](#) [RS60RB-025](#) [RS60RB-050](#) [RS60RB-075](#) [RS60RB-160](#) [SMD1206-300C-12V](#) [SB250-145](#) [SB250-030](#) [SB250-040](#) [SB250-200](#) [SB250-600](#) [SMD0805-005-24V](#) [SMD0805-050-16V](#) [SMD1210-005-60V](#) [SMD0805-005](#) [R60-375](#) [SMD0805K110SF6V](#)