

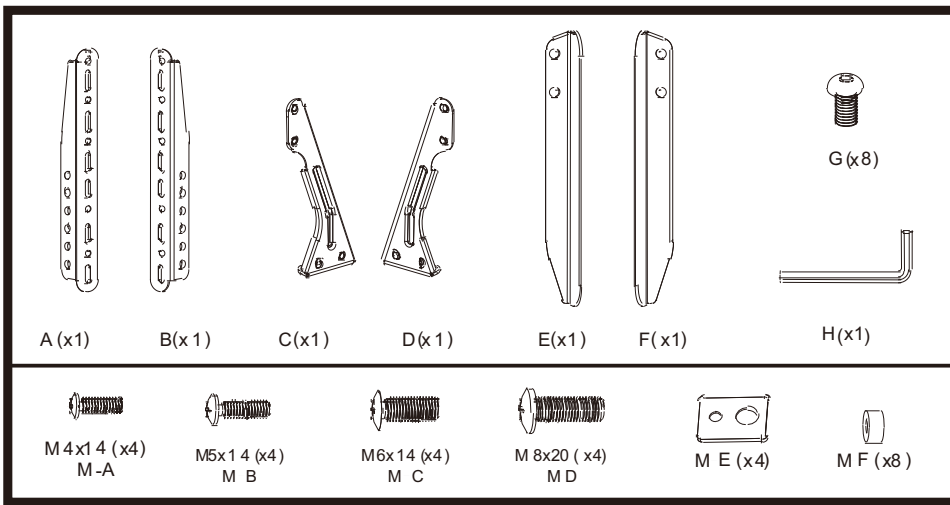
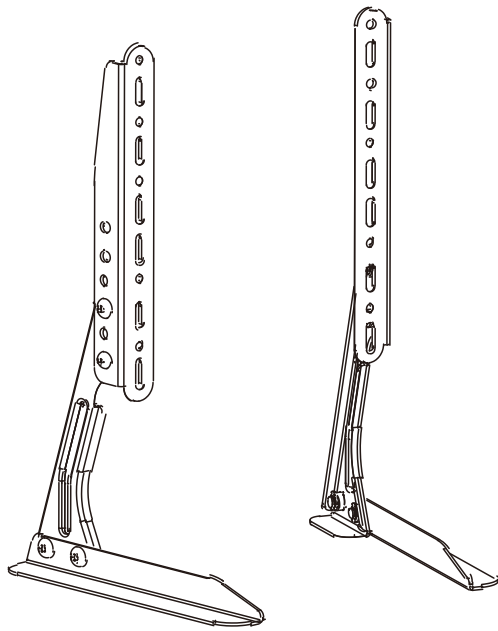
Universal Replacement Television Stand



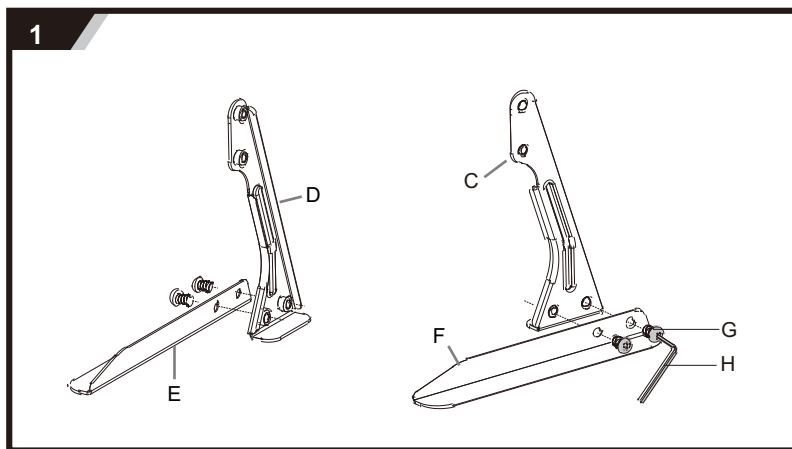
Assembly / Use Manual

This universal replacement television base is intended use with televisions with 39" diagonal screen measurement or less, and weighing less than 30 pounds. Please note that televisions differ greatly in size and weight distribution, and no two installation circumstances are the same. It is the users responsibility to ensure suitability of this product for each individual situation.

Please read this document completely prior to use.



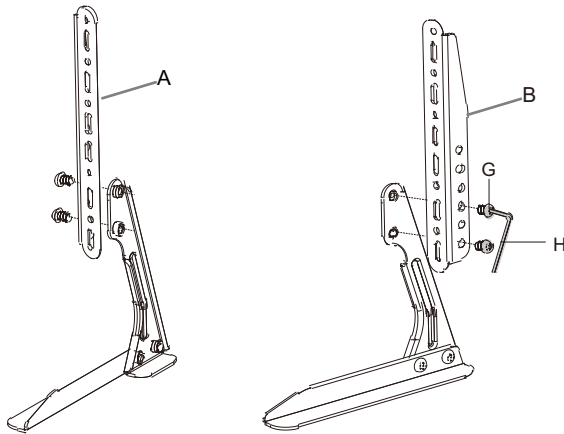
Identify and verify all of the included hardware



Step One:

Attach parts (F) and (C) using the provided screws (G) for the right stand leg. Attach parts (E) and (D) using the provided screws (G) for the left stand leg.

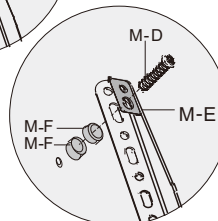
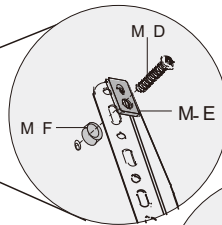
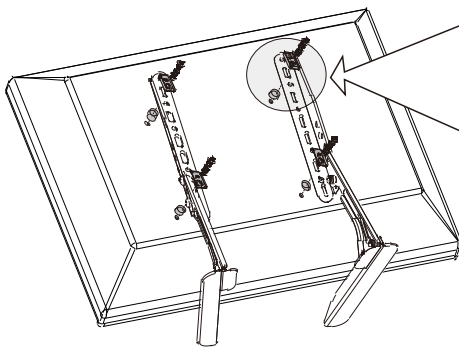
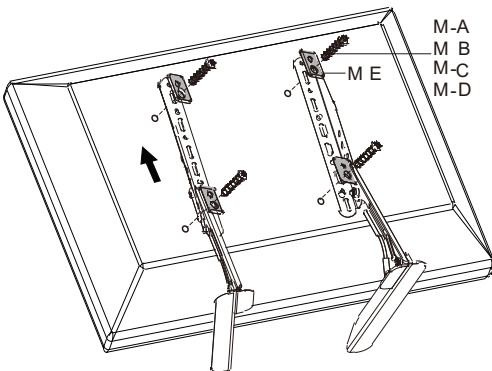
2



Step Two:

Attach the completed left leg of the stand with bracket (B) using the provided screws (G). Attach the completed right leg of the stand with bracket (A) using the provided screws.

3

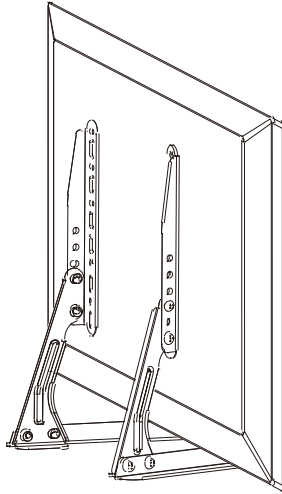


Step Three:

With care, lay the TV face down on a flat surface with a towel or blanket separating the two, to protect the screen.

Attach the TV stand to the back of the TV using the appropriate screw size and spacer if needed. Be sure the screw is tightened to the TV securely.

4



Step Four:

Orient to the TV to stand straight, check its stability, and move it to its proper location.

This completes the assembly steps of this stand.

As noted earlier, it is the ultimate responsibility of the user to ensure safe and secure Installation of any television on this stand. There is no guarantee that every television, even if within the size and weight limits specified, will be secure in every situation.

Once installation is complete, the user must make certain the television set is secure. Failure to do so could result in property damage, electrical or fire hazard and personal injury or death, should the television fall. Pro Signal, MCM Electronics and all retail dealers providing this product cannot be held liable for damages that result from improper or insecure installation.

Things to remember:

Furniture including tables, dressers, entertainment centers and shelves must be tested to ensure stability

Televisions should be installed out of reach of small children or pets that could potentially pull or knock a set from its location

Connecting cables, including power cords, cable, antenna or satellite TV wires, cables from other components, indoor antennas and similar items should be secured and tucked out of the way to prevent being snagged or tripped over

Televisions should not be located in direct sunlight or in locations where they can come in contact with rain or moisture.

To provide added security, a Television Security Cable Kit, such as the Pro Signal Model #50-14725 should be considered. A simple internet search should quickly identify numerous places where this kit may be found.

In the event the user is not confident in the safety of this installation it is highly recommended that a qualified installation professional be contacted.

Warranty

This device is warranted against manufactures defects for a period of 1 year from the original date of purchase. This warranty covers all internal components and the cost of labor to either repair or replace the unit. This warranty covers only the unit, and does not cover connected equipment, or any loss that may occur, regardless of cause. It will be the sole discretion of MCM Electronics to determine the applicability of said warranty, and determination as to whether the unit will be repaired or replaced. Questions regarding application, use, or problems with this unit should be directed to MCM Electronics Tech Support, which can be found at www.mcmelectronics.com.

X-ON Electronics

Largest Supplier of Electrical and Electronic Components

Click to view similar products for [Pro Signal manufacturer](#):

Other Similar products are found below :

[KVM-404](#) [JR8030/25M](#) [APFLY2](#) [APFLY5](#) [LS00430](#) [SVC683-3M](#) [MJ-2325](#) [PSG-BB-170W-2BP](#) [PSG90335](#) [PSG01592](#) [PSG01522](#)
[PS11169](#) [PS11050](#) [PS11360](#) [PS11187](#) [PS11176](#) [PS11155](#) [PS11153](#) [PS11147](#) [PS11035](#) [PSG03905](#) [PSG00559](#) [JR9505/1M](#) [SS110](#)
[SPC22887](#) [AV02562](#) [PSG90863](#) [PSG01098](#) [PSG91126](#) [PSG91122](#) [PSG01495](#) [PS11386](#) [PS11199](#) [PS11036](#) [PS11028](#) [PS11005](#) [PS11180](#)
[PS11172](#) [PS11170](#) [SPC23060](#) [AV19159](#) [PS000115](#) [CL62002X](#) [SS101](#) [AV02010](#) [MX-387GL](#) [SB302](#) [PSG90821](#) [PSG02580](#) [PSG91123](#)