

信昌電子陶瓷股份有限公司
Prosperity Dielectrics Co., Ltd.

No.566-1, Gaoshi Rd., Lujhu, Yangmei Dist., Taoyuan City 32668, Taiwan, R.O.C.
Tel. : +886-3-4753355 Fax : +886-3-4854959

SPECIFICATION FOR APPROVAL

DATE :

CUSTOMER : _____

PART NAME : _____ General Purpose Lead Free &. Halogen Free Chip Resistors

CUSTOMER'S DWG. NO. : _____

CUSTOMER'S PART NO. : _____

PDC PART NO. : **FCF-E SERIES APPROVED**

DESCRIPTION. : _____

ACTION	"V"	CUSTOMER'S SIGNATURE	NOTE
RESULT			
FULL APPROVED			
CONDITIONAL APPROVED			
REJECTED			

OUR ACTION	SIGNATURE
PREPARED By	<i>Jenny Tseng</i>
CHECKED By	<i>Tony Chou</i>
APPROVED By	<i>Byron Tsai</i>

CUSTOMER SIGNATURE FOR ACCEPTANCE

1. Features	2
2. Applications.....	2
3. Dimension and construction	2
4. Power Derating Curve	3
5. Rating	4
6. Part Number	5
7. Resistance Marking / Soldering	5
8. Reliability Performance.....	7
9. Packing	8
9.1 Peel Strength of Top Cover Tape.....	8
9.2 Tape Packaging Dimensions.....	8
9.3 Reel Dimensions.....	9
10. Storage / Handling.....	9



1. Features

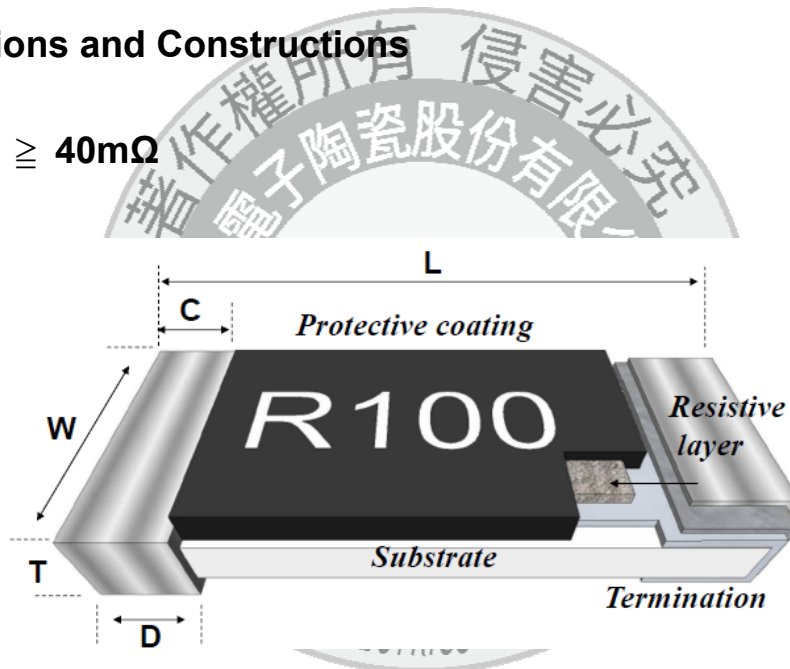
- Low resistance and high precision (1%).
- Excellent reliability and suitable cost.
- Suitable for lead free soldering.
- RoHS compliant & Halogen Free.

2. Applications

- Consumer electronics, M/B.
- Battery pack, BTC.
- Notebook, Tablet PC.
- Portable Device, Electronic Equipment.

3. Dimensions and Constructions

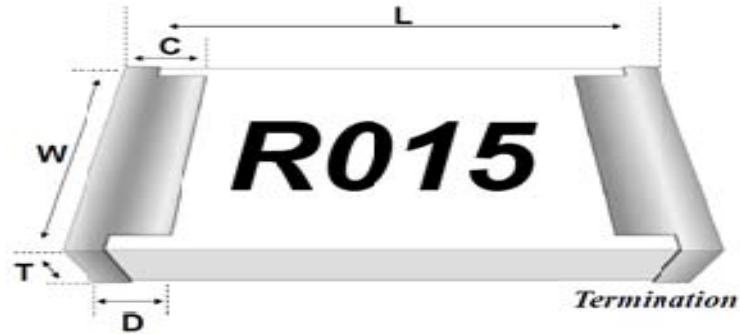
※ R value $\geq 40\text{m}\Omega$



Unit : mm

Type	L	W	C	D	T
FCF06	1.60±0.10	0.80±0.10	0.30±0.20	0.30±0.20	0.45±0.10
FCF05	2.00±0.10	1.25±0.10	0.40±0.20	0.40±0.20	0.50±0.10
FCF06	3.10±0.10	1.60±0.10	0.50±0.25	0.50±0.25	0.55±0.10
FCF12	3.10±0.10	2.60±0.10	0.50±0.25	0.50±0.25	0.55±0.10
FCF20	5.00±0.20	2.50±0.20	0.60±0.25	0.60±0.25	0.60±0.10
FCF25	6.30±0.20	3.10±0.20	0.60±0.25	0.90±0.25	0.60±0.15

※ R value \leq 39m Ω

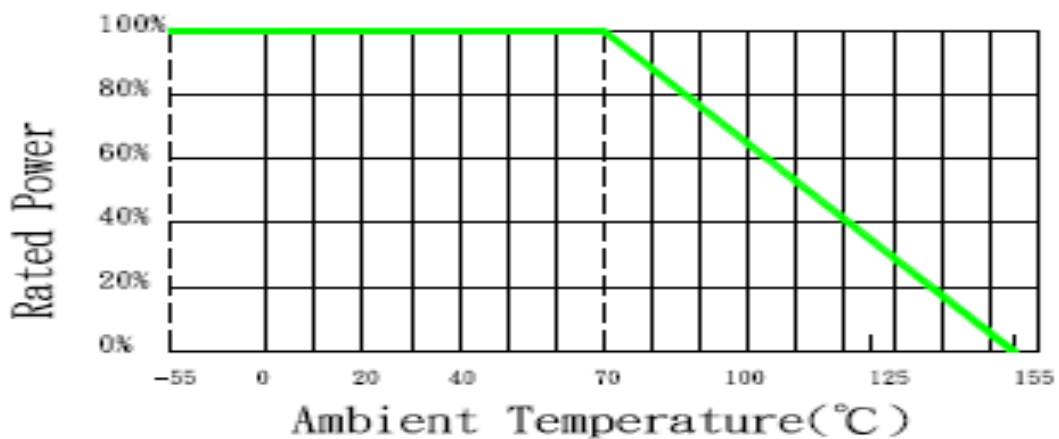


Unit : mm

Type	L	W	C	D	T
FCF05	2.00±0.10	1.25±0.10	0.25±0.20	0.65±0.20	0.60±0.10
FCF06	3.10±0.15	1.60±0.10	0.25±0.20	0.90±0.25	0.55±0.10
FCF12	3.10±0.15	2.60±0.10	0.25±0.25	0.90±0.25	0.60±0.10
FCF20	5.00±0.20	2.50±0.20	0.25±0.25	1.10±0.25	0.60±0.10
FCF25	6.40±0.20	3.10±0.20	0.25±0.25	1.80±0.30	0.60±0.15

4. Power Derating Curve

Operating Temperature Range: -55 to +155 deg.C



FCF E code series. (General Purpose) Current Sensing Resistors Thick-film Chip Resistors

5. Rating

FCF_E series		Power Rating at 70°C	Max. RCWV (mV)	Max. Overload Voltage (mV)	Resistance Tolerance (%)	Temperature Coefficient (TCR; ppm/°C)	Resistance Range (mΩ)		Standard Resistance Values
Type	Size						Min.	Max.	
FCF03_E	0603	1/8W	337	754	±1 ±2、±5	±200	100	910	E-24
						±400	50	99	
FCF05_E	0805	1/4W	477	1067	±1 ±2、±5	±200	100	910	E-24
						±400	50	99	
						±600	22	49	
						±1000	10	20	
FCF06_E	1206	1/3W	551	1232	±1 ±2、±5	±200	100	910	E-24
						±400	50	99	
						±600	22	49	
						±1000	10	20	
FCF12_E	1210	2/3W	779	1742	±1 ±2、±5	±200	100	910	E-24
						±400	50	99	
						±400	22	49	
						±1000	10	20	
FCF20_E	2010	3/4W	826	1847	±1 ±2、±5	±200	100	910	E-24
						±400	50	99	
						±600	22	49	
						±1000	10	20	
FCF25_E	2512	1W	954	2133	±1 ±2、±5	±200	100	910	E-24
						±400	50	99	
						±600	22	49	
						±1000	10	20	

Note :

1. RCWV = $(P \times R)^{1/2}$ or Max. RCWV listed above, whichever is lower.

RCWV : Rated Continue Working Voltage(V) · P : Rated Power(W) · R : Resistance Value(Ω)

2. Special resistance value request please contact factory.

6. Part Number

Type	Size	Tolerance	Packing	Power Code	R Value (GM)	Series Code
FCF	03 :0603	F :±1%	Paper Tape : 0603.0805.1206 1210 I : 5Kpcs V : 10Kpcs W : 20Kpcs Plastic Tape : 2010.2512 P : 4Kpcs X : 8Kpcs Y : 16Kpcs	∴ As Rating	XXXX 4 digit	E
	05 :0805	G :±2%				
	06 :1206	J :±5%				
	12 :1210					
	20 :2010					
	25 :2512					

Example :

FCF06FT-R100E

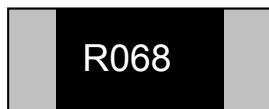
→ 1206 size, tolerance 1%, paper tape, 100mΩ.

7. Marking/Soldering

Resistance value identify :

0805/1206/1210/2010/2512

Top Marking. (4 Digits marking to identify the resistance value.)



R068=68mΩ , R120=120mΩ

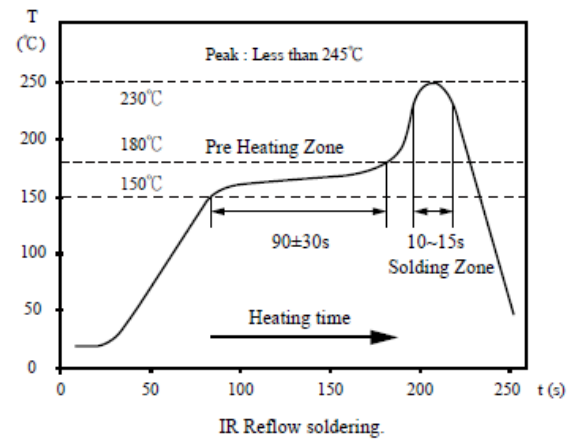
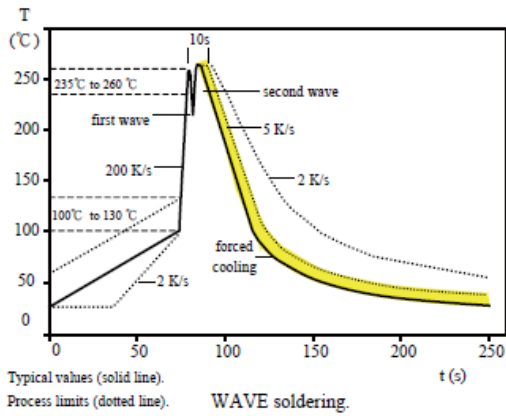
0603

Top Marking. (3 Digits marking to identify the resistance value.)



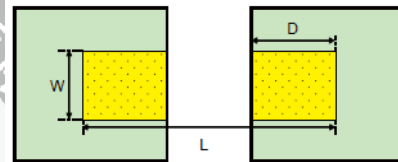
R12=120mΩ , 68M=68mΩ

Soldering Reference :



Recommend Solder Pad Dimensions :

Type	W	D	L
FCF03	0.90	1.00	3.00
FCF05	1.30	1.15	3.50
FCF06	1.80	1.30	4.70
FCF12	3.00	1.30	4.70
FCF20	3.00	1.50	6.80
FCF25	3.70	1.60	7.60



8. Reliability Performance

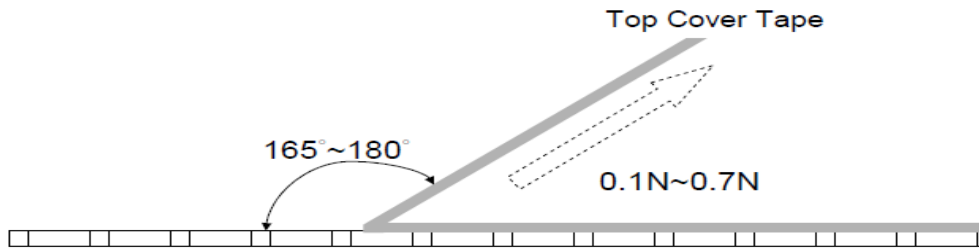
Test Item	Specification	Test Method
DC Resistance	F : ±1% G : ±2% J : ±5%	IEC 60115-1 / JIS C 5201-1 , Clause 4.5 Measure the resistance Value.
Resistance to Solder Heat	$\Delta R \leq \pm(1\% + 0.5m\Omega)$ F : $\Delta R \leq \pm(0.5\% + 0.5m\Omega)$ No mechanical damage	IEC 60115-1, Clause 4.18 Solder dipping @ 260°C±5°C for 10sec.±1sec.
Solder Ability	Over 95% of termination must be covered with Solder.	IEC 60115-1, Clause 4.17 After immersing flux, dip in the 245±2°C molten solder bath for 3±0.5 sec.
Short Time Overload	$\Delta R \leq \pm(2\% + 0.5m\Omega)$ F : $\Delta R \leq \pm(1\% + 0.5m\Omega)$	IEC 60115-1, Clause 4.13 5 × Rated power for 5 seconds
Temperature Coefficient of Resistance (TCR)	Within the spec.	IEC 60115-1, Clause 4.8 T_1 T_2 Test temperature : 25°C ~ 155°C $TCR(ppm/^{\circ}C) = (R_2 - R_1) / R_1 \times 1 / (T_2 - T_1) \times 10^6$
Load Life	$\Delta R \leq \pm(3\% + 0.5m\Omega)$ F : $\Delta R \leq \pm(1\% + 0.5m\Omega)$	IEC 60115-1, Clause 4.25 Rated voltage for 1.5 hours for followed by a pause 0.5 hour at 70±2°C. Cycle repeated 1000 hours.
Bending strength	$\Delta R \leq \pm(1\% + 0.5m\Omega)$ F : $\Delta R \leq \pm(0.5\% + 0.5m\Omega)$ No mechanical damage.	IEC 60115-1 / JIS C 5201-1 , Clause 4.33 Resistance variance after bended on the 90mm PCB. Bending width : 3mm for 0603 0805 2mm for 1206 2010 2512
Insulation Resistance	Between termination and coating must over 1000MΩ	IEC 60115-1, Clause 4.6 Test voltage : 100±15V

9. PACKAGING

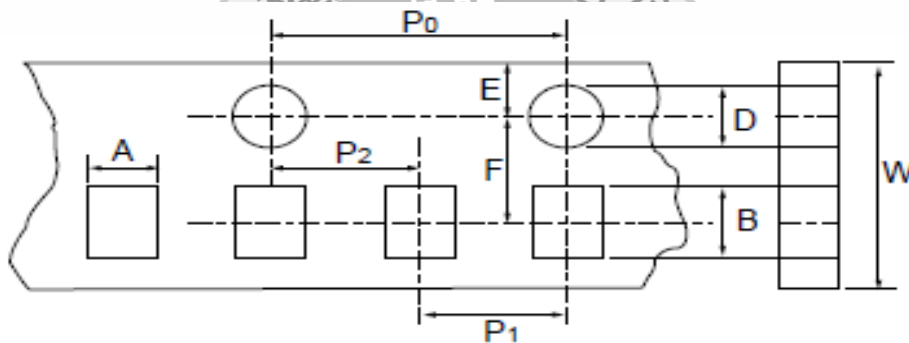
9.1 Peel Strength of Top Cover Tape

The peel speed shall be about 300 mm/min

The peel force of top cover tape shall be between 0.1 to 0.7N



9.2 Tape Packaging Dimensions

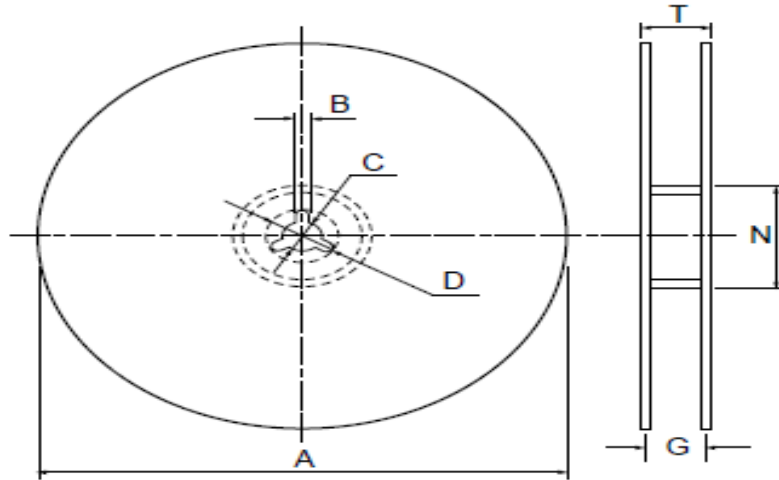


- Accumulated dimensional tolerance $40 \pm 0.2 \text{mm}$

Size	A	B	W	F	E	P1	P2	P0	D
0603	1.10±0.20	1.90±0.20	8.00±0.30	3.50±0.05	1.75±0.10	4.00±0.10	2.00±0.05	4.00±0.10	1.50+0.10/-0
0805	1.65±0.20	2.40±0.20	8.00±0.30	3.50±0.05	1.75±0.10	4.00±0.10	2.00±0.05	4.00±0.10	1.50+0.10/-0
1206	2.00±0.20	3.60±0.20	8.00±0.30	3.50±0.05	1.75±0.10	4.00±0.10	2.00±0.05	4.00±0.10	1.50+0.10/-0
1210	3.00±0.20	3.60±0.20	8.00±0.30	3.50±0.05	1.75±0.10	4.00±0.10	2.00±0.05	4.00±0.10	1.50+0.10/-0
2010	2.80±0.20	5.50±0.20	12.00±0.30	5.50±0.05	1.75±0.10	4.00±0.10	2.00±0.05	4.00±0.10	1.50+0.10/-0
2512	3.50±0.20	6.70±0.20	12.00±0.30	5.50±0.05	1.75±0.10	4.00±0.10	2.00±0.05	4.00±0.10	1.50+0.10/-0

unit:mm

9.3 Reel Dimensions



unit:mm

Size	Packaging Q'ty	A	N	C	D	B	G	T
0603	5kpcs/Reel	178.0±2.0	60.0±0.5	13.0±0.5	20(Min.)	2.0±0.5	10.0±1.5	14.9max.
0805	10kpcs/Reel	254.0±2.0	100.0±1.0	13.5±0.5	20(Min.)	2.0±0.5	10.0±1.5	14.9max.
1206		330.0±2.0	100.0±1.0	13.5±0.5	20(Min.)	2.0±0.5	10.0±1.5	14.9max.
1210	20kpcs/Reel	330.0±2.0	100.0±1.0	13.5±0.5	20(Min.)	2.0±0.5	10.0±1.5	14.9max.
2010 2512	4kpcs/Reel	178.0±2.0	60.0±0.5	13.0±0.5	20(Min.)	2.0±0.5	13.8±1.5	16.7max.
	8kpcs/Reel	254.0±2.0	100.0±0.5	13.5±0.5	20(Min.)	2.0±0.5	13.8±1.5	20.0max.
	16kpcs/Reel	330.0±2.0	100.0±1.0	13.5±0.5	20(Min.)	2.0±0.5	13.8±1.5	20.0max.

10. Storage & Handling

... Products are recommended to be used up within one year as ensured shelf life.

Check solder ability in case shelf life extension is needed.

... To store products with following condition:

Temperature: 5 to 40°C ; Humidity: 20 to 70% relative humidity.

※ All product specification and data are subject to change without notice.

X-ON Electronics

Largest Supplier of Electrical and Electronic Components

Click to view similar products for [Thick Film Resistors - SMD category](#):

Click to view products by [Prosperity manufacturer](#):

Other Similar products are found below :

[CR-05FL7--150R](#) [CR-05FL7--698K](#) [CR-12JP4--680R](#) [CRCW04021K20FKEE](#) [CRCW04028R20JNEE](#) [CRCW06032K10FKEC](#)
[CRCW06036K80FKEE](#) [M55342K03B499DRS6](#) [M55342K06B6E19RWL](#) [M55342K09B5D62RS6](#) [M55342M06B26E7RS3](#) [742C083750JTR](#)
[MCR01MZPF1202](#) [MCR01MZPF1601](#) [MCR01MZPF1800](#) [MCR01MZPF6201](#) [MCR01MZPF9102](#) [MCR01MZPJ121](#) [MCR01MZPJ125](#)
[MCR01MZPJ751](#) [MCR03EZHJ103](#) [MCR03EZPF2004](#) [MCR03EZPJ270](#) [MCR03EZPJ821](#) [MCR10EZPF1102](#) [MCR10EZPF2700](#)
[MCR18EZPJ330](#) [RC1005F1152CS](#) [RC1005F1372CS](#) [RC1005F1912CS](#) [RC1005F2052CS](#) [RC1005F3011CS](#) [RC1005F471CS](#)
[RC1005F4751CS](#) [RC1005F5621CS](#) [RC1005F6041CS](#) [RC1005J121CS](#) [RC1005J122CS](#) [RC1005J154CS](#) [RC1005J180CS](#) [RC1005J181CS](#)
[RC1005J202CS](#) [RC1005J391CS](#) [RC1005J560CS](#) [RC1005J683CS](#) [RC1005J823CS](#) [RC1608F1022CS](#) [RC1608F333CS](#) [RC1608F3651CS](#)
[RC1608F5110CS](#)