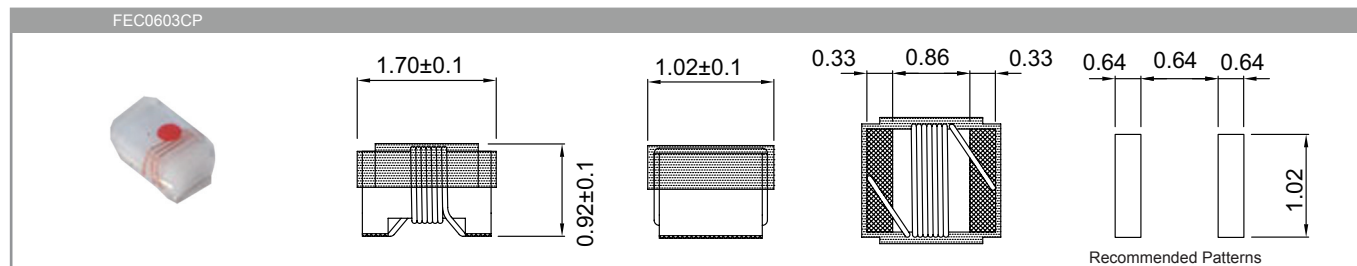


SMD WIRE WOUND CERAMIC CHIP INDUCTORS

FEC0603CP Series

■ Mechanical Dimensions (Unit: mm)



■ Electrical Specification

Part Number.	Inductance (nH)	Inductance Tolerance	Q (Min)	Test Freq. (MHz)	900 (MHz)		1.7 (GHz)		SRF (GHz) Min	DCR (Ω) Max	I _{rms} (mA)	COLOR CODE
					L typ.	Q typ.	L typ.	Q typ.				
FEC0603CP-1N6□-LRH	1.6	J、K	24	250	1.67	49	1.65	63	12.50	0.030	700	BLACK
FEC0603CP-1N8□-LRH	1.8	J、K	16	250	1.83	35	1.86	50	12.50	0.045	700	BROWN
FEC0603CP-2N1□-LRH	2.1	J、K	20	250	2.11	31	2.09	45	5.80	0.005	700	RED
FEC0603CP-2N2□-LRH	2.2	J、K	20	250	2.22	31	2.24	44	5.80	0.005	700	ORANGE
FEC0603CP-3N3□-LRH	3.3	J、K	20	250	3.31	75	3.38	88	5.50	0.070	700	VIOLET
FEC0603CP-3N6□-LRH	3.6	J、K	22	250	3.72	53	3.71	65	5.90	0.063	700	RED
FEC0603CP-3N9□-LRH	3.9	J、K	22	250	3.95	49	3.96	67	5.90	0.080	700	ORANGE
FEC0603CP-4N3□-LRH	4.3	J、K	22	250	4.32	50	4.33	70	5.90	0.063	700	YELLOW
FEC0603CP-4N7□-LRH	4.7	J、K	20	250	4.72	47	4.75	57	5.80	0.116	700	GREEN
FEC0603CP-5N1□-LRH	5.1	J、K	20	250	4.93	47	4.95	56	5.70	0.140	700	BLUE
FEC0603CP-5N6□-LRH	5.6	J、K	20	250	5.77	63	6.05	80	5.80	0.150	700	GRAY
FEC0603CP-6N1□-LRH	6.1	J、K	25	250	5.90	59	7.08	79	5.80	0.110	700	WHITE
FEC0603CP-6N8□-LRH	6.8	G、J、K	27	250	6.75	60	7.10	81	5.80	0.110	700	VIOLET
FEC0603CP-7N5□-LRH	7.5	G、J、K	28	250	7.70	60	7.82	85	4.80	0.106	700	GRAY
FEC0603CP-8N2□-LRH	8.2	G、J、K	25	250	8.25	82	8.37	87	5.80	0.120	700	BLACK
FEC0603CP-8N4□-LRH	8.4	G、J、K	28	250	8.39	79	8.51	85	4.60	0.109	700	RED
FEC0603CP-8N5□-LRH	8.5	G、J、K	28	250	8.47	81	8.62	86	4.60	0.109	700	RED
FEC0603CP-8N7□-LRH	8.7	G、J	28	250	8.86	62	9.32	58	4.60	0.109	700	WHITE
FEC0603CP-9N5□-LRH	9.5	G、J	28	250	9.70	59	9.92	61	5.40	0.135	700	BLACK
FEC0603CP-10N□-LRH	10	G、J	31	250	10.00	66	10.6	83	4.80	0.130	700	BROWN
FEC0603CP-11N□-LRH	11	G、J	33	250	11.00	53	11.5	56	4.00	0.086	700	RED
FEC0603CP-12N□-LRH	12	G、J	35	250	12.30	72	13.5	83	4.00	0.130	700	ORANGE
FEC0603CP-14N□-LRH	14	G、J	35	250	14.20	69	15.6	85	4.00	0.170	700	BROWN
FEC0603CP-15N□-LRH	15	G、J	35	250	15.40	64	16.8	89	4.00	0.170	700	YELLOW
FEC0603CP-16N□-LRH	16	G、J	34	250	16.20	55	17.3	52	3.30	0.104	700	GREEN
FEC0603CP-18N□-LRH	18	G、J	35	250	18.70	70	21.4	69	3.10	0.170	700	BLUE
FEC0603CP-22N□-LRH	22	G、J	38	250	22.80	73	26.1	71	3.00	0.190	700	VIOLET
FEC0603CP-23N□-LRH	23	G、J	38	250	24.10	71	28.0	67	2.85	0.190	700	BLACK
FEC0603CP-24N□-LRH	24	G、J	37	250	24.50	45	28.7	39	2.65	0.135	700	GRAY
FEC0603CP-27N□-LRH	27	G、J	40	250	29.20	74	34.6	65	2.80	0.220	600	WHITE
FEC0603CP-30N□-LRH	30	G、J	37	250	31.40	47	39.9	28	2.25	0.144	600	BLACK
FEC0603CP-33N□-LRH	33	G、J	40	250	36.00	67	49.5	42	2.30	0.220	600	BROWN
FEC0603CP-36N□-LRH	36	G、J	38	250	39.40	47	52.7	24	2.08	0.250	600	RED
FEC0603CP-39N□-LRH	39	G、J	40	250	42.70	60	60.2	40	2.20	0.250	600	ORANGE
FEC0603CP-43N□-LRH	43	G、J	39	250	47.00	44	64.9	21	2.00	0.280	600	YELLOW
FEC0603CP-47N□-LRH	47	G、J	38	200	52.20	62	77.2	35	2.00	0.280	600	GREEN
FEC0603CP-51N□-LRH	51	G、J	35	200	55.50	69	82.2	34	1.90	0.270	600	BROWN
FEC0603CP-56N□-LRH	56	G、J	38	200	62.50	56	97.0	26	1.90	0.310	600	BLUE
FEC0603CP-68N□-LRH	68	G、J	37	200	80.50	54	168	21	1.70	0.340	600	VIOLET
FEC0603CP-72N□-LRH	72	G、J	34	150	82.00	53	135	20	1.70	0.490	400	GRAY
FEC0603CP-82N□-LRH	82	G、J	34	150	96.20	54	177	21	1.70	0.540	400	WHITE
FEC0603CP-R10□-LRH	100	G、J	34	150	124	49	-	-	1.40	0.580	400	BLACK
FEC0603CP-R11□-LRH	110	G、J	32	150	138	43	-	-	1.35	0.610	300	BROWN
FEC0603CP-R12□-LRH	120	G、J	32	150	166	39	-	-	1.30	0.650	300	RED
FEC0603CP-R15□-LRH	150	G、J	28	150	250	25	-	-	0.990	0.920	280	ORANGE

SMD WIRE WOUND CERAMIC CHIP INDUCTORS

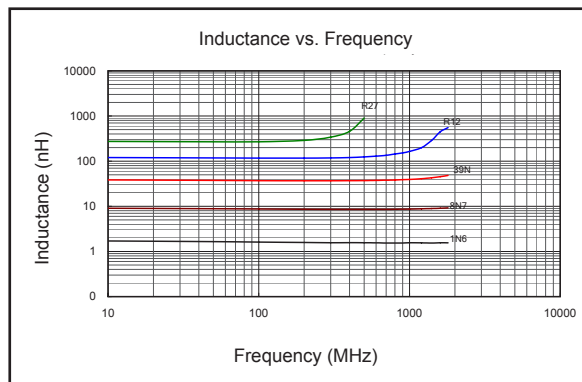
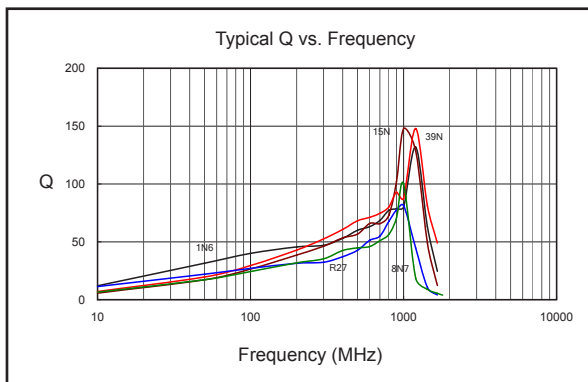
FEC0603CP Series

Part Number.	Inductance (nH)	Inductance Tolerance	Q (Min)	Test Freq. (MHz)	900 (MHz)		1.7 (GHz)		SRF (GHz) Min	DCR (Ω) Max	I _{rms} (mA)	COLOR CODE
					L typ.	Q typ.	L typ.	Q typ.				
FEC0603CP-R18□-LRH	180	G \ J	25	100	305	22	-	-	0.990	1.250	240	YELLOW
FEC0603CP-R20□-LRH	200	G \ J	25	100	-	-	-	-	0.990	1.980	200	RED
FEC0603CP-R21□-LRH	210	G \ J	27	100	-	-	-	-	0.895	2.060	200	ORANGE
FEC0603CP-R22□-LRH	220	G \ J	25	100	-	-	-	-	0.900	1.900	200	GREEN
FEC0603CP-R25□-LRH	250	G \ J	25	100	-	-	-	-	0.822	3.550	120	YELLOW
FEC0603CP-R27□-LRH	270	G \ J	24	100	-	-	-	-	0.900	2.300	170	BLUE
FEC0603CP-R33□-LRH	330	G \ J	24	100	-	-	-	-	0.900	2.300	100	VIOLET
FEC0603CP-R39□-LRH	390	G \ J	25	100	-	-	-	-	0.900	4.350	100	GRAY

- a. Tolerance :K=±10% ; J=±5% ; G=±2%
- b. Operating Temp :-40°C to +125°C
- c. For 15 : Temperature Rise.
- d. Inductance & Q measured using the HP4291B.
- e. SRF measured using the HP8753E, or HP8720D .
- f. DCR measured using the 16502 milli-ohm meter.
- g. Unspecified values available on request

■ Characteristic Curve

· FEC0603CP



X-ON Electronics

Largest Supplier of Electrical and Electronic Components

Click to view similar products for [Fixed Inductors](#) category:

Click to view products by [Prosperity](#) manufacturer:

Other Similar products are found below :

[CR43NP-680KC](#) [CR54NP-470LC](#) [CR54NP-820KC](#) [CR54NP-8R5MC](#) [70F224AI](#) [MGDQ4-00004-P](#) [MHL1ECTTP18NJ](#) [MHQ1005P10NJ](#)
[MHQ1005P1N0S](#) [MHQ1005P2N4S](#) [MHQ1005P3N6S](#) [MHQ1005P5N1S](#) [MHQ1005P8N2J](#) [PE-51506NL](#) [PE-53601NL](#) [PE-53602NL](#) [PE-53630NL](#) [PE-53824SNLT](#) [PE-92100NL](#) [PG0434.801NLT](#) [PG0936.113NLT](#) [9220-20](#) [9310-16](#) [PM06-2N7](#) [PM06-39NJ](#) [A01TK](#) [1206CS-471XJ](#) [HC2LP-R47-R](#) [HC2-R47-R](#) [HC3-2R2-R](#) [HC3-R50-R](#) [HC8-1R2-R](#) [HCF1305-3R3-R](#) [1206CS-151XG](#) [RCH664NP-140L](#) [RCH664NP-4R7M](#) [RCH8011NP-221L](#) [RCP1317NP-332L](#) [RCP1317NP-391L](#) [RCR1010NP-470M](#) [RCR110DNP-331L](#) [DH2280-4R7M](#) [DS1608C-106](#)
[ASPI-4020HI-R10M-T](#) [B10TJ](#) [B82498B3680J000](#) [ELJ-RE27NJF2](#) [1812CS-153XJ](#) [1812CS-183XJ](#) [1812CS-223XJ](#)