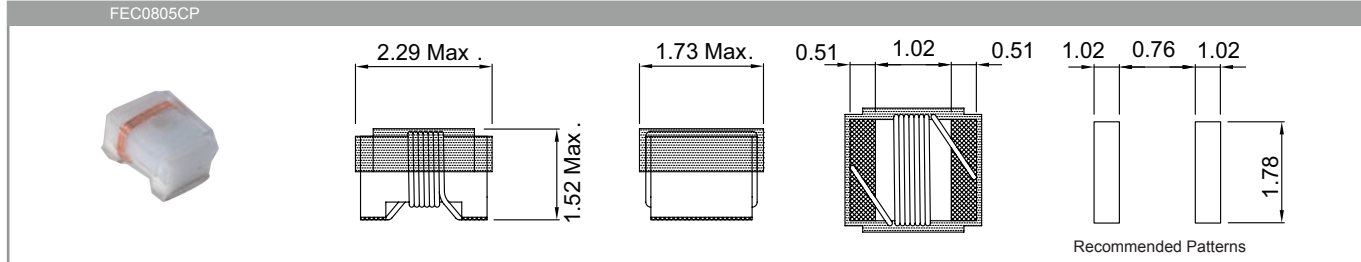


SMD WIRE WOUND CERAMIC CHIP INDUCTORS

FEC0805CP Series

■ Mechanical Dimensions (Unit: mm)



■ Electrical Specification

Part Number.	Inductance (nH)	Inductance Tolerance	Test Freq. (MHz)	Q (Min)	Test Freq. (MHz)	SRF (GHz) Min	DCR (Ω) Max	I _{rms} (mA)	COLOR CODE
FEC0805CP-2N2□-LRH	2.20	K,J	250	35	1500	3.00	0.08	600	WHITE
FEC0805CP-2N7□-LRH	2.70	K,J	250	35	1000	6.00	0.03	600	BROWN
FEC0805CP-2N8□-LRH	2.80	K,J	250	80	1000	7.90	0.06	800	GRAY
FEC0805CP-2N9□-LRH	2.90	K,J	250	50	1000	4.70	0.05	600	BLUE
FEC0805CP-3N0□-LRH	3.00	K,J	250	65	1500	7.90	0.06	800	WHITE
FEC0805CP-3N3□-LRH	3.30	K,J	250	50	1500	7.90	0.08	600	BLACK
FEC0805CP-5N6□-LRH	5.60	K,J	250	65	1000	5.50	0.08	600	VIOLET
FEC0805CP-6N8□-LRH	6.80	K,J	250	50	1000	5.50	0.11	600	BROWN
FEC0805CP-7N5□-LRH	7.50	K,J	250	50	1000	4.50	0.14	600	GREEN
FEC0805CP-8N2□-LRH	8.20	K,J,G	250	50	1000	4.70	0.12	600	RED
FEC0805CP-10N□-LRH	10.0	K,J,G	250	60	500	4.20	0.10	600	RED
FEC0805CP-11N□-LRH	11.0	K,J,G	700	45	500	3.00	0.15	600	ORANGE
FEC0805CP-12N□-LRH	12.0	K,J,G	250	50	500	4.00	0.15	600	ORANGE
FEC0805CP-15N□-LRH	15.0	K,J,G	250	50	500	3.40	0.17	600	YELLOW
FEC0805CP-18N□-LRH	18.0	K,J,G	250	50	500	3.30	0.20	600	GREEN
FEC0805CP-22N□-LRH	22.0	K,J,G	250	55	500	2.60	0.22	500	BLUE
FEC0805CP-24N□-LRH	24.0	K,J,G	250	50	500	2.00	0.22	500	GRAY
FEC0805CP-27N□-LRH	27.0	K,J,G	250	55	500	2.50	0.25	500	VIOLET
FEC0805CP-33N□-LRH	33.0	K,J,G	250	60	500	2.05	0.27	500	GRAY
FEC0805CP-36N□-LRH	36.0	K,J,G	250	55	500	1.70	0.27	500	YELLOW
FEC0805CP-37N□-LRH	37.0	K,J,G	350	40	500	1.80	0.27	500	GREEN
FEC0805CP-38N□-LRH	38.0	K,J,G	350	40	500	1.80	0.27	500	BLUE
FEC0805CP-39N□-LRH	39.0	K,J,G	250	60	500	2.00	0.29	500	WHITE
FEC0805CP-43N□-LRH	43.0	K,J,G	200	60	500	1.65	0.34	500	YELLOW
FEC0805CP-47N□-LRH	47.0	K,J,G	200	60	500	1.65	0.31	500	BLACK
FEC0805CP-56N□-LRH	56.0	K,J,G	200	60	500	1.55	0.34	500	BROWN
FEC0805CP-68N□-LRH	68.0	K,J,G	200	60	500	1.45	0.38	500	RED
FEC0805CP-82N□-LRH	82.0	K,J,G	150	65	500	1.30	0.42	400	ORANGE
FEC0805CP-91N□-LRH	91.0	K,J,G	150	65	500	1.20	0.48	400	BLACK
FEC0805CP-R10□-LRH	100	K,J,G	150	65	500	1.20	0.46	400	YELLOW
FEC0805CP-R11□-LRH	110	K,J,G	150	50	500	1.00	0.48	400	BROWN
FEC0805CP-R12□-LRH	120	K,J,G	150	50	250	1.10	0.51	400	GREEN
FEC0805CP-R15□-LRH	150	K,J,G	100	50	250	0.920	0.56	400	BLUE
FEC0805CP-R18□-LRH	180	K,J,G	100	50	250	0.870	0.64	400	VIOLET
FEC0805CP-R20□-LRH	200	K,J,G	100	50	250	0.860	0.68	400	RED
FEC0805CP-R22□-LRH	220	K,J,G	100	50	250	0.850	0.70	400	GRAY
FEC0805CP-R24□-LRH	240	K,J,G	100	44	250	0.690	1.00	350	RED
FEC0805CP-R25□-LRH	250	K,J,G	100	45	250	0.660	1.20	350	YELLOW
FEC0805CP-R27□-LRH	270	K,J,G	100	48	250	0.650	1.00	350	WHITE
FEC0805CP-R30□-LRH	300	K,J,G	100	25	250	0.450	1.40	300	GRAY
FEC0805CP-R33□-LRH	330	K,J,G	100	48	250	0.600	1.40	310	BLACK
FEC0805CP-R36□-LRH	360	K,J,G	100	35	250	0.400	0.90	300	ORANGE
FEC0805CP-R39□-LRH	390	K,J,G	150	48	250	0.560	1.50	290	BROWN
FEC0805CP-R43□-LRH	430	K,J,G	100	25	100	0.400	1.70	190	WHITE
FEC0805CP-R47□-LRH	470	K,J	50	33	100	0.375	1.76	250	VIOLET

SMD WIRE WOUND CERAMIC CHIP INDUCTORS

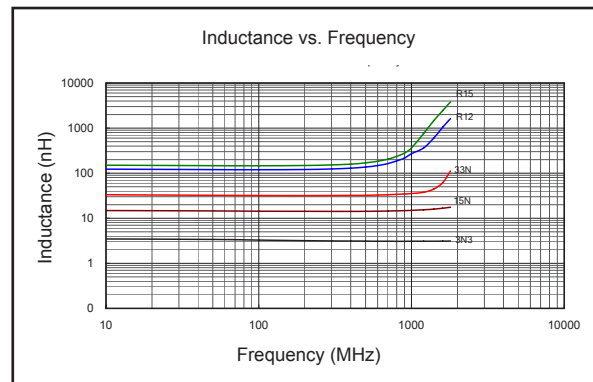
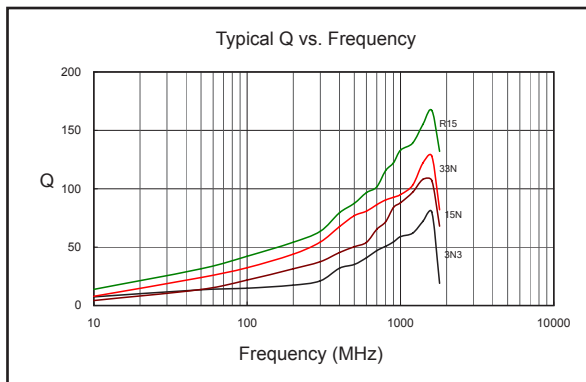
FEC0805CP Series

Part Number.	Inductance (nH)	Inductance Tolerance	Test Freq. (MHz)	Q (Min)	Test Freq. (MHz)	SRF (GHz) Min	DCR (Ω) Max	I _{rms} (mA)	COLOR CODE
FEC0805CP-R56□-LRH	560	K,J	25	23	50	0.340	1.90	230	ORANGE
FEC0805CP-R62□-LRH	620	K,J	25	23	50	0.220	2.20	210	YELLOW
FEC0805CP-R68□-LRH	680	K,J	25	23	50	0.188	2.20	190	GREEN
FEC0805CP-R82□-LRH	820	K,J	25	23	50	0.215	2.35	180	BROWN

- a. Tolerance:K=±10% ; J=±5% ; G=±2%
- b. Operating Temp:-40°C to +125°C
- c. For 15: Temperature Rise.
- d. Inductance & Q measured using the HP4291B.
- e. SRF measured using the HP8753E,or HP8720D .
- f. DCR measured using the 16502 milli-ohm meter.
- g. Unspecified values available on request

■ Characteristic Curve

· FEC0805CP



X-ON Electronics

Largest Supplier of Electrical and Electronic Components

Click to view similar products for [Fixed Inductors](#) category:

Click to view products by [Prosperity](#) manufacturer:

Other Similar products are found below :

[MLZ1608M6R8WTD25](#) [MLZ1608N6R8LT000](#) [MLZ1608N3R3LTD25](#) [MLZ1608N3R3LT000](#) [MLZ1608N150LT000](#)
[MLZ1608M150WTD25](#) [MLZ1608M3R3WTD25](#) [MLZ1608M3R3WT000](#) [MLZ1608M150WT000](#) [MLZ1608A1R5WT000](#)
[MLZ1608N1R5LT000](#) [B82432C1333K000](#) [PCMB053T-1R0MS](#) [PCMB053T-1R5MS](#) [PCMB104T-1R5MS](#) [CR32NP-100KC](#) [CR32NP-151KC](#) [CR32NP-180KC](#) [CR32NP-181KC](#) [CR32NP-1R5MC](#) [CR32NP-390KC](#) [CR32NP-3R9MC](#) [CR32NP-680KC](#) [CR32NP-820KC](#)
[CR32NP-8R2MC](#) [CR43NP-390KC](#) [CR43NP-560KC](#) [CR43NP-680KC](#) [CR54NP-181KC](#) [CR54NP-470LC](#) [CR54NP-820KC](#) [CR54NP-8R5MC](#)
[MGDQ4-00004-P](#) [MGDU1-00016-P](#) [MHL1ECTTP18NJ](#) [MHL1JCTTD12NJ](#) [PE-51506NL](#) [PE-53601NL](#) [PE-53630NL](#) [PE-53824SNLT](#) [PE-62892NL](#) [PE-92100NL](#) [PG0434.801NLT](#) [PG0936.113NLT](#) [PM06-2N7](#) [PM06-39NJ](#) [HC2LP-R47-R](#) [HC2-R47-R](#) [HC3-2R2-R](#) [HC8-1R2-R](#)