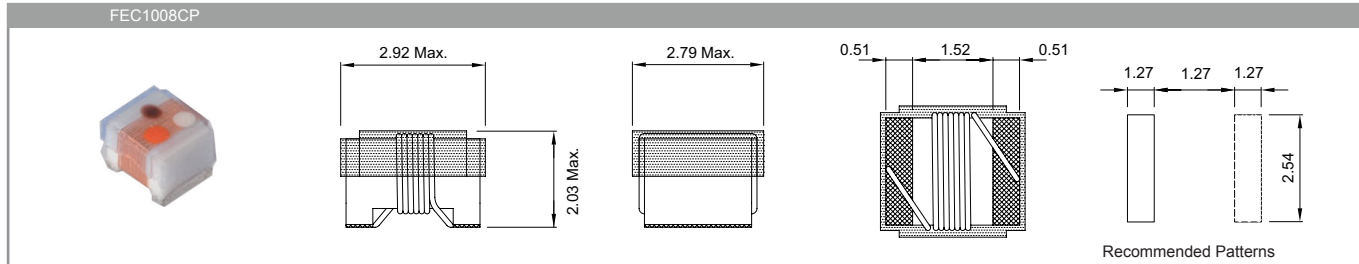


SMD WIRE WOUND CERAMIC CHIP INDUCTORS

FEC1008CP Series

■ Mechanical Dimensions (Unit: mm)



■ Electrical Specification

Part Number.	Inductance (nH)	Inductance Tolerance	Test Freq. (MHz)	Q (Min)	Test Freq. (MHz)	SRF (GHz) Min	DCR (Ω) Max	I _{rms} (mA)	COLOR CODE		
									1st	2nd	multiplier
FEC1008CP-10N□-LRH	10	K,J	50	50	500	4.10	0.08	1000	BROWN	BLACK	BLACK
FEC1008CP-12N□-LRH	12	K,J	50	50	500	3.30	0.09	1000	BROWN	RED	BLACK
FEC1008CP-15N□-LRH	15	K,J	50	50	500	2.50	0.10	1000	BROWN	GREEN	BLACK
FEC1008CP-18N□-LRH	18	K,J,G	50	50	350	2.50	0.11	1000	BROWN	GRAY	BLACK
FEC1008CP-22N□-LRH	22	K,J,G	50	55	350	2.40	0.12	1000	RED	RED	BLACK
FEC1008CP-24N□-LRH	24	K,J,G	50	50	350	1.50	0.13	1000	RED	YELLOW	BLACK
FEC1008CP-27N□-LRH	27	K,J,G	50	55	350	1.60	0.13	1000	RED	VIOLET	BLACK
FEC1008CP-33N□-LRH	33	K,J,G	50	60	350	1.60	0.14	1000	ORANGE	ORANGE	BLACK
FEC1008CP-39N□-LRH	39	K,J,G	50	60	350	1.50	0.15	1000	ORANGE	WHITE	BLACK
FEC1008CP-47N□-LRH	47	K,J,G	50	65	350	1.50	0.16	1000	YELLOW	VIOLET	BLACK
FEC1008CP-56N□-LRH	56	K,J,G	50	65	350	1.30	0.18	1000	GREEN	BLUE	BLACK
FEC1008CP-68N□-LRH	68	K,J,G	50	65	350	1.30	0.20	1000	BLUE	GRAY	BLACK
FEC1008CP-82N□-LRH	82	K,J,G	50	60	350	1.00	0.22	1000	GRAY	RED	BLACK
FEC1008CP-R10□-LRH	100	K,J,G	25	60	350	1.00	0.56	650	BROWN	BLACK	BROWN
FEC1008CP-R12□-LRH	120	K,J,G	25	60	350	0.950	0.63	650	BROWN	RED	BROWN
FEC1008CP-R15□-LRH	150	K,J,G	25	45	100	0.850	0.70	580	BROWN	GREEN	BROWN
FEC1008CP-R18□-LRH	180	K,J,G	25	45	100	0.750	0.77	620	BROWN	GRAY	BROWN
FEC1008CP-R20□-LRH	200	K,J,G	25	50	100	0.750	0.81	500	RED	BLACK	BROWN
FEC1008CP-R22□-LRH	220	K,J,G	25	45	100	0.700	0.84	500	RED	RED	BROWN
FEC1008CP-R24□-LRH	240	K,J,G	25	50	100	0.600	0.84	500	RED	YELLOW	BROWN
FEC1008CP-R27□-LRH	270	K,J,G	25	45	100	0.600	0.91	500	RED	VIOLET	BROWN
FEC1008CP-R30□-LRH	300	K,J,G	25	40	100	0.500	1.05	660	ORANGE	BLACK	BROWN
FEC1008CP-R33□-LRH	330	K,J,G	25	45	100	0.570	1.05	450	ORANGE	ORANGE	BROWN
FEC1008CP-R36□-LRH	360	K,J,G	25	40	100	0.500	1.05	660	ORANGE	BLUE	BROWN
FEC1008CP-R39□-LRH	390	K,J,G	25	45	100	0.500	1.12	470	ORANGE	WHITE	BROWN
FEC1008CP-R43□-LRH	430	K,J,G	25	45	100	0.425	1.19	600	YELLOW	ORANGE	BROWN
FEC1008CP-R47□-LRH	470	K,J,G	25	45	100	0.450	1.19	470	YELLOW	VIOLET	BROWN
FEC1008CP-R56□-LRH	560	K,J,G	25	45	100	0.415	1.33	400	GREEN	BLUE	BROWN
FEC1008CP-R62□-LRH	620	K,J,G	25	45	100	0.375	1.40	300	BLUE	RED	BROWN
FEC1008CP-R68□-LRH	680	K,J,G	25	45	100	0.375	1.47	400	BLUE	GRAY	BROWN
FEC1008CP-R75□-LRH	750	K,J,G	25	45	100	0.360	1.54	360	VIOLET	GREEN	BROWN
FEC1008CP-R82□-LRH	820	K,J,G	25	45	100	0.350	1.61	400	GRAY	RED	BROWN
FEC1008CP-R91□-LRH	910	K,J,G	25	35	50	0.320	1.68	380	WHITE	BROWN	BROWN
FEC1008CP-1R0□-LRH	1000	K,J,G	25	35	50	0.290	1.75	370	BROWN	BLACK	RED
FEC1008CP-1R2□-LRH	1200	K,J,G	7.9	35	50	0.250	2.00	310	BROWN	RED	RED
FEC1008CP-1R5□-LRH	1500	K,J,G	7.9	28	50	0.200	2.30	330	BROWN	GREEN	RED
FEC1008CP-1R8□-LRH	1800	K,J,G	7.9	28	50	0.160	2.60	300	BROWN	GRAY	RED
FEC1008CP-2R0□-LRH	2000	K,J,G	7.9	25	50	0.160	2.80	280	RED	BLACK	RED
FEC1008CP-2R2□-LRH	2200	K,J,G	7.9	28	50	0.160	2.80	280	RED	RED	RED
FEC1008CP-2R7□-LRH	2700	K,J,G	7.9	22	25	0.140	3.20	290	RED	VIOLET	RED
FEC1008CP-3R3□-LRH	3300	K,J,G	7.9	22	25	0.110	3.40	290	ORANGE	ORANGE	RED
FEC1008CP-3R9□-LRH	3900	K,J,G	7.9	20	25	0.100	3.60	260	ORANGE	WHITE	RED
FEC1008CP-4R7□-LRH	4700	K,J,G	7.9	20	25	0.090	4.00	260	YELLOW	VIOLET	RED

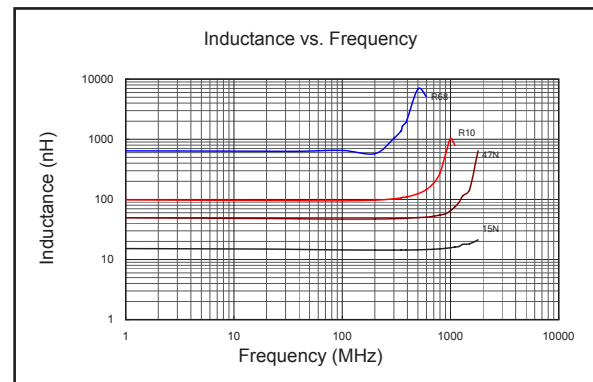
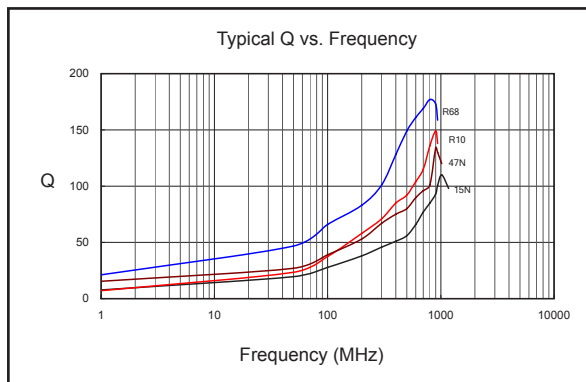
SMD WIRE WOUND CERAMIC CHIP INDUCTORS

FEC1008CP Series

- a. Tolerance:K=±10% ; J=±5% ; G=±2%
- b. Operating Temp:-40°C to +125°C
- c. For 15: Temperature Rise.
- d. Inductance & Q measured using the HP4291B.
- e. SRF measured using the HP8753E,or HP8720D .
- f. DCR measured using the 16502 milli-ohm meter.
- g. Unspecified values available on request

■ Characteristic Curve

- FEC1008CP



X-ON Electronics

Largest Supplier of Electrical and Electronic Components

Click to view similar products for [Fixed Inductors](#) category:

Click to view products by [Prosperity](#) manufacturer:

Other Similar products are found below :

[CR32NP-151KC](#) [CR32NP-180KC](#) [CR32NP-181KC](#) [CR32NP-1R5MC](#) [CR32NP-390KC](#) [CR32NP-3R9MC](#) [CR32NP-680KC](#) [CR32NP-820KC](#) [CR32NP-8R2MC](#) [CR43NP-390KC](#) [CR43NP-560KC](#) [CR43NP-680KC](#) [CR54NP-181KC](#) [CR54NP-470LC](#) [CR54NP-820KC](#) [CR54NP-8R5MC](#) [70F224AI](#) [MGDQ4-00004-P](#) [MHL1ECTTP18NJ](#) [MHQ1005P10NJ](#) [MHQ1005P1N0S](#) [MHQ1005P2N4S](#) [MHQ1005P3N6S](#) [MHQ1005P5N1S](#) [MHQ1005P8N2J](#) [PE-51506NL](#) [PE-53601NL](#) [PE-53602NL](#) [PE-53630NL](#) [PE-53824SNLT](#) [PE-92100NL](#) [PG0434.801NLT](#) [PG0936.113NLT](#) [9220-20](#) [9310-16](#) [PM06-2N7](#) [PM06-39NJ](#) [A01TK](#) [1206CS-471XJ](#) [HC2LP-R47-R](#) [HC2-R47-R](#) [HC3-2R2-R](#) [HCF1305-3R3-R](#) [1206CS-151XG](#) [RCH664NP-140L](#) [RCH664NP-4R7M](#) [RCH8011NP-221L](#) [RCP1317NP-332L](#) [RCP1317NP-391L](#) [RCR1010NP-470M](#)