

**Prosperity Dielectrics Co., Ltd.**

No.566-1, Kaoshi Rd., Yangmei, Taoyuan 32668, Taiwan (R.O.C.)

Tel : 886-3-4753355

Fax : 886-3-4854959

**Messrs. :** 一般共用

**Date :** 2023/06/12

# APPROVAL SHEET

**Product Name :** High Capacitance Multilayer Ceramic Chip Capacitors

**Part No. :** FS Series

**Description :** Size≤2225, X7R/X7S/X6S/X5R, Cap.≥1μF, U<sub>R</sub><1KV

PREPARED BY	APPROVED BY

信昌電子陶瓷股份有限公司

PROSPERITY DIELECTRICS CO., LTD.

桃園市楊梅區高獅路 566-1 號 <http://www.pdc.com.tw>

**Tel : 03-4753355 ext :**

**Fax : 03-4854959**

**Contactor :** \_\_\_\_\_ **Mobile :** \_\_\_\_\_

**Prosperity Dielectrics Co., Ltd.**

No.566-1, Kaoshi Rd., Yangmei, Taoyuan 32668, Taiwan (R.O.C.)

Tel : 886-3-4753355

Fax : 886-3-4854959


# SPECIFICATION

FOR

**Product Name : High Capacitance Multilayer Ceramic Chip Capacitors**

**Part No. : FS Series**

**Description : Size≤2225, X7R/X7S/X6S/X5R/, Cap.≥1μF, UR<1KV**



**SPEC. No. : FS-000-001-27**

**DATE : 2023/06/12**

DRAWN BY	CHECEKED BY	APPROVED BY
<i>Jane Hsiao</i>	<i>Yvens Chou</i>	<i>Jason Lin</i>

# PSA 信昌電子陶瓷股份有限公司

## Prosperity Dielectrics Co., Ltd.

### 1. INTRODUCTION

PDC FS Series green type capacitors are manufactured by using environmental friendly material without lead or cadmium. These capacitors feature series connection of multi-layer capacitor units in a MLCC to realize high voltage performance. This special design can distribute voltage gradients throughout the entire capacitor, so as to prevent short circuit failure. It is a safety design for LCD back-lighting inverter application.

### 2. FEATURES

- Realize high capacitance in small sizes.
- Capacitor with lead-free termination (pure Tin).
- HALOGEN& RoHS compliant.
- Surface mount suited for wave and reflow soldering.
- High reliability and no polarity.

### 3. APPLICATIONS

- Digital circuit coupling or decoupling applications.
- For bypassing.
- Ideal for smoothing circuits.
- DC to DC converter.

### 4. HOW TO ORDER

<u>FS</u>	<u>55</u>	<u>X</u>	<u>106</u>	<u>K</u>	<u>500</u>	<u>E</u>	<u>G</u>	<u>G</u>
PDC Family	Size	Dielectric	Capacitance	Tolerance	Rated Voltage	Packaging	Thickness	Control Code
Table 1	Table 2	Table 3	Table 4	Table 5	Table 6	Table 7	Table 8	Table 9

Table 1		PDC Family	
Code	Description	Code	Description
FS	High Capacitance Capacitor $\geq 1\mu\text{F}$ (105)		

Table 2		Size			
Code	Description	Code	Description	Code	Description
03	0201 (0603)	31	1206 (3216)	46	1825 (4563)
15	0402 (1005)	32	1210 (3225)	52	2211 (5728)
18	0603 (1608)	42	1808 (4520)	55	2220 (5750)
21	0805 (2012)	43	1812 (4532)	56	2225 (5763)

Table 3		Dielectric Material Characteristics	
Code	Description	Code	Description
N	C0G	X	X7R
B	X5R	A	X7S
S	X6S		

Table 4		Capacitance Rule Code	
Code	Description	Code	Description
R47	0.47pF	102	$102=10 \times 10^2=1000\text{pF}$
0R5	0.5pF	104	$104=10 \times 10^4=100\text{nF}$
100	$100=10 \times 10^0=10\text{pF}$	106	$106=10 \times 10^6=10\mu\text{F}$

Table 5		Tolerance			
Code	Description	Code	Description	Code	Description
A	$\pm 0.05 \text{ pF}$	I	-10% ~ 0%	Q	$\pm 0.03 \text{ pF}$
B	$\pm 0.10 \text{ pF}$	J	$\pm 5 \%$	Z	-20% ~ +80%
C	$\pm 0.25 \text{ pF}$	K	$\pm 10 \%$	X	+10% ~ +20%
D	$\pm 0.50 \text{ pF}$	L	0% ~ +10%		
F	$\pm 1 \%$	M	$\pm 20 \%$		
G	$\pm 2 \%$	N	-5% ~ +10%		
H	$\pm 3 \%$	P	$\pm 0.02 \text{ pF}$		

Table 6		Rated Voltage			
Code	Description	Code	Description	Code	Description
6R3	6.3Vdc	201	200Vdc	202	2000Vdc
100	10Vdc	251	250Vdc	302	3000Vdc
160	16Vdc	401	400Vdc	402	4000Vdc
250	25Vdc	501	500Vdc	502	5000Vdc
350	35Vdc	631	630Vdc	602	6000Vdc
500	50Vdc	102	1000Vdc		
101	100Vdc	152	1500Vdc		

Table 7		Packaging Type	
Code	Description	Code	Description
B	Bulk	T	Tray package
E	Tape and 7" Reel, Embossed Tape	P	Tape and 7" Reel, Paper Tape
K	Tape and 10" Reel, Embossed Tape	D	Tape and 10" Reel, Paper Tape
L	Tape and 13" Reel, Embossed Tape	G	Tape and 13" Reel, Paper Tape

Table 8		Thickness Description			
Code	Description	Code	Description	Code	Description
A	$0.60 \pm 0.10 \text{ mm}$	I	$1.25 \pm 0.20 \text{ mm}$	Q	$0.50 +0.02/-0.05 \text{ mm}$
B	$0.8 + 0.15/-0.10 \text{ mm}$	J	$1.15 \pm 0.15 \text{ mm}$	R	$3.10 \pm 0.30 \text{ mm}$
C	$1.25 \pm 0.10 \text{ mm}$	K	$0.50 \pm 0.20 \text{ mm}$	S	$0.80 \pm 0.07 \text{ mm}$
D	$1.40 \pm 0.15 \text{ mm}$	L	$0.30 \pm 0.03 \text{ mm}$	T	$0.85 \pm 0.10 \text{ mm}$
E	$1.60 \pm 0.20 \text{ mm}$	M	$0.95 \pm 0.10 \text{ mm}$	U	$0.50 \pm 0.10 \text{ mm}$
F	$2.00 \pm 0.20 \text{ mm}$	N	$0.50 \pm 0.05 \text{ mm}$	V	$0.20 \pm 0.02 \text{ mm}$
G	$2.50 \pm 0.30 \text{ mm}$	O	$3.50 \pm 0.20 \text{ mm}$	X	$0.80 \pm 0.10 \text{ mm}$
H	$2.80 \pm 0.30 \text{ mm}$	P	$1.60 +0.3/-0.10 \text{ mm}$	Z	$0.25 \pm 0.03 \text{ mm}$

Table 9		Special Control Code	
Code	Description	Code	Description
G	RoHS Compliant		

5. EXTERNAL DIMENSIONS

Size Inch (mm)	L (mm)	W (mm)	Code / T (mm)	M <sub>B</sub> (mm)
0201(0603)	0.60±0.03 0.60±0.05 (Cap.≥0.68μF) 0.60±0.09 (Cap.≥1.0μF)	0.30±0.03 0.30±0.05 (Cap.≥0.68μF) 0.30±0.09 (Cap.≥1.0μF)	See No.4 Reference Table 8	0.15±0.05
0402(1005)	1.00±0.10 1.00±0.20 <sup>#1</sup>	0.50±0.10 0.50±0.20 <sup>#1</sup>		0.25 +0.05/-0.10
0603(1608)	1.60±0.15 1.60±0.20 <sup>#2</sup>	0.80±0.15 0.80±0.20 <sup>#2</sup>		0.40±0.15
0805(2012)	2.00±0.20	1.25±0.20		0.50±0.20
1206(3216)	3.20±0.20 3.20 +0.30/-0.10 <sup>#3</sup> 3.30±0.30 <sup>#4</sup>	1.60±0.20 1.60 +0.30/-0.10 <sup>#3</sup> 1.60 +0.30/-0.10 <sup>#4</sup>		0.60±0.20
1210(3225)	3.20±0.30	2.50±0.30		0.75±0.35
1812(4532)	4.50±0.40	3.20±0.30		0.75±0.35
1825(4563)	4.50±0.40	6.30±0.40		0.75±0.35
2220(5750)	5.70±0.40	5.00±0.40		0.85±0.35
2225(5763)	5.70±0.40	6.30±0.40		0.85±0.35

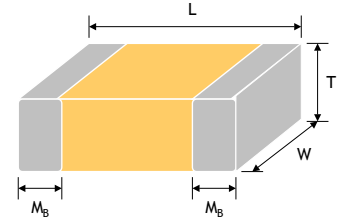


Fig. 5.1 The outline of MLCC

<sup>#1</sup> For 0402 size K thickness products. <sup>#2</sup> For 0603/Cap.≥10μF or 0603(≤6.3V)/Cap.≥4.7μF or 0603(>10V)/Cap.>1μF products or 0603/Cap.≥10μF SIZE S/B thickness ±0.2mm products. <sup>#3</sup> For 1206 size P thickness products. <sup>#4</sup> 1206/100V/Cap.≥1.2μF products

6. GENERAL ELECTRICAL DATA

Dielectric	X7R	X7S	X6S	X5R
Size	0402, 0603, 0805, 1206, 1210, 1812, 1825, 2220, 2225	0402, 0603, 0805, 1206, 1210	0201, 0402, 0603, 0805, 1206, 1210	0201, 0402, 0603, 0805, 1206, 1210
Rated voltage (WVDC)	6.3V, 10V, 16V, 25V, 50V, 100V, 250V, 500V, 630V	6.3V, 10V, 16V, 25V, 50V, 100V	6.3V, 10V, 16V, 25V, 35V, 50V	4V, 6.3V, 10V, 16V, 25V, 35V, 50V
Capacitance range*	1μF to 47μF	1μF to 100μF	1μF to 100μF	1μF to 220μF
Capacitance tolerance**	J(±5%)K(±10%), M(±20%)	K(±10%), M(±20%)	K(±10%), M(±20%)	K(±10%), M(±20%)
Tan δ*	Note 1			
Operating temperature	-55 to +125°C	-55 to +125°C	-55 to +105°C	-55 to +85°C
Capacitance characteristic	±15%	±22%	±22%	±15%
Termination	Cu/Ni/Sn (lead-free termination)			

\* Measured at the condition of 30~70% related humidity.

X7R/X7S/X6S/X5R : Apply 1.0±0.2Vrms, 1.0KHz±10% for Cap.≤10μF; 0.5±0.2Vrms, 120Hz±20% for Cap.>10μF, at 25°C ambient temperature.

\*\* Preconditioning for Class II MLCC : Perform a heat treatment at 150±10°C for 1 hour, then leave in ambient condition for 24±2 hours before measurement.

X5R

Rated vol.	D.F.≤	Exception of D.F. ≤
≥100V	≤2.5%	≤3% 1206≥0.47μF
		≤5% 0603≥0.068μF; 0805>0.1μF; 1206≥1μF; 1210≥2.2μF
50V	≤2.5%	≤10% 0805>0.22μF; 1210≥3.3μF
		≤3% 0201(50V); 0603≥0.047μF; 0805≥0.18μF; 1206≥0.47μF
		≤5% 0201≥0.01μF; 1210≥3.3μF
35V	≤3.5%	≤10% 0402≥0.012μF; 0603>0.1μF; 0805≥1μF; 1206≥2.2μF; 1210≥10μF
		≤12.5% 1206=10μF
		≤5% 0201=0.01μF; 0805≥1μF
25V	≤3.5%	≤7% 0603≥0.33μF
		≤10% 0201>0.01μF; 0402≥0.10μF; 0603≥0.47μF; 0805≥2.2μF; 1206≥4.7μF; 1210≥10μF
		≤12.5% 0402≥0.47μF; 0805=10μF
16V	≤3.5%	≤5% 0201=0.01μF; 0402≥0.033μF; 0603≥0.15μF; 0805≥0.68μF; 1206≥2.2μF; 1210≥4.7μF
		≤10% 0201>0.01μF; 0402≥0.22μF; 0603>0.47μF; 0805≥2.2μF; 1206≥4.7μF; 1210≥22μF
		≤12.5% 0402≥1μF; 0805=10μF
10V	≤5%	≤10% 0201≥0.012μF; 0402≥0.22μF; 0603≥0.33μF; 0805≥2.2μF; 1206≥2.2μF; 1210≥22μF; 01R5/X5R
		≤12.5% 0805=10μF
		≤15% 0201>0.1μF; 0402≥1μF; 0603≥10μF
6.3V	≤10%	≤15% 0201>0.1μF; 0402≥1μF; 0603≥10μF; 0805≥4.7μF; 1206≥47μF; 1210≥100μF
		≤20% 0402≥2.2μF
4V	≤15%	---

X7R

Rated vol.	D.F.≤	Exception of D.F. ≤
≥100V	≤2.5%	≤3.5% 1206≥0.47μF; 1812≥4.7μF; 1825≥4.7μF; 2220≥4.7μF; 2225≥4.7μF
		≤5% 0603≥0.068μF; 0805>0.1μF; 1206≥1μF; 1210≥2.2μF; 1210≥2.2μF
50V	≤2.5%	≤10% 0805>0.22μF; 1210≥3.3μF
		≤3.5% 0201(50V); 0603≥0.047μF; 0805≥0.18μF; 1206≥0.47μF; 1210≥2.2μF; 1812≥4.7μF; 1825≥4.7μF; 2220≥4.7μF; 2225≥4.7μF
		≤5% 0201≥0.01μF; 1210≥3.3μF
35V	≤3.5%	≤10% 0402≥0.012μF; 0603>0.1μF; 0805/X7R>0.47μF; 1206≥2.2μF; 1210≥10μF
		≤5% 0201≥0.01μF; 0805≥1μF; 1210≥10μF
		≤7% 0603≥0.33μF
25V	≤3.5%	≤10% 0201≥0.1μF; 0402≥0.056μF; 0603≥0.47μF; 0805≥2.2μF; 1206≥4.7μF; 1210≥22μF
		≤12.5% 0402≥0.47μF
		≤5% 0201≥0.01μF; 0402≥0.033μF; 0603≥0.15μF; 0805≥0.68μF; 1206≥2.2μF; 1210≥4.7μF
16V	≤3.5%	≤10% 0201/X7R≥0.022μF; 0402≥0.22μF; 0603>0.47μF; 0805≥2.2μF; 1206≥4.7μF; 1210≥22μF
		≤12.5% 0402≥0.47μF
		≤5% 0201≥0.01μF; 0402≥0.033μF; 0603≥0.15μF; 0805≥0.68μF; 1206≥2.2μF; 1210≥4.7μF
10V	≤5%	≤10% 0201≥0.012μF; 0402≥0.22μF; 0603≥0.33μF; 0805≥2.2μF; 1206≥2.2μF; 1210≥22μF
		≤15% 0201≥0.1μF; 0402≥1μF
		≤5% 0201≥0.01μF; 0402≥1μF; 0603≥10μF; 0805≥4.7μF; 1206≥47μF; 1210≥100μF
6.3V	≤10%	≤15% 0201≥0.1μF; 0402≥1μF; 0603≥10μF; 0805≥4.7μF; 1206≥47μF; 1210≥100μF
		≤20% 0402≥2.2μF
4V	≤15%	---

# PSA 信昌電子陶瓷股份有限公司

X7S

Rated vol.	D.F. ≤	Exception of D.F. ≤	
≥100V	≤2.5%	≤3.5%	1206 ≥ 0.47μF
		≤5%	0603 ≥ 0.068μF; 0805 > 0.1μF; 1206 ≥ 1μF; 1210 ≥ 2.2μF
		≤10%	0805 > 0.22μF; 1210 ≥ 3.3μF
50V	≤2.5%	≤3.5%	0201(50V); 0603 ≥ 0.047μF; 0805 ≥ 0.18μF; 1206 ≥ 0.47μF
		≤5%	0201 ≥ 0.01μF; 1210 ≥ 3.3μF
		≤10%	0402 ≥ 0.012μF; 0603 > 0.1μF; 0805 ≥ 1μF; 1206 ≥ 2.2μF; 1210 ≥ 10μF
35V	≤3.5%	≤10%	0603 ≥ 1μF; 0805 ≥ 2.2μF; 1206 ≥ 2.2μF; 1210 ≥ 10μF
25V	≤3.5%	≤5%	0201 ≥ 0.01μF; 0805 ≥ 1μF; 1210 ≥ 10μF
		≤7%	0603 ≥ 0.33μF
		≤10%	0201 ≥ 0.1μF; 0402 ≥ 0.10μF; 0603 ≥ 0.47μF; 0805 ≥ 2.2μF; 1206 ≥ 4.7μF; 1210 ≥ 22μF
		≤12.5%	0402 ≥ 0.47μF
16V	≤3.5%	≤5%	0201 ≥ 0.01μF; 0402 ≥ 0.033μF; 0603 ≥ 0.15μF; 0805 ≥ 0.68μF; 1206 ≥ 2.2μF; 1210 ≥ 4.7μF
		≤10%	0201 ≥ 0.1μF; 0402 ≥ 0.22μF; 0603 > 0.47μF; 0805 ≥ 2.2μF; 1206 ≥ 4.7μF; 1210 ≥ 22μF
		≤15%	0201 ≥ 0.1μF; 0402 ≥ 1μF
10V	≤5%	≤10%	0201 ≥ 0.012μF; 0402 ≥ 0.22μF; 0603 ≥ 0.33μF; 0805 ≥ 2.2μF; 1206 ≥ 2.2μF; 1210 ≥ 22μF
		≤15%	0201 ≥ 0.1μF; 0402 ≥ 1μF
		---	---
6.3V	≤10%	≤15%	0201 ≥ 0.1μF; 0402 ≥ 1μF; 0603 ≥ 10μF; 0805 ≥ 4.7μF; 1206 ≥ 47μF; 1210 ≥ 100μF
		≤20%	0402 ≥ 2.2μF
4V	≤15%	---	---

X6S

Rated vol.	D.F. ≤	Exception of D.F. ≤	
≥100V	≤2.5%	≤3.5%	1206 ≥ 0.47μF
		≤5%	0603 ≥ 0.068μF; 0805 > 0.1μF; 1206 ≥ 1μF; 1210 ≥ 2.2μF
		≤10%	0805 > 0.22μF; 1210 ≥ 3.3μF
50V	≤2.5%	≤3.5%	0201(50V); 0603 ≥ 0.047μF; 0805 ≥ 0.18μF; 1206 ≥ 0.47μF
		≤5%	0201 ≥ 0.01μF; 1210 ≥ 3.3μF
		≤10%	0402 ≥ 0.012μF; 0603 > 0.1μF; 0805 ≥ 1μF; 1206 ≥ 2.2μF; 1210 ≥ 10μF
35V	≤3.5%	≤10%	0603 ≥ 1μF; 0805 ≥ 2.2μF; 1206 ≥ 2.2μF; 1210 ≥ 10μF
25V	≤3.5%	≤5%	0201 ≥ 0.01μF; 0805 ≥ 1μF; 1210 ≥ 10μF
		≤7%	0603 ≥ 0.33μF
		≤10%	0201 ≥ 0.1μF; 0402 ≥ 0.10μF; 0603 ≥ 0.47μF; 0805 ≥ 2.2μF; 1206 ≥ 4.7μF; 1210 ≥ 22μF
		≤12.5%	0402 ≥ 0.47μF; 0805 = 10μF
16V	≤3.5%	≤5%	0201 ≥ 0.01μF; 0402 ≥ 0.033μF; 0603 ≥ 0.15μF; 0805 ≥ 0.68μF; 1206 ≥ 2.2μF; 1210 ≥ 4.7μF
		≤10%	0201 ≥ 0.1μF; 0402 ≥ 0.22μF; 0603 > 0.47μF; 0805 ≥ 2.2μF; 1206 ≥ 4.7μF; 1210 ≥ 22μF
		≤12.5%	0402 ≥ 1μF; 0805 = 10μF
10V	≤5%	≤10%	0201 ≥ 0.012μF; 0402 ≥ 0.22μF; 0603 ≥ 0.33μF; 0805 ≥ 2.2μF; 1206 ≥ 2.2μF; 1210 ≥ 22μF
		≤12.5%	0805 = 10μF
		≤15%	0201 ≥ 0.1μF; 0402 ≥ 1μF
6.3V	≤10%	≤15%	0201 ≥ 0.1μF; 0402 ≥ 0.47μF; 0603 ≥ 10μF; 0805 ≥ 4.7μF; 1206 ≥ 47μF; 1210 ≥ 100μF
		≤20%	0402 ≥ 2.2μF
		---	---
4V	≤15%	---	---



**7. CAPACITANCE RANGE**

**7-1. X7R**

Dimension		0402		0603				0805					1206						
Cap(pF)	code	6.3V	6.3V	10V	16V	25V	50V	6.3V	10V	16V	25V	50V	6.3V	10V	16V	25V	35V	50V	100V
1000000	105	N	B	B	B	B	B		C	C	C	I		J	J	J		P	P
1200000	125															P		P	E/P
1500000	155								I	I	I		J	J	J	P		P	E/P
1800000	185															P		P	P
2200000	225		B	B	B			I	I	I	I	I	J	J	J	P		P	P
2700000	275																		
3300000	335													P	P	P			
3900000	395																		
4700000	475		B					I	I	I	I		P	P	P	P		P	
5600000	565																		
6800000	685																		
8200000	825																		
10000000	106							I	I	I			P	P	P	P	P		
12000000	126																		
15000000	156																		
18000000	186																		
22000000	226												P	P	P*				
47000000	476																		

Dimension		1210						1812							1825					
Cap(pF)	code	6.3V	10V	16V	25V	50V	100V	10V	16V	25V	50V	100V	200V	250V	450	25V	50V	100V	200V	250V
1000000	105		C	C	C	C	F	C	C	C	F	F	G	G	H	F	F	F	F	F
1200000	125				P	P/G	F/G			C	C	C				F	F	F	G	
1500000	155			E	E	G	G			C	C	C				F	F	F	G	
1800000	185					G	G			E	E	E				F	F	F	G	
2200000	225			E	E/G	G	G			E	E	E				F	F	F	G	
2700000	275					G	G			F	F	F				F	F	F		
3300000	335			E	E/G	G	G			F	F	F				F	F	F		
3900000	395					G	G			F	F	F				F	F	F		
4700000	475		F	F	F/G	F/G	G			G	G	G				F	F	F		
5600000	565					G	G			G	G					F	F	F		
6800000	685					G	G			G	G					F	F	F		
8200000	825					G	G			G	G					G	G	G		
10000000	106		F	F	F/G	G				G	G					G	G	G		
12000000	126									G										
15000000	156									G										
18000000	186									G										
22000000	226		G	G	G					G										
47000000	476	G	G																	



**7. CAPACITANCE RANGE(Con.)**

**7-1. X7R**

Dimension		2220							2225						
Cap(pF)	code	25V	50V	100V	200V	250V	500V	630V	25V	50V	100V	200V	250V	500V	630V
1000000	105	F	F	F	F	F	H	H	F	F	F	F	F		
1200000	125	F	F	F	G	G			F	F	F	G	G		
1500000	155	F	F	F	G	G			F	F	F	G	G		
1800000	185	F	F	F	G	G			F	F	F	G	G		
2200000	225	F	F	F	G	G			F	F	F	G	G		
2700000	275	F	F	F					F	F	F	G	G		
3300000	335	F	F	F					F	F	F				
3900000	395	F	F	F					F	F	F				
4700000	475	F	F	F					F	F	F				
5600000	565	F	F	F					F	F	F				
6800000	685	F	F	F					F	F	F				
8200000	825	G	G	G					G	G	G				
10000000	106	G	G	G					G	G	G				
12000000	126	H	H						F/G						
15000000	156	H	H						F/G						
18000000	186	H	H												
22000000	226	H	H												
27000000	276	H													
33000000	336	H													
39000000	396	H													
47000000	476	R													

**7-2. X7S**

Dimension		0402				0603				0805							
Cap(pF)	code	6.3V	10V	16V	25V	4V	6.3V	10V	16V	25V	4V	6.3V	10V	16V	25V	50V	100V
1000000	105		K						B								
1500000	155																
2200000	225		K						B	B							
3300000	335																
4700000	475															I	
6800000	685																
10000000	106													I			
22000000	226																
47000000	476																
100000000	107																
220000000	227																

Dimension		1206				1210			
Cap(pF)	code	6.3V	10V	16V	25V	6.3V	10V	16V	25V
1000000	105								
1500000	155								
2200000	225								
3300000	335								
4700000	475								
6800000	685								
10000000	106								
22000000	226			P					
47000000	476	P*							
100000000	107					G*			
220000000	227								

\*\*\* Means M tolerance only.

**7. CAPACITANCE RANGE(Con.)**

**7-3. X6S**

Dimension		0201		0402				0603					0805					
Cap(pF)	code	4V	6.3V	6.3V	10V	16V	25V	4V	6.3V	10V	16V	25V	4V	6.3V	10V	16V	25V	50V
1000000	105			N	N	N	K											
1500000	155																	
2200000	225			K	K	K			B	B	B	B				I		
3300000	335																	
4700000	475							B	B	B	B	B						
6800000	685																	
10000000	106			K				B*	B*	B	B		I	I	I	I	I	
22000000	226							B*	B*				I*	I*	I*			
47000000	476												I*					
100000000	107												I*					
220000000	227																	

Dimension		1206				1210				
Cap(pF)	code	6.3V	10V	16V	25V	6.3V	10V	16V	25V	100V
1000000	105									
1500000	155									
2200000	225									
3300000	335									
4700000	475									
6800000	685									
10000000	106				P					
22000000	226		P	P*	P				G	
47000000	476	P				G	G	G		
100000000	107					G*				
220000000	227									

\*\* Means M tolerance only.

**7-4. X5R**

Dimension		0201			0402					0603						
Cap(pF)	code	6.3V	10V	16V	4V	6.3V	10V	16V	25V	50	4V	6.3V	10V	16V	25V	50V
1000000	105	L*	L*	L*		N	N	N	N			B	B	B	B	B
1500000	155											B	B			
2200000	225	L*	L*			N	N	K	K			B	B	B	B	B*
3300000	335											B	B			
4700000	475					K	K					B	B	B*	B*	
6800000	685															
10000000	106				K*	K*	K*				B	B	B	B	B*	
22000000	226					K*					B*	B*	B*			
47000000	476										B*	B*				
100000000	107															
220000000	227															

Dimension		0805					1206						
Cap(pF)	code	4V	6.3V	10V	16V	25V	50V	4V	6.3V	10V	16V	25V	50V
1000000	105			C	C	C	I						P
1500000	155		I	I	I	I			J	J			
2200000	225		I	I	I	I	I		J	J	P	P	
3300000	335		I	I	I	I			P	P	P	P	
4700000	475		I	I	I	I	I		P	P	P	P	P
6800000	685								P	P			
10000000	106		I	I	I	I	I		P	P	P	P	P
22000000	226		I	I*	I*	I*			P	P	P	P	
47000000	476		I*	I*					P	P	P*		
100000000	107	I*							P*				
220000000	227							P*					



**7. CAPACITANCE RANGE(Con.)**

**7-4. X5R**

Dimension		1210						
Cap(pF)	code	4V	6.3V	10V	16V	25V	35V	50V
1000000	105							
1500000	155			F	F			
2200000	225			F	F			
3300000	335							
4700000	475			F	F	F		
6800000	685							
10000000	106		F	F	F	F	G	G
22000000	226		G	G	G	G	G	
47000000	476		G	G	G	G*		
100000000	107		G*	G*	G*			
220000000	227	G*	G*					

\*\* Means M tolerance only.



8. RELIABILITY TEST CONDITIONS AND REQUIREMENTS

No.	Item	Test Condition	Requirements																																																																				
1.	Visual and Dimensions	---	* No remarkable defect. * Dimensions to confirm to individual specification sheet.																																																																				
2.	Capacitance	<p>* Class II : (X7R, X7S, X6S, X5R) Cap.≤10μF, 1.0±0.2Vrms, 1KHz±10%**. Cap.&gt;10μF, 0.5±0.2Vrms, 120Hz±20%.</p> <p>** Test condition : 0.5±0.2Vrms, 1KHz±10%.</p>	<p>* Shall not exceed the limits given in the detailed spec.</p> <p>* X7R:</p> <table border="1"> <thead> <tr> <th>Rated</th> <th>D.F.≤</th> <th colspan="2">Exception of D.F.≤</th> </tr> </thead> <tbody> <tr> <td rowspan="3">≥100V</td> <td rowspan="3">≤2.5%</td> <td>≤3.5%</td> <td>1206≥0.47μF, 1812≥4.7μF, 1825≥4.7μF, 2220≥4.7μF, 2225≥4.7μF</td> </tr> <tr> <td>≤5%</td> <td>0603≥0.068μF, 0805&gt;0.1μF, 1206&gt;1μF, 1210≥2.2μF</td> </tr> <tr> <td>≤10%</td> <td>0805&gt;0.22μF, 1210≥3.3μF</td> </tr> <tr> <td rowspan="3">50V</td> <td rowspan="3">≤2.5%</td> <td>≤3.5%</td> <td>0201(50V), 0603≥0.047μF, 0805≥0.18μF, 1206≥0.47μF, 1210≥2.2μF, 1812≥4.7μF, 1825≥4.7μF, 2220≥4.7μF, 2225≥4.7μF</td> </tr> <tr> <td>≤5%</td> <td>0201≥0.01μF, 1210≥4.7μF</td> </tr> <tr> <td>≤10%</td> <td>0402≥0.012μF, 0603&gt;0.1μF, 0805≥1μF, 1206≥2.2μF, 1210≥10μF</td> </tr> <tr> <td rowspan="3">35V</td> <td rowspan="3">≤3.5%</td> <td>≤10%</td> <td>0603≥1μF, 0805≥2.2μF, 1206≥2.2μF, 1210≥10μF</td> </tr> <tr> <td>≤5%</td> <td>0201≥0.01μF, 0805≥1μF, 1210≥10μF</td> </tr> <tr> <td>≤7%</td> <td>0603≥0.33μF</td> </tr> <tr> <td rowspan="3">25V</td> <td rowspan="3">≤3.5%</td> <td>≤10%</td> <td>0201≥0.1μF, 0402≥0.056μF, 0603≥0.47μF, 0805≥2.2μF, 1206≥2.2μF, 1210≥22μF</td> </tr> <tr> <td>≤12.5%</td> <td>0402≥0.47μF, 0805=10μF</td> </tr> <tr> <td>≤5%</td> <td>0201≥0.01μF, 0402≥0.033μF, 0603≥0.15μF, 0805≥0.68μF, 1206≥2.2μF, 1210≥4.7μF</td> </tr> <tr> <td rowspan="3">16V</td> <td rowspan="3">≤3.5%</td> <td>≤10%</td> <td>0201≥0.1μF(0201/X7R≥0.022μF), 0402≥0.22μF, 0603≥0.15μF, 0805≥2.2μF, 1206≥4.7μF, 1210≥22μF</td> </tr> <tr> <td>≤12.5%</td> <td>0402=1μF;0805=10μF</td> </tr> <tr> <td>≤15%</td> <td>0201≥0.1μF, 0402≥1μF, 0603≥10μF</td> </tr> <tr> <td rowspan="3">10V</td> <td rowspan="3">≤5%</td> <td>≤10%</td> <td>0201≥0.012μF, 0402≥0.33μF(0402/X7R≥0.22μF), 0603≥0.33μF, 0805≥2.2μF, 1206≥2.2μF, 1210≥22μF</td> </tr> <tr> <td>≤12.5%</td> <td>0805=10μF</td> </tr> <tr> <td>≤15%</td> <td>0201≥0.1μF, 0402≥1μF, 0603≥10μF</td> </tr> <tr> <td rowspan="3">6.3V</td> <td rowspan="3">≤10%</td> <td>≤15%</td> <td>0201&gt;0.1μF, 0402≥1μF, 0603≥10μF, 0805≥4.7μF, 1206≥47μF, 1210≥100μF</td> </tr> <tr> <td>≤20%</td> <td>0402≥2.2μF</td> </tr> <tr> <td>---</td> <td>---</td> </tr> <tr> <td rowspan="3">4V</td> <td rowspan="3">≤15%</td> <td>---</td> <td>---</td> </tr> <tr> <td>---</td> <td>---</td> </tr> <tr> <td>---</td> <td>---</td> </tr> </tbody> </table>	Rated	D.F.≤	Exception of D.F.≤		≥100V	≤2.5%	≤3.5%	1206≥0.47μF, 1812≥4.7μF, 1825≥4.7μF, 2220≥4.7μF, 2225≥4.7μF	≤5%	0603≥0.068μF, 0805>0.1μF, 1206>1μF, 1210≥2.2μF	≤10%	0805>0.22μF, 1210≥3.3μF	50V	≤2.5%	≤3.5%	0201(50V), 0603≥0.047μF, 0805≥0.18μF, 1206≥0.47μF, 1210≥2.2μF, 1812≥4.7μF, 1825≥4.7μF, 2220≥4.7μF, 2225≥4.7μF	≤5%	0201≥0.01μF, 1210≥4.7μF	≤10%	0402≥0.012μF, 0603>0.1μF, 0805≥1μF, 1206≥2.2μF, 1210≥10μF	35V	≤3.5%	≤10%	0603≥1μF, 0805≥2.2μF, 1206≥2.2μF, 1210≥10μF	≤5%	0201≥0.01μF, 0805≥1μF, 1210≥10μF	≤7%	0603≥0.33μF	25V	≤3.5%	≤10%	0201≥0.1μF, 0402≥0.056μF, 0603≥0.47μF, 0805≥2.2μF, 1206≥2.2μF, 1210≥22μF	≤12.5%	0402≥0.47μF, 0805=10μF	≤5%	0201≥0.01μF, 0402≥0.033μF, 0603≥0.15μF, 0805≥0.68μF, 1206≥2.2μF, 1210≥4.7μF	16V	≤3.5%	≤10%	0201≥0.1μF(0201/X7R≥0.022μF), 0402≥0.22μF, 0603≥0.15μF, 0805≥2.2μF, 1206≥4.7μF, 1210≥22μF	≤12.5%	0402=1μF;0805=10μF	≤15%	0201≥0.1μF, 0402≥1μF, 0603≥10μF	10V	≤5%	≤10%	0201≥0.012μF, 0402≥0.33μF(0402/X7R≥0.22μF), 0603≥0.33μF, 0805≥2.2μF, 1206≥2.2μF, 1210≥22μF	≤12.5%	0805=10μF	≤15%	0201≥0.1μF, 0402≥1μF, 0603≥10μF	6.3V	≤10%	≤15%	0201>0.1μF, 0402≥1μF, 0603≥10μF, 0805≥4.7μF, 1206≥47μF, 1210≥100μF	≤20%	0402≥2.2μF	---	---	4V	≤15%	---	---	---	---	---	---
Rated	D.F.≤	Exception of D.F.≤																																																																					
≥100V	≤2.5%	≤3.5%	1206≥0.47μF, 1812≥4.7μF, 1825≥4.7μF, 2220≥4.7μF, 2225≥4.7μF																																																																				
		≤5%	0603≥0.068μF, 0805>0.1μF, 1206>1μF, 1210≥2.2μF																																																																				
		≤10%	0805>0.22μF, 1210≥3.3μF																																																																				
50V	≤2.5%	≤3.5%	0201(50V), 0603≥0.047μF, 0805≥0.18μF, 1206≥0.47μF, 1210≥2.2μF, 1812≥4.7μF, 1825≥4.7μF, 2220≥4.7μF, 2225≥4.7μF																																																																				
		≤5%	0201≥0.01μF, 1210≥4.7μF																																																																				
		≤10%	0402≥0.012μF, 0603>0.1μF, 0805≥1μF, 1206≥2.2μF, 1210≥10μF																																																																				
35V	≤3.5%	≤10%	0603≥1μF, 0805≥2.2μF, 1206≥2.2μF, 1210≥10μF																																																																				
		≤5%	0201≥0.01μF, 0805≥1μF, 1210≥10μF																																																																				
		≤7%	0603≥0.33μF																																																																				
25V	≤3.5%	≤10%	0201≥0.1μF, 0402≥0.056μF, 0603≥0.47μF, 0805≥2.2μF, 1206≥2.2μF, 1210≥22μF																																																																				
		≤12.5%	0402≥0.47μF, 0805=10μF																																																																				
		≤5%	0201≥0.01μF, 0402≥0.033μF, 0603≥0.15μF, 0805≥0.68μF, 1206≥2.2μF, 1210≥4.7μF																																																																				
16V	≤3.5%	≤10%	0201≥0.1μF(0201/X7R≥0.022μF), 0402≥0.22μF, 0603≥0.15μF, 0805≥2.2μF, 1206≥4.7μF, 1210≥22μF																																																																				
		≤12.5%	0402=1μF;0805=10μF																																																																				
		≤15%	0201≥0.1μF, 0402≥1μF, 0603≥10μF																																																																				
10V	≤5%	≤10%	0201≥0.012μF, 0402≥0.33μF(0402/X7R≥0.22μF), 0603≥0.33μF, 0805≥2.2μF, 1206≥2.2μF, 1210≥22μF																																																																				
		≤12.5%	0805=10μF																																																																				
		≤15%	0201≥0.1μF, 0402≥1μF, 0603≥10μF																																																																				
6.3V	≤10%	≤15%	0201>0.1μF, 0402≥1μF, 0603≥10μF, 0805≥4.7μF, 1206≥47μF, 1210≥100μF																																																																				
		≤20%	0402≥2.2μF																																																																				
		---	---																																																																				
4V	≤15%	---	---																																																																				
		---	---																																																																				
		---	---																																																																				
3.	Q/D.F. (Tangent loss angle)	<p>Of</p> <p>0402≥225 (6.3V), 0402/475 (10V), 0603/106 (6.3V), X7S: 0402/225(6.3V)</p> <p>#1 Excluding X5R/0201/105(6.3V);225(10V), X6S/0201/104(10V) (1.0±0.2Vrms · 1KHz±10%)</p> <p>*Before initial measurement (Class II only) : To apply de-aging at 150°C for 1hr then set for 24±2 hrs at room temp.</p>	<table border="1"> <thead> <tr> <th>Rated vol.</th> <th>D.F.≤</th> <th colspan="2">Exception of D.F. ≤</th> </tr> </thead> <tbody> <tr> <td rowspan="3">≥100V</td> <td rowspan="3">≤2.5%</td> <td>≤3%</td> <td>1206 ≥ 0.47μF</td> </tr> <tr> <td>≤5%</td> <td>0603 ≥ 0.068μF; 0805 &gt; 0.1μF; 1206 ≥ 1μF; 1210 ≥ 2.2μF</td> </tr> <tr> <td>≤10%</td> <td>0805 &gt; 0.22μF; 1210 ≥ 3.3μF</td> </tr> <tr> <td rowspan="3">50V</td> <td rowspan="3">≤2.5%</td> <td>≤3%</td> <td>0201(50V); 0603 ≥ 0.047μF; 0805 ≥ 0.18μF; 1206 ≥ 0.47μF</td> </tr> <tr> <td>≤5%</td> <td>0201 ≥ 0.01μF; 1210 ≥ 3.3μF</td> </tr> <tr> <td>≤10%</td> <td>0402 ≥ 0.012μF; 0603&gt;0.1μF; 0805 ≥ 1μF;1206 ≥ 2.2μF; 1210 ≥ 10μF</td> </tr> <tr> <td rowspan="3">35V</td> <td rowspan="3">≤3.5%</td> <td>≤12.5%</td> <td>1206=10μF</td> </tr> <tr> <td>≤10%</td> <td>0603 ≥ 1μF; 0805≥2.2μF; 1206 ≥ 2.2μF; 1210 ≥ 10μF</td> </tr> <tr> <td>≤5%</td> <td>0201=0.01μF; 0805 ≥ 1μF</td> </tr> <tr> <td rowspan="3">25V</td> <td rowspan="3">≤3.5%</td> <td>≤7%</td> <td>0603 ≥ 0.33μF</td> </tr> <tr> <td>≤10%</td> <td>0201&gt;0.01μF; 0402 ≥ 0.10μF; 0603 ≥ 0.47μF; 0805 ≥ 2.2μF; 1206 ≥ 4.7μF; 1210 ≥ 10μF</td> </tr> <tr> <td>≤12.5%</td> <td>0402 ≥ 0.47μF;0805=10μF</td> </tr> <tr> <td rowspan="3">16V</td> <td rowspan="3">≤3.5%</td> <td>≤5%</td> <td>0201=0.01μF; 0402 ≥ 0.033μF; 0603 ≥ 0.15μF; 0805 ≥ 0.68μF; 1206 ≥ 2.2μF; 1210 ≥ 4.7μF</td> </tr> <tr> <td>≤10%</td> <td>0201&gt;0.01μF; 0402 ≥ 0.22μF; 0603&gt;0.47μF; 0805 ≥ 2.2μF; 1206 ≥ 4.7μF; 1210 ≥ 22μF</td> </tr> <tr> <td>≤12.5%</td> <td>0402 ≥ 1μF;0805=10μF</td> </tr> <tr> <td rowspan="3">10V</td> <td rowspan="3">≤5%</td> <td>≤10%</td> <td>0201 ≥ 0.012μF; 0402 ≥ 0.22μF; 0603 ≥ 0.33μF; 0805 ≥ 2.2μF; 1206 ≥ 2.2μF; 1210 ≥ 22μF; 01R5/X5R</td> </tr> <tr> <td>≤12.5%</td> <td>0805=10μF</td> </tr> <tr> <td>≤15%</td> <td>0201&gt;0.1μF; 0402 ≥ 1μF; 0603 ≥ 10μF</td> </tr> <tr> <td rowspan="3">6.3V</td> <td rowspan="3">≤10%</td> <td>≤15%</td> <td>0201&gt;0.1μF; 0402 ≥ 1μF; 0603 ≥ 10μF; 0805 ≥ 4.7μF; 1206 ≥ 47μF; 1210 ≥ 100μF</td> </tr> <tr> <td>≤20%</td> <td>0402 ≥ 2.2μF</td> </tr> <tr> <td>---</td> <td>---</td> </tr> <tr> <td rowspan="3">4V</td> <td rowspan="3">≤15%</td> <td>---</td> <td>---</td> </tr> <tr> <td>---</td> <td>---</td> </tr> <tr> <td>---</td> <td>---</td> </tr> </tbody> </table>	Rated vol.	D.F.≤	Exception of D.F. ≤		≥100V	≤2.5%	≤3%	1206 ≥ 0.47μF	≤5%	0603 ≥ 0.068μF; 0805 > 0.1μF; 1206 ≥ 1μF; 1210 ≥ 2.2μF	≤10%	0805 > 0.22μF; 1210 ≥ 3.3μF	50V	≤2.5%	≤3%	0201(50V); 0603 ≥ 0.047μF; 0805 ≥ 0.18μF; 1206 ≥ 0.47μF	≤5%	0201 ≥ 0.01μF; 1210 ≥ 3.3μF	≤10%	0402 ≥ 0.012μF; 0603>0.1μF; 0805 ≥ 1μF;1206 ≥ 2.2μF; 1210 ≥ 10μF	35V	≤3.5%	≤12.5%	1206=10μF	≤10%	0603 ≥ 1μF; 0805≥2.2μF; 1206 ≥ 2.2μF; 1210 ≥ 10μF	≤5%	0201=0.01μF; 0805 ≥ 1μF	25V	≤3.5%	≤7%	0603 ≥ 0.33μF	≤10%	0201>0.01μF; 0402 ≥ 0.10μF; 0603 ≥ 0.47μF; 0805 ≥ 2.2μF; 1206 ≥ 4.7μF; 1210 ≥ 10μF	≤12.5%	0402 ≥ 0.47μF;0805=10μF	16V	≤3.5%	≤5%	0201=0.01μF; 0402 ≥ 0.033μF; 0603 ≥ 0.15μF; 0805 ≥ 0.68μF; 1206 ≥ 2.2μF; 1210 ≥ 4.7μF	≤10%	0201>0.01μF; 0402 ≥ 0.22μF; 0603>0.47μF; 0805 ≥ 2.2μF; 1206 ≥ 4.7μF; 1210 ≥ 22μF	≤12.5%	0402 ≥ 1μF;0805=10μF	10V	≤5%	≤10%	0201 ≥ 0.012μF; 0402 ≥ 0.22μF; 0603 ≥ 0.33μF; 0805 ≥ 2.2μF; 1206 ≥ 2.2μF; 1210 ≥ 22μF; 01R5/X5R	≤12.5%	0805=10μF	≤15%	0201>0.1μF; 0402 ≥ 1μF; 0603 ≥ 10μF	6.3V	≤10%	≤15%	0201>0.1μF; 0402 ≥ 1μF; 0603 ≥ 10μF; 0805 ≥ 4.7μF; 1206 ≥ 47μF; 1210 ≥ 100μF	≤20%	0402 ≥ 2.2μF	---	---	4V	≤15%	---	---	---	---	---	---
Rated vol.	D.F.≤	Exception of D.F. ≤																																																																					
≥100V	≤2.5%	≤3%	1206 ≥ 0.47μF																																																																				
		≤5%	0603 ≥ 0.068μF; 0805 > 0.1μF; 1206 ≥ 1μF; 1210 ≥ 2.2μF																																																																				
		≤10%	0805 > 0.22μF; 1210 ≥ 3.3μF																																																																				
50V	≤2.5%	≤3%	0201(50V); 0603 ≥ 0.047μF; 0805 ≥ 0.18μF; 1206 ≥ 0.47μF																																																																				
		≤5%	0201 ≥ 0.01μF; 1210 ≥ 3.3μF																																																																				
		≤10%	0402 ≥ 0.012μF; 0603>0.1μF; 0805 ≥ 1μF;1206 ≥ 2.2μF; 1210 ≥ 10μF																																																																				
35V	≤3.5%	≤12.5%	1206=10μF																																																																				
		≤10%	0603 ≥ 1μF; 0805≥2.2μF; 1206 ≥ 2.2μF; 1210 ≥ 10μF																																																																				
		≤5%	0201=0.01μF; 0805 ≥ 1μF																																																																				
25V	≤3.5%	≤7%	0603 ≥ 0.33μF																																																																				
		≤10%	0201>0.01μF; 0402 ≥ 0.10μF; 0603 ≥ 0.47μF; 0805 ≥ 2.2μF; 1206 ≥ 4.7μF; 1210 ≥ 10μF																																																																				
		≤12.5%	0402 ≥ 0.47μF;0805=10μF																																																																				
16V	≤3.5%	≤5%	0201=0.01μF; 0402 ≥ 0.033μF; 0603 ≥ 0.15μF; 0805 ≥ 0.68μF; 1206 ≥ 2.2μF; 1210 ≥ 4.7μF																																																																				
		≤10%	0201>0.01μF; 0402 ≥ 0.22μF; 0603>0.47μF; 0805 ≥ 2.2μF; 1206 ≥ 4.7μF; 1210 ≥ 22μF																																																																				
		≤12.5%	0402 ≥ 1μF;0805=10μF																																																																				
10V	≤5%	≤10%	0201 ≥ 0.012μF; 0402 ≥ 0.22μF; 0603 ≥ 0.33μF; 0805 ≥ 2.2μF; 1206 ≥ 2.2μF; 1210 ≥ 22μF; 01R5/X5R																																																																				
		≤12.5%	0805=10μF																																																																				
		≤15%	0201>0.1μF; 0402 ≥ 1μF; 0603 ≥ 10μF																																																																				
6.3V	≤10%	≤15%	0201>0.1μF; 0402 ≥ 1μF; 0603 ≥ 10μF; 0805 ≥ 4.7μF; 1206 ≥ 47μF; 1210 ≥ 100μF																																																																				
		≤20%	0402 ≥ 2.2μF																																																																				
		---	---																																																																				
4V	≤15%	---	---																																																																				
		---	---																																																																				
		---	---																																																																				

8. RELIABILITY TEST CONDITIONS AND REQUIREMENTS

No.	Item	Test Condition	Requirements																																																																
3.	Q/D.F. (Tangent loss angle) Of		* X7S: <table border="1"> <thead> <tr> <th>Rated vol.</th> <th>D.F. ≤</th> <th colspan="2">Exception of D.F. ≤</th> </tr> </thead> <tbody> <tr> <td rowspan="3">≥100V</td> <td rowspan="3">≤2.5%</td> <td>≤3%</td> <td>1206 ≥ 0.47μF</td> </tr> <tr> <td>≤5%</td> <td>0603 ≥ 0.068μF; 0805 &gt; 0.1μF; 1206 ≥ 1μF; 1210 ≥ 2.2μF</td> </tr> <tr> <td>≤10%</td> <td>0805 &gt; 0.22μF; 1210 ≥ 3.3μF</td> </tr> <tr> <td rowspan="3">50V</td> <td rowspan="3">≤2.5%</td> <td>≤3%</td> <td>0201(50V); 0603 ≥ 0.047μF; 0805 ≥ 0.18μF; 1206 ≥ 0.47μF</td> </tr> <tr> <td>≤5%</td> <td>0201 ≥ 0.01μF; 1210 ≥ 3.3μF</td> </tr> <tr> <td>≤10%</td> <td>0402 ≥ 0.012μF; 0603 &gt; 0.1μF; 0805 ≥ 1μF; 1206 ≥ 2.2μF; 1210 ≥ 10μF</td> </tr> <tr> <td>35V</td> <td>≤3.5%</td> <td>≤10%</td> <td>0603 ≥ 1μF; 0805 ≥ 2.2μF; 1206 ≥ 2.2μF; 1210 ≥ 10μF</td> </tr> <tr> <td rowspan="3">25V</td> <td rowspan="3">≤3.5%</td> <td>≤5%</td> <td>0201 ≥ 0.01μF; 0805 ≥ 1μF; 1210 ≥ 10μF</td> </tr> <tr> <td>≤7%</td> <td>0603 ≥ 0.33μF</td> </tr> <tr> <td>≤10%</td> <td>0201 ≥ 0.1μF; 0402 ≥ 0.10μF; 0603 ≥ 0.47μF; 0805 ≥ 2.2μF; 1206 ≥ 4.7μF; 1210 ≥ 22μF</td> </tr> <tr> <td rowspan="3">16V</td> <td rowspan="3">≤3.5%</td> <td>≤5%</td> <td>0201 ≥ 0.01μF; 0402 ≥ 0.033μF; 0603 ≥ 0.15μF; 0805 ≥ 0.68μF; 1206 ≥ 2.2μF; 1210 ≥ 4.7μF</td> </tr> <tr> <td>≤10%</td> <td>0201 ≥ 0.1μF; 0402 ≥ 0.22μF; 0603 &gt; 0.47μF; 0805 ≥ 2.2μF; 1206 ≥ 4.7μF; 1210 ≥ 22μF</td> </tr> <tr> <td>≤15%</td> <td>0201 ≥ 0.1μF; 0402 ≥ 1μF</td> </tr> <tr> <td rowspan="3">10V</td> <td rowspan="3">≤5%</td> <td>≤10%</td> <td>0201 ≥ 0.012μF; 0402 ≥ 0.22μF; 0603 ≥ 0.33μF; 0805 ≥ 2.2μF; 1206 ≥ 2.2μF; 1210 ≥ 22μF</td> </tr> <tr> <td>≤15%</td> <td>0201 ≥ 0.1μF; 0402 ≥ 1μF</td> </tr> <tr> <td>≤20%</td> <td>0402 ≥ 2.2μF</td> </tr> <tr> <td rowspan="3">6.3V</td> <td rowspan="3">≤10%</td> <td>≤15%</td> <td>0201 ≥ 0.1μF; 0402 ≥ 1μF; 0603 ≥ 10μF; 0805 ≥ 4.7μF; 1206 ≥ 47μF; 1210 ≥ 100μF</td> </tr> <tr> <td>≤20%</td> <td>0402 ≥ 2.2μF</td> </tr> <tr> <td>---</td> <td>---</td> </tr> <tr> <td rowspan="3">4V</td> <td rowspan="3">≤15%</td> <td>---</td> <td>---</td> </tr> <tr> <td>---</td> <td>---</td> </tr> <tr> <td>---</td> <td>---</td> </tr> </tbody> </table>	Rated vol.	D.F. ≤	Exception of D.F. ≤		≥100V	≤2.5%	≤3%	1206 ≥ 0.47μF	≤5%	0603 ≥ 0.068μF; 0805 > 0.1μF; 1206 ≥ 1μF; 1210 ≥ 2.2μF	≤10%	0805 > 0.22μF; 1210 ≥ 3.3μF	50V	≤2.5%	≤3%	0201(50V); 0603 ≥ 0.047μF; 0805 ≥ 0.18μF; 1206 ≥ 0.47μF	≤5%	0201 ≥ 0.01μF; 1210 ≥ 3.3μF	≤10%	0402 ≥ 0.012μF; 0603 > 0.1μF; 0805 ≥ 1μF; 1206 ≥ 2.2μF; 1210 ≥ 10μF	35V	≤3.5%	≤10%	0603 ≥ 1μF; 0805 ≥ 2.2μF; 1206 ≥ 2.2μF; 1210 ≥ 10μF	25V	≤3.5%	≤5%	0201 ≥ 0.01μF; 0805 ≥ 1μF; 1210 ≥ 10μF	≤7%	0603 ≥ 0.33μF	≤10%	0201 ≥ 0.1μF; 0402 ≥ 0.10μF; 0603 ≥ 0.47μF; 0805 ≥ 2.2μF; 1206 ≥ 4.7μF; 1210 ≥ 22μF	16V	≤3.5%	≤5%	0201 ≥ 0.01μF; 0402 ≥ 0.033μF; 0603 ≥ 0.15μF; 0805 ≥ 0.68μF; 1206 ≥ 2.2μF; 1210 ≥ 4.7μF	≤10%	0201 ≥ 0.1μF; 0402 ≥ 0.22μF; 0603 > 0.47μF; 0805 ≥ 2.2μF; 1206 ≥ 4.7μF; 1210 ≥ 22μF	≤15%	0201 ≥ 0.1μF; 0402 ≥ 1μF	10V	≤5%	≤10%	0201 ≥ 0.012μF; 0402 ≥ 0.22μF; 0603 ≥ 0.33μF; 0805 ≥ 2.2μF; 1206 ≥ 2.2μF; 1210 ≥ 22μF	≤15%	0201 ≥ 0.1μF; 0402 ≥ 1μF	≤20%	0402 ≥ 2.2μF	6.3V	≤10%	≤15%	0201 ≥ 0.1μF; 0402 ≥ 1μF; 0603 ≥ 10μF; 0805 ≥ 4.7μF; 1206 ≥ 47μF; 1210 ≥ 100μF	≤20%	0402 ≥ 2.2μF	---	---	4V	≤15%	---	---	---	---	---	---
			Rated vol.	D.F. ≤	Exception of D.F. ≤																																																														
≥100V	≤2.5%	≤3%	1206 ≥ 0.47μF																																																																
		≤5%	0603 ≥ 0.068μF; 0805 > 0.1μF; 1206 ≥ 1μF; 1210 ≥ 2.2μF																																																																
		≤10%	0805 > 0.22μF; 1210 ≥ 3.3μF																																																																
50V	≤2.5%	≤3%	0201(50V); 0603 ≥ 0.047μF; 0805 ≥ 0.18μF; 1206 ≥ 0.47μF																																																																
		≤5%	0201 ≥ 0.01μF; 1210 ≥ 3.3μF																																																																
		≤10%	0402 ≥ 0.012μF; 0603 > 0.1μF; 0805 ≥ 1μF; 1206 ≥ 2.2μF; 1210 ≥ 10μF																																																																
35V	≤3.5%	≤10%	0603 ≥ 1μF; 0805 ≥ 2.2μF; 1206 ≥ 2.2μF; 1210 ≥ 10μF																																																																
25V	≤3.5%	≤5%	0201 ≥ 0.01μF; 0805 ≥ 1μF; 1210 ≥ 10μF																																																																
		≤7%	0603 ≥ 0.33μF																																																																
		≤10%	0201 ≥ 0.1μF; 0402 ≥ 0.10μF; 0603 ≥ 0.47μF; 0805 ≥ 2.2μF; 1206 ≥ 4.7μF; 1210 ≥ 22μF																																																																
16V	≤3.5%	≤5%	0201 ≥ 0.01μF; 0402 ≥ 0.033μF; 0603 ≥ 0.15μF; 0805 ≥ 0.68μF; 1206 ≥ 2.2μF; 1210 ≥ 4.7μF																																																																
		≤10%	0201 ≥ 0.1μF; 0402 ≥ 0.22μF; 0603 > 0.47μF; 0805 ≥ 2.2μF; 1206 ≥ 4.7μF; 1210 ≥ 22μF																																																																
		≤15%	0201 ≥ 0.1μF; 0402 ≥ 1μF																																																																
10V	≤5%	≤10%	0201 ≥ 0.012μF; 0402 ≥ 0.22μF; 0603 ≥ 0.33μF; 0805 ≥ 2.2μF; 1206 ≥ 2.2μF; 1210 ≥ 22μF																																																																
		≤15%	0201 ≥ 0.1μF; 0402 ≥ 1μF																																																																
		≤20%	0402 ≥ 2.2μF																																																																
6.3V	≤10%	≤15%	0201 ≥ 0.1μF; 0402 ≥ 1μF; 0603 ≥ 10μF; 0805 ≥ 4.7μF; 1206 ≥ 47μF; 1210 ≥ 100μF																																																																
		≤20%	0402 ≥ 2.2μF																																																																
		---	---																																																																
4V	≤15%	---	---																																																																
		---	---																																																																
		---	---																																																																
* X6S: <table border="1"> <thead> <tr> <th>Rated vol.</th> <th>D.F. ≤</th> <th colspan="2">Exception of D.F. ≤</th> </tr> </thead> <tbody> <tr> <td rowspan="3">&gt;100V</td> <td rowspan="3">≤2.5%</td> <td>≤3%</td> <td>1206 ≥ 0.47μF</td> </tr> <tr> <td>≤5%</td> <td>0603 ≥ 0.068μF; 0805 &gt; 0.1μF; 1206 ≥ 1μF; 1210 ≥ 2.2μF</td> </tr> <tr> <td>≤10%</td> <td>0805 &gt; 0.22μF; 1210 ≥ 3.3μF</td> </tr> <tr> <td rowspan="3">50V</td> <td rowspan="3">≤2.5%</td> <td>≤3%</td> <td>0201(50V); 0603 ≥ 0.047μF; 0805 ≥ 0.18μF; 1206 ≥ 0.47μF</td> </tr> <tr> <td>≤5%</td> <td>0201 ≥ 0.01μF; 1210 ≥ 3.3μF</td> </tr> <tr> <td>≤10%</td> <td>0402 ≥ 0.012μF; 0603 &gt; 0.1μF; 0805 ≥ 1μF; 1206 ≥ 2.2μF; 1210 ≥ 10μF</td> </tr> <tr> <td>35V</td> <td>≤3.5%</td> <td>≤10%</td> <td>0603 ≥ 1μF; 0805 ≥ 2.2μF; 1206 ≥ 2.2μF; 1210 ≥ 10μF</td> </tr> <tr> <td rowspan="3">25V</td> <td rowspan="3">≤3.5%</td> <td>≤5%</td> <td>0201 ≥ 0.01μF; 0805 ≥ 1μF; 1210 ≥ 10μF</td> </tr> <tr> <td>≤7%</td> <td>0603 ≥ 0.33μF</td> </tr> <tr> <td>≤10%</td> <td>0201 ≥ 0.1μF; 0402 ≥ 0.10μF; 0603 ≥ 0.47μF; 0805 ≥ 2.2μF; 1206 ≥ 4.7μF; 1210 ≥ 22μF</td> </tr> <tr> <td rowspan="3">16V</td> <td rowspan="3">≤3.5%</td> <td>≤5%</td> <td>0201 ≥ 0.01μF; 0402 ≥ 0.033μF; 0603 ≥ 0.15μF; 0805 ≥ 0.68μF; 1206 ≥ 2.2μF; 1210 ≥ 4.7μF</td> </tr> <tr> <td>≤10%</td> <td>0201 ≥ 0.1μF; 0402 ≥ 0.22μF; 0603 &gt; 0.47μF; 0805 ≥ 2.2μF; 1206 ≥ 4.7μF; 1210 ≥ 22μF</td> </tr> <tr> <td>≤12.5%</td> <td>0402 = 1μF; 0805 = 10μF</td> </tr> <tr> <td rowspan="3">10V</td> <td rowspan="3">≤5%</td> <td>≤10%</td> <td>0201 ≥ 0.012μF; 0402 ≥ 0.22μF; 0603 ≥ 0.33μF; 0805 ≥ 2.2μF; 1206 ≥ 2.2μF; 1210 ≥ 22μF</td> </tr> <tr> <td>≤12.5%</td> <td>0805 = 10μF</td> </tr> <tr> <td>≤15%</td> <td>0201 ≥ 0.1μF; 0402 ≥ 1μF</td> </tr> <tr> <td rowspan="3">6.3V</td> <td rowspan="3">≤10%</td> <td>≤15%</td> <td>0201 ≥ 0.1μF; 0402 ≥ 0.47μF; 0603 ≥ 10μF; 0805 ≥ 4.7μF; 1206 ≥ 47μF; 1210 ≥ 100μF</td> </tr> <tr> <td>≤20%</td> <td>0402 ≥ 2.2μF</td> </tr> <tr> <td>---</td> <td>---</td> </tr> <tr> <td rowspan="3">4V</td> <td rowspan="3">≤15%</td> <td>---</td> <td>---</td> </tr> <tr> <td>---</td> <td>---</td> </tr> <tr> <td>---</td> <td>---</td> </tr> </tbody> </table>	Rated vol.	D.F. ≤	Exception of D.F. ≤		>100V	≤2.5%	≤3%	1206 ≥ 0.47μF	≤5%	0603 ≥ 0.068μF; 0805 > 0.1μF; 1206 ≥ 1μF; 1210 ≥ 2.2μF	≤10%	0805 > 0.22μF; 1210 ≥ 3.3μF	50V	≤2.5%	≤3%	0201(50V); 0603 ≥ 0.047μF; 0805 ≥ 0.18μF; 1206 ≥ 0.47μF	≤5%	0201 ≥ 0.01μF; 1210 ≥ 3.3μF	≤10%	0402 ≥ 0.012μF; 0603 > 0.1μF; 0805 ≥ 1μF; 1206 ≥ 2.2μF; 1210 ≥ 10μF	35V	≤3.5%	≤10%	0603 ≥ 1μF; 0805 ≥ 2.2μF; 1206 ≥ 2.2μF; 1210 ≥ 10μF	25V	≤3.5%	≤5%	0201 ≥ 0.01μF; 0805 ≥ 1μF; 1210 ≥ 10μF	≤7%	0603 ≥ 0.33μF	≤10%	0201 ≥ 0.1μF; 0402 ≥ 0.10μF; 0603 ≥ 0.47μF; 0805 ≥ 2.2μF; 1206 ≥ 4.7μF; 1210 ≥ 22μF	16V	≤3.5%	≤5%	0201 ≥ 0.01μF; 0402 ≥ 0.033μF; 0603 ≥ 0.15μF; 0805 ≥ 0.68μF; 1206 ≥ 2.2μF; 1210 ≥ 4.7μF	≤10%	0201 ≥ 0.1μF; 0402 ≥ 0.22μF; 0603 > 0.47μF; 0805 ≥ 2.2μF; 1206 ≥ 4.7μF; 1210 ≥ 22μF	≤12.5%	0402 = 1μF; 0805 = 10μF	10V	≤5%	≤10%	0201 ≥ 0.012μF; 0402 ≥ 0.22μF; 0603 ≥ 0.33μF; 0805 ≥ 2.2μF; 1206 ≥ 2.2μF; 1210 ≥ 22μF	≤12.5%	0805 = 10μF	≤15%	0201 ≥ 0.1μF; 0402 ≥ 1μF	6.3V	≤10%	≤15%	0201 ≥ 0.1μF; 0402 ≥ 0.47μF; 0603 ≥ 10μF; 0805 ≥ 4.7μF; 1206 ≥ 47μF; 1210 ≥ 100μF	≤20%	0402 ≥ 2.2μF	---	---	4V	≤15%	---	---	---	---	---	---			
Rated vol.	D.F. ≤	Exception of D.F. ≤																																																																	
>100V	≤2.5%	≤3%	1206 ≥ 0.47μF																																																																
		≤5%	0603 ≥ 0.068μF; 0805 > 0.1μF; 1206 ≥ 1μF; 1210 ≥ 2.2μF																																																																
		≤10%	0805 > 0.22μF; 1210 ≥ 3.3μF																																																																
50V	≤2.5%	≤3%	0201(50V); 0603 ≥ 0.047μF; 0805 ≥ 0.18μF; 1206 ≥ 0.47μF																																																																
		≤5%	0201 ≥ 0.01μF; 1210 ≥ 3.3μF																																																																
		≤10%	0402 ≥ 0.012μF; 0603 > 0.1μF; 0805 ≥ 1μF; 1206 ≥ 2.2μF; 1210 ≥ 10μF																																																																
35V	≤3.5%	≤10%	0603 ≥ 1μF; 0805 ≥ 2.2μF; 1206 ≥ 2.2μF; 1210 ≥ 10μF																																																																
25V	≤3.5%	≤5%	0201 ≥ 0.01μF; 0805 ≥ 1μF; 1210 ≥ 10μF																																																																
		≤7%	0603 ≥ 0.33μF																																																																
		≤10%	0201 ≥ 0.1μF; 0402 ≥ 0.10μF; 0603 ≥ 0.47μF; 0805 ≥ 2.2μF; 1206 ≥ 4.7μF; 1210 ≥ 22μF																																																																
16V	≤3.5%	≤5%	0201 ≥ 0.01μF; 0402 ≥ 0.033μF; 0603 ≥ 0.15μF; 0805 ≥ 0.68μF; 1206 ≥ 2.2μF; 1210 ≥ 4.7μF																																																																
		≤10%	0201 ≥ 0.1μF; 0402 ≥ 0.22μF; 0603 > 0.47μF; 0805 ≥ 2.2μF; 1206 ≥ 4.7μF; 1210 ≥ 22μF																																																																
		≤12.5%	0402 = 1μF; 0805 = 10μF																																																																
10V	≤5%	≤10%	0201 ≥ 0.012μF; 0402 ≥ 0.22μF; 0603 ≥ 0.33μF; 0805 ≥ 2.2μF; 1206 ≥ 2.2μF; 1210 ≥ 22μF																																																																
		≤12.5%	0805 = 10μF																																																																
		≤15%	0201 ≥ 0.1μF; 0402 ≥ 1μF																																																																
6.3V	≤10%	≤15%	0201 ≥ 0.1μF; 0402 ≥ 0.47μF; 0603 ≥ 10μF; 0805 ≥ 4.7μF; 1206 ≥ 47μF; 1210 ≥ 100μF																																																																
		≤20%	0402 ≥ 2.2μF																																																																
		---	---																																																																
4V	≤15%	---	---																																																																
		---	---																																																																
		---	---																																																																
4.	Temperature Coefficient (Temperature characteristic of capacitance)	* With no electrical load. <table border="1"> <thead> <tr> <th>T.C.</th> <th>Operating Temp.</th> </tr> </thead> <tbody> <tr> <td>X7R/X7S</td> <td>-55~125°C at 25°C</td> </tr> <tr> <td>X6S</td> <td>-55~105°C at 25°C</td> </tr> <tr> <td>X5R</td> <td>-55~85°C at 25°C</td> </tr> </tbody> </table>	T.C.	Operating Temp.	X7R/X7S	-55~125°C at 25°C	X6S	-55~105°C at 25°C	X5R	-55~85°C at 25°C	<table border="1"> <thead> <tr> <th>T.C.</th> <th>Capacitance Change</th> </tr> </thead> <tbody> <tr> <td>X7R</td> <td>Within ±15%</td> </tr> <tr> <td>X7S</td> <td>Within ±22%</td> </tr> <tr> <td>X6S</td> <td>Within ±22%</td> </tr> <tr> <td>X5R</td> <td>Within ±15%</td> </tr> </tbody> </table>	T.C.	Capacitance Change	X7R	Within ±15%	X7S	Within ±22%	X6S	Within ±22%	X5R	Within ±15%																																														
		T.C.	Operating Temp.																																																																
X7R/X7S	-55~125°C at 25°C																																																																		
X6S	-55~105°C at 25°C																																																																		
X5R	-55~85°C at 25°C																																																																		
T.C.	Capacitance Change																																																																		
X7R	Within ±15%																																																																		
X7S	Within ±22%																																																																		
X6S	Within ±22%																																																																		
X5R	Within ±15%																																																																		
* Measurement voltage for X7R/X7S/X6S/X5R : <table border="1"> <thead> <tr> <th>Size</th> <th>Cap. Range</th> <th>Condition</th> </tr> </thead> <tbody> <tr> <td rowspan="3">0201</td> <td>Cap. &lt; 0.1μF</td> <td>1V</td> </tr> <tr> <td>0.1μF ≤ Cap. &lt; 1μF</td> <td>0.2V</td> </tr> <tr> <td>Cap. ≥ 1μF</td> <td>0.1V</td> </tr> <tr> <td rowspan="3">0402</td> <td>Cap. &lt; 0.1μF</td> <td>1V</td> </tr> <tr> <td>Cap. = 1μF</td> <td>0.5V</td> </tr> <tr> <td>1μF &lt; Cap. &lt; 10μF</td> <td>0.2V</td> </tr> <tr> <td rowspan="3">0603</td> <td>Cap. ≥ 10μF</td> <td>0.1V</td> </tr> <tr> <td>Cap. ≤ 1μF</td> <td>1V</td> </tr> <tr> <td>1μF &lt; Cap. ≤ 4.7μF</td> <td>0.5V</td> </tr> <tr> <td rowspan="3">0805</td> <td>Cap. &gt; 4.7μF</td> <td>0.2V</td> </tr> <tr> <td>Cap. &lt; 10μF</td> <td>1V</td> </tr> <tr> <td>Cap. = 10μF</td> <td>0.5V</td> </tr> <tr> <td rowspan="3">1206/1210</td> <td>Cap. &gt; 10μF</td> <td>0.2V</td> </tr> <tr> <td>Cap. ≤ 10μF</td> <td>1V</td> </tr> <tr> <td>10μF &lt; Cap. ≤ 100μF</td> <td>0.5V</td> </tr> <tr> <td></td> <td>Cap. &gt; 100μF</td> <td>0.2V</td> </tr> </tbody> </table>	Size	Cap. Range	Condition	0201	Cap. < 0.1μF	1V	0.1μF ≤ Cap. < 1μF	0.2V	Cap. ≥ 1μF	0.1V	0402	Cap. < 0.1μF	1V	Cap. = 1μF	0.5V	1μF < Cap. < 10μF	0.2V	0603	Cap. ≥ 10μF	0.1V	Cap. ≤ 1μF	1V	1μF < Cap. ≤ 4.7μF	0.5V	0805	Cap. > 4.7μF	0.2V	Cap. < 10μF	1V	Cap. = 10μF	0.5V	1206/1210	Cap. > 10μF	0.2V	Cap. ≤ 10μF	1V	10μF < Cap. ≤ 100μF	0.5V		Cap. > 100μF	0.2V																										
Size	Cap. Range	Condition																																																																	
0201	Cap. < 0.1μF	1V																																																																	
	0.1μF ≤ Cap. < 1μF	0.2V																																																																	
	Cap. ≥ 1μF	0.1V																																																																	
0402	Cap. < 0.1μF	1V																																																																	
	Cap. = 1μF	0.5V																																																																	
	1μF < Cap. < 10μF	0.2V																																																																	
0603	Cap. ≥ 10μF	0.1V																																																																	
	Cap. ≤ 1μF	1V																																																																	
	1μF < Cap. ≤ 4.7μF	0.5V																																																																	
0805	Cap. > 4.7μF	0.2V																																																																	
	Cap. < 10μF	1V																																																																	
	Cap. = 10μF	0.5V																																																																	
1206/1210	Cap. > 10μF	0.2V																																																																	
	Cap. ≤ 10μF	1V																																																																	
	10μF < Cap. ≤ 100μF	0.5V																																																																	
	Cap. > 100μF	0.2V																																																																	

8. RELIABILITY TEST CONDITIONS AND REQUIREMENTS

No.	Item	Test Condition	Requirements																																		
5.	Insulation Resistance	<table border="1"> <thead> <tr> <th>Rated Vol.(V)</th> <th>Apply Voltage</th> <th>Charge Time</th> </tr> </thead> <tbody> <tr> <td>≤100</td> <td>1 times of U<sub>R</sub></td> <td>Max. 120 sec.</td> </tr> <tr> <td>200≤V≤500</td> <td>1 times of U<sub>R</sub></td> <td>60 sec.</td> </tr> <tr> <td>&gt;500</td> <td>500Vdc</td> <td>60 sec.</td> </tr> </tbody> </table>	Rated Vol.(V)	Apply Voltage	Charge Time	≤100	1 times of U <sub>R</sub>	Max. 120 sec.	200≤V≤500	1 times of U <sub>R</sub>	60 sec.	>500	500Vdc	60 sec.	<p>* ≥10GΩ or RxC≥500Ω-F, whichever is smaller.</p> <p>* Except :</p> <table border="1"> <thead> <tr> <th>Rated voltage (X7R/X5R)</th> <th>I.R.</th> </tr> </thead> <tbody> <tr> <td>≥100V : All X7R</td> <td rowspan="10">≥10GΩ or RxC≥100Ω-F, whichever is smaller</td> </tr> <tr> <td>50V : 0402&gt;0.01μF, 0603≥1μF, 0805≥1μF, 1206≥4.7μF, 1210≥4.7μF, 1812≥10μF, 2220≥22μF</td> </tr> <tr> <td>35V : 0805≥2.2μF, 1206≥2.2μF, 1210≥10μF</td> </tr> <tr> <td>25V : 0402≥1μF, 0603≥2.2μF, 0805≥2.2μF, 1206≥10μF, 1210≥10μF</td> </tr> <tr> <td>16V : 0201≥0.1μF, 0402≥0.22μF, 0603≥1μF, 0805≥2.2μF, 1206≥10μF, 1210≥47μF</td> </tr> <tr> <td>10V : 0201≥47nF, 0402≥0.47μF, 0603≥0.47μF, 0805≥2.2μF, 1206≥4.7μF, 1210≥47μF</td> </tr> <tr> <td>6.3V; 4V</td> </tr> <tr> <td>Rated voltage (X7R/X7S/X6S/X5R)</td> <td>I.R.</td> </tr> <tr> <td>100V : 1210≥3.3μF</td> <td rowspan="10">RxC≥50Ω-F</td> </tr> <tr> <td>50V : 0402≥0.1μF, 0603≥2.2μF, 0805≥10μF, 1206≥10μF</td> </tr> <tr> <td>35V : 0603≥1μF</td> </tr> <tr> <td>25V : 0201≥0.1μF, 0402≥2.2μF, 0603≥10μF, 0805≥10μF, 1206≥22μF</td> </tr> <tr> <td>16V : 0603≥10μF, 0402≥1μF, 0201≥0.22μF</td> </tr> <tr> <td>10V : 0201&gt;0.1μF, 0402≥1μF, 0603≥10μF, 0805≥47μF</td> </tr> <tr> <td>6.3V : 0201≥0.1μF, 0603&gt;4.7μF, 0805≥47μF, 1206≥10μF</td> </tr> <tr> <td>4V : 0603≥22μF, 0805≥47μF, 1206≥100μF</td> </tr> <tr> <td>All X7S items; All X6S items</td> </tr> </tbody> </table>	Rated voltage (X7R/X5R)	I.R.	≥100V : All X7R	≥10GΩ or RxC≥100Ω-F, whichever is smaller	50V : 0402>0.01μF, 0603≥1μF, 0805≥1μF, 1206≥4.7μF, 1210≥4.7μF, 1812≥10μF, 2220≥22μF	35V : 0805≥2.2μF, 1206≥2.2μF, 1210≥10μF	25V : 0402≥1μF, 0603≥2.2μF, 0805≥2.2μF, 1206≥10μF, 1210≥10μF	16V : 0201≥0.1μF, 0402≥0.22μF, 0603≥1μF, 0805≥2.2μF, 1206≥10μF, 1210≥47μF	10V : 0201≥47nF, 0402≥0.47μF, 0603≥0.47μF, 0805≥2.2μF, 1206≥4.7μF, 1210≥47μF	6.3V; 4V	Rated voltage (X7R/X7S/X6S/X5R)	I.R.	100V : 1210≥3.3μF	RxC≥50Ω-F	50V : 0402≥0.1μF, 0603≥2.2μF, 0805≥10μF, 1206≥10μF	35V : 0603≥1μF	25V : 0201≥0.1μF, 0402≥2.2μF, 0603≥10μF, 0805≥10μF, 1206≥22μF	16V : 0603≥10μF, 0402≥1μF, 0201≥0.22μF	10V : 0201>0.1μF, 0402≥1μF, 0603≥10μF, 0805≥47μF	6.3V : 0201≥0.1μF, 0603>4.7μF, 0805≥47μF, 1206≥10μF	4V : 0603≥22μF, 0805≥47μF, 1206≥100μF	All X7S items; All X6S items
		Rated Vol.(V)	Apply Voltage	Charge Time																																	
≤100	1 times of U <sub>R</sub>	Max. 120 sec.																																			
200≤V≤500	1 times of U <sub>R</sub>	60 sec.																																			
>500	500Vdc	60 sec.																																			
Rated voltage (X7R/X5R)	I.R.																																				
≥100V : All X7R	≥10GΩ or RxC≥100Ω-F, whichever is smaller																																				
50V : 0402>0.01μF, 0603≥1μF, 0805≥1μF, 1206≥4.7μF, 1210≥4.7μF, 1812≥10μF, 2220≥22μF																																					
35V : 0805≥2.2μF, 1206≥2.2μF, 1210≥10μF																																					
25V : 0402≥1μF, 0603≥2.2μF, 0805≥2.2μF, 1206≥10μF, 1210≥10μF																																					
16V : 0201≥0.1μF, 0402≥0.22μF, 0603≥1μF, 0805≥2.2μF, 1206≥10μF, 1210≥47μF																																					
10V : 0201≥47nF, 0402≥0.47μF, 0603≥0.47μF, 0805≥2.2μF, 1206≥4.7μF, 1210≥47μF																																					
6.3V; 4V																																					
Rated voltage (X7R/X7S/X6S/X5R)		I.R.																																			
100V : 1210≥3.3μF		RxC≥50Ω-F																																			
50V : 0402≥0.1μF, 0603≥2.2μF, 0805≥10μF, 1206≥10μF																																					
35V : 0603≥1μF																																					
25V : 0201≥0.1μF, 0402≥2.2μF, 0603≥10μF, 0805≥10μF, 1206≥22μF																																					
16V : 0603≥10μF, 0402≥1μF, 0201≥0.22μF																																					
10V : 0201>0.1μF, 0402≥1μF, 0603≥10μF, 0805≥47μF																																					
6.3V : 0201≥0.1μF, 0603>4.7μF, 0805≥47μF, 1206≥10μF																																					
4V : 0603≥22μF, 0805≥47μF, 1206≥100μF																																					
All X7S items; All X6S items																																					
6.	Dielectric Strength		<table border="1"> <thead> <tr> <th>Rated Voltage</th> <th>Condition</th> </tr> </thead> <tbody> <tr> <td>≤100</td> <td>2.5 times of U<sub>R</sub></td> </tr> <tr> <td>100&lt;V≤250</td> <td>2.0 times of U<sub>R</sub></td> </tr> <tr> <td>250&lt;V≤500</td> <td>1.5 times of U<sub>R</sub></td> </tr> <tr> <td>630</td> <td>1.2 times of U<sub>R</sub></td> </tr> </tbody> </table> <p>* Duration : 1 to 5 sec. * Charge and discharge current less than 50mA.</p>	Rated Voltage	Condition	≤100	2.5 times of U <sub>R</sub>	100<V≤250	2.0 times of U <sub>R</sub>	250<V≤500	1.5 times of U <sub>R</sub>	630	1.2 times of U <sub>R</sub>	<p>* No evidence of damage or flash over during test.</p>																							
Rated Voltage	Condition																																				
≤100	2.5 times of U <sub>R</sub>																																				
100<V≤250	2.0 times of U <sub>R</sub>																																				
250<V≤500	1.5 times of U <sub>R</sub>																																				
630	1.2 times of U <sub>R</sub>																																				
7.	Solderability	<p>* Solder temperature : 235±5°C for (0201~1210). * Solder temperature : 245±5°C for (1808~2225). * Dipping time : 2±0.5 sec.</p>	<p>* 75% min. coverage of all metalized area.</p>																																		
8.	Resistance to Soldering Heat	<p>* Solder temperature : 260±5°C. * Dipping time : 10±1 sec. * Preheating : 120 to 150°C for 1 minute before immerse the capacitor in a eutectic solder. * Before initial measurement (Class II only) : To apply de-aging at 150°C for 1hr then set for 24±2 hrs at room temp. * Measurement to be made after keeping at room temp. for 48±4 hrs (Class II).</p>	<p>* No remarkable damage. * Cap. change : X7R/X7S/X6S/X5R : Within ±7.5%. * D.F., I.R. : To meet initial requirements. * 25% max. leaching on each edge.</p>																																		
9.	Temperature Cycle (Rapid change of temperature)	<p>* Conduct the five cycles according to the temperatures and time.</p> <table border="1"> <thead> <tr> <th>Step</th> <th>Temp.(°C)</th> <th>Time(min.)</th> </tr> </thead> <tbody> <tr> <td>1</td> <td>Min. operating temp. +0/-3</td> <td>30±3</td> </tr> <tr> <td>2</td> <td>Room temp.</td> <td>2~3</td> </tr> <tr> <td>3</td> <td>Max. operating temp. +3/-0</td> <td>30±3</td> </tr> <tr> <td>4</td> <td>Room temp.</td> <td>2~3</td> </tr> </tbody> </table> <p>* Before initial measurement (Class II only) : To apply de-aging at 150°C for 1hr then set for 24±2 hrs at room temp. * Measurement to be made after keeping at room temp. for 48±4 hrs (Class II).</p>	Step	Temp.(°C)	Time(min.)	1	Min. operating temp. +0/-3	30±3	2	Room temp.	2~3	3	Max. operating temp. +3/-0	30±3	4	Room temp.	2~3	<p>* No remarkable damage. * Cap. change : X7R/X7S/X6S/X5R : Within ±7.5%. * D.F. : ≤150% of initial requirement. * I.R. : ≥100% of initial requirement.</p>																			
Step	Temp.(°C)	Time(min.)																																			
1	Min. operating temp. +0/-3	30±3																																			
2	Room temp.	2~3																																			
3	Max. operating temp. +3/-0	30±3																																			
4	Room temp.	2~3																																			

8. RELIABILITY TEST CONDITIONS AND REQUIREMENTS

No.	Item	Test Condition	Requirements											
10.	Humidity (Damp Heat) Steady State	<p>* Test temp. : 40±2°C.</p> <p>* Humidity : 90~95%RH.</p> <p>* Test time : 500 +24/-0hrs.</p> <p>* Before initial measurement (Class II only) : To apply de-aging at 150°C for 1hr then set for 24±2 hrs at room temp.</p> <p>* Measurement to be made after keeping at room temp. for 48±4 hrs (Class II).</p>	<p>* No remarkable damage.</p> <p>* Cap. change : X7R/X7S/X6S/X5R : Within ±12.5% for ≥10V**, within ±25% for 6.3V. **10V : Within ±25% for 0603≥4.7μF, 0402≥1μF, 0201≥0.1μF.</p> <p>* D.F. : ≤200% of initial requirement.</p> <p>* I.R. : ≥10V, ≥1GΩ or R×C≥50Ω-F, whichever is smaller.</p> <p>Except :</p> <table border="1"> <thead> <tr> <th>Rated voltage</th> <th>I.R.</th> </tr> </thead> <tbody> <tr> <td>100V : All X7R; 1210≥3.3μF</td> <td rowspan="6">≥1GΩ or RxC≥10Ω-F, whichever is smaller</td> </tr> <tr> <td>50V : 0402&gt;0.01μF, 0603≥1μF, 0805≥1μF, 1206≥4.7μF, 1210≥4.7μF</td> </tr> <tr> <td>35V : 0603≥1μF, 0805≥2.2μF, 1206≥2.2μF, 1210≥10μF</td> </tr> <tr> <td>25V : 0201≥0.1uF, 0402≥0.22μF, 0603≥2.2μF, 0805≥2.2μF, 1206≥10μF, 1210≥10μF</td> </tr> <tr> <td>16V : 0201≥0.1uF, 0402≥0.22μF, 0603≥1μF, 0805≥2.2μF, 1206≥10μF, 1210≥47μF</td> </tr> <tr> <td>10V : 0201≥47nF, 0402≥0.47μF, 0603≥0.47μF, 0805≥2.2μF, 1206≥4.7μF, 1210≥47μF</td> </tr> <tr> <td colspan="2">6.3V; 4V; All X6S/X7S items; Size≥1812</td> </tr> </tbody> </table>	Rated voltage	I.R.	100V : All X7R; 1210≥3.3μF	≥1GΩ or RxC≥10Ω-F, whichever is smaller	50V : 0402>0.01μF, 0603≥1μF, 0805≥1μF, 1206≥4.7μF, 1210≥4.7μF	35V : 0603≥1μF, 0805≥2.2μF, 1206≥2.2μF, 1210≥10μF	25V : 0201≥0.1uF, 0402≥0.22μF, 0603≥2.2μF, 0805≥2.2μF, 1206≥10μF, 1210≥10μF	16V : 0201≥0.1uF, 0402≥0.22μF, 0603≥1μF, 0805≥2.2μF, 1206≥10μF, 1210≥47μF	10V : 0201≥47nF, 0402≥0.47μF, 0603≥0.47μF, 0805≥2.2μF, 1206≥4.7μF, 1210≥47μF	6.3V; 4V; All X6S/X7S items; Size≥1812	
Rated voltage	I.R.													
100V : All X7R; 1210≥3.3μF	≥1GΩ or RxC≥10Ω-F, whichever is smaller													
50V : 0402>0.01μF, 0603≥1μF, 0805≥1μF, 1206≥4.7μF, 1210≥4.7μF														
35V : 0603≥1μF, 0805≥2.2μF, 1206≥2.2μF, 1210≥10μF														
25V : 0201≥0.1uF, 0402≥0.22μF, 0603≥2.2μF, 0805≥2.2μF, 1206≥10μF, 1210≥10μF														
16V : 0201≥0.1uF, 0402≥0.22μF, 0603≥1μF, 0805≥2.2μF, 1206≥10μF, 1210≥47μF														
10V : 0201≥47nF, 0402≥0.47μF, 0603≥0.47μF, 0805≥2.2μF, 1206≥4.7μF, 1210≥47μF														
6.3V; 4V; All X6S/X7S items; Size≥1812														
11.	Humidity (Damp Heat) Load	<p>* Test temp. : 40±2°C.</p> <p>* Humidity : 90~95%RH.</p> <p>* Test time : 500 +24/-0hrs.</p> <p>* To apply voltage : Rated voltage (500V max.).</p> <p>* Before initial measurement (Class II only) : To apply de-aging at 150°C for 1hr then set for 24±2 hrs at room temp.</p> <p>* Measurement to be made after keeping at room temp. for 48±4 hrs (Class II).</p>	<p>* No remarkable damage.</p> <p>* Cap. change : X7R/X7S/X6S/X5R : Within ±12.5% for ≥10V**, within ±25% for 6.3V. **10V : Within ±25% for 0603≥4.7μF, 0402≥1μF, 0201≥0.1μF.</p> <p>* D.F. : ≤200% of initial requirement.</p> <p>* I.R. : ≥10V, ≥500MΩ or RxC≥25Ω-F, whichever is smaller.</p> <p>Except :</p> <table border="1"> <thead> <tr> <th>Rated voltage</th> <th>I.R.</th> </tr> </thead> <tbody> <tr> <td>100V : All X7R; 1210≥3.3μF</td> <td rowspan="6">≥500MΩ or RxC≥5Ω-F, whichever is smaller</td> </tr> <tr> <td>50V : 0402&gt;0.01μF, 0603≥1μF, 0805≥1μF, 1206≥4.7μF, 1210≥4.7μF</td> </tr> <tr> <td>35V : 0603≥1μF, 0805≥2.2μF, 1206≥2.2μF, 1210≥10μF</td> </tr> <tr> <td>25V : 0201≥0.1uF, 0402≥0.22μF, 0603≥2.2μF, 0805≥2.2μF, 1206≥10μF, 1210≥10μF</td> </tr> <tr> <td>16V : 0201≥0.1uF, 0402≥0.22μF, 0603≥1μF, 0805≥2.2μF, 1206≥10μF, 1210≥47μF</td> </tr> <tr> <td>10V : 0201≥47nF, 0402≥0.47μF, 0603≥0.47μF, 0805≥2.2μF, 1206≥4.7μF, 1210≥47μF</td> </tr> <tr> <td colspan="2">6.3V; 4V; All X6S/X7S items; Size≥1812</td> </tr> </tbody> </table>	Rated voltage	I.R.	100V : All X7R; 1210≥3.3μF	≥500MΩ or RxC≥5Ω-F, whichever is smaller	50V : 0402>0.01μF, 0603≥1μF, 0805≥1μF, 1206≥4.7μF, 1210≥4.7μF	35V : 0603≥1μF, 0805≥2.2μF, 1206≥2.2μF, 1210≥10μF	25V : 0201≥0.1uF, 0402≥0.22μF, 0603≥2.2μF, 0805≥2.2μF, 1206≥10μF, 1210≥10μF	16V : 0201≥0.1uF, 0402≥0.22μF, 0603≥1μF, 0805≥2.2μF, 1206≥10μF, 1210≥47μF	10V : 0201≥47nF, 0402≥0.47μF, 0603≥0.47μF, 0805≥2.2μF, 1206≥4.7μF, 1210≥47μF	6.3V; 4V; All X6S/X7S items; Size≥1812	
Rated voltage	I.R.													
100V : All X7R; 1210≥3.3μF	≥500MΩ or RxC≥5Ω-F, whichever is smaller													
50V : 0402>0.01μF, 0603≥1μF, 0805≥1μF, 1206≥4.7μF, 1210≥4.7μF														
35V : 0603≥1μF, 0805≥2.2μF, 1206≥2.2μF, 1210≥10μF														
25V : 0201≥0.1uF, 0402≥0.22μF, 0603≥2.2μF, 0805≥2.2μF, 1206≥10μF, 1210≥10μF														
16V : 0201≥0.1uF, 0402≥0.22μF, 0603≥1μF, 0805≥2.2μF, 1206≥10μF, 1210≥47μF														
10V : 0201≥47nF, 0402≥0.47μF, 0603≥0.47μF, 0805≥2.2μF, 1206≥4.7μF, 1210≥47μF														
6.3V; 4V; All X6S/X7S items; Size≥1812														

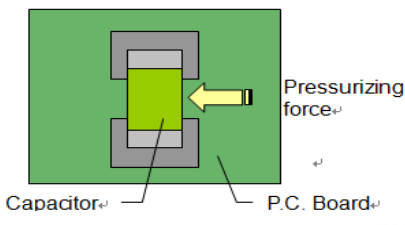
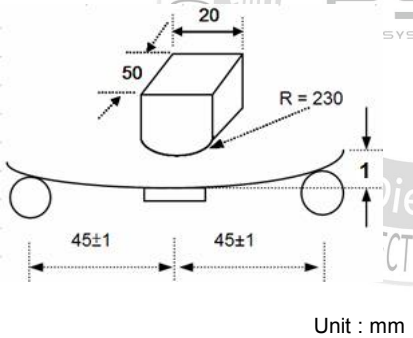


8. RELIABILITY TEST CONDITIONS AND REQUIREMENTS

No.	Item	Test Condition	Requirements																																																																																																																				
12.	High Temperature Load (Endurance)	<p>* Test temp. : X7R, X7S : 125±3°C. X6S : 105±3°C.</p> <p>* To apply voltage : (1) 10V≤Ur≤100V : 200% of rated voltage. or ≤6.3V or Cap.≥10μF : 150% of rated voltage. (2) 200V≤Ur≤500V : 150% of rated voltage. (3) =630V : 120% of rated voltage. (4) 100% of rated voltage for below range :</p> <table border="1"> <thead> <tr> <th>Size</th> <th>Dielectric</th> <th>Rated</th> <th>Capacitance</th> </tr> </thead> <tbody> <tr> <td rowspan="2">0201</td> <td rowspan="2">X5R/X7R/X7S/X6S</td> <td>≤10V</td> <td>C≥0.1μF</td> </tr> <tr> <td>≥16V</td> <td>C&gt;0.1μF</td> </tr> <tr> <td rowspan="2">0402</td> <td rowspan="2">X5R/X7R/X7S/X6S</td> <td>6.3V, 10V, 16V, 25V</td> <td>C≥1.0μF</td> </tr> <tr> <td>4V</td> <td>C≥22μF</td> </tr> <tr> <td rowspan="2">0603</td> <td rowspan="2">X5R/X7R/X7S/X6S</td> <td>6.3V,10V</td> <td>C≥4.7μF</td> </tr> <tr> <td>25V, 35V</td> <td>C≥1.0μF</td> </tr> <tr> <td rowspan="2">0805</td> <td rowspan="2">X5R/X7R/X7S/X6S</td> <td>4V</td> <td>C≥47μF</td> </tr> <tr> <td>6.3V</td> <td>C≥22μF</td> </tr> <tr> <td rowspan="2">1206</td> <td rowspan="2">X5R/X7R/X7S/X6S</td> <td>10V~50V</td> <td>C≥10μF</td> </tr> <tr> <td>≤6.3V</td> <td>C≥47μF</td> </tr> <tr> <td rowspan="2">1210</td> <td rowspan="2">X5R/X7R/X7S/X6S</td> <td>16V</td> <td>C≥47μF</td> </tr> <tr> <td>X7R</td> <td>≥100V</td> <td>C≥3.3μF</td> </tr> </tbody> </table> <p>(5) 150% of rated voltage for below range :</p> <table border="1"> <thead> <tr> <th>Size</th> <th>Dielectric</th> <th>Rated Voltage</th> <th>Capacitance</th> </tr> </thead> <tbody> <tr> <td rowspan="2">0201</td> <td rowspan="2">X5R/X7R/X7S/X6S</td> <td>16V/25V</td> <td>C≥0.1μF</td> </tr> <tr> <td>X7R</td> <td>16V</td> <td>C≥0.022μF</td> </tr> <tr> <td rowspan="2">0402</td> <td rowspan="2">X5R/X7R/X7S/X6S</td> <td>50V</td> <td>C≥0.1μF</td> </tr> <tr> <td>10~25V</td> <td>C≥0.22μF</td> </tr> <tr> <td rowspan="2">0603</td> <td rowspan="2">X7R</td> <td>≥50V</td> <td>C≥0.082μF</td> </tr> <tr> <td>X5R/X7R/X7S/X6S</td> <td>10V,16V, 50V</td> <td>C≥1.0μF</td> </tr> <tr> <td rowspan="2">0805</td> <td rowspan="2">X5R/X7R/X7S/X6S</td> <td>10~50V</td> <td>C≥4.7μF</td> </tr> <tr> <td>X5R/X7R/X7S</td> <td>50V</td> <td>C≥0.47μF</td> </tr> <tr> <td rowspan="2">1206</td> <td rowspan="2">X5R/X7R/X7S/X6S</td> <td>≥100V</td> <td>C≥0.12μF</td> </tr> <tr> <td>≥50V</td> <td>C≥1.0μF</td> </tr> <tr> <td rowspan="2">1210</td> <td rowspan="2">X5R/X7R/X7S/X6S</td> <td>≤100V</td> <td>C≥1.0μF</td> </tr> <tr> <td>X7R</td> <td>&gt;100V</td> <td>C≥0.22μF</td> </tr> <tr> <td rowspan="2">1812</td> <td rowspan="2">X7R</td> <td>≤50V</td> <td>C≥4.7μF</td> </tr> <tr> <td>100V</td> <td>C≥1.0μF</td> </tr> <tr> <td>1825</td> <td rowspan="2">X7R</td> <td rowspan="2">≥100V</td> <td rowspan="2">C≥1.0μF</td> </tr> <tr> <td>2220</td> </tr> <tr> <td>2225</td> </tr> </tbody> </table> <p>(6) 120% of rated voltage for below range :</p> <table border="1"> <thead> <tr> <th>Size</th> <th>Dielectric</th> <th>Rated Voltage</th> <th>Capacitance</th> </tr> </thead> <tbody> <tr> <td>2220</td> <td>X7R</td> <td>≥100V</td> <td>C≥15μF</td> </tr> </tbody> </table> <p>* Test time : 1000 +24/-0 hrs. * Before initial measurement (Class II only) : To apply de-gaging at 150°C for 1hr then set for 24±2 hrs at room temp. * Measurement to be made after keeping at room temp. for 48±4 hrs (Class II). ** De-rating conditions :</p> <p>The graph plots the ratio of operating voltage to rated voltage (in %) against the temperature at the product (in °C). Three curves are shown for different temperatures: 125°C (solid line), 105°C (dashed line), and 85°C (dotted line). All curves start at 100% at 25°C and decrease linearly as temperature increases. The 125°C curve reaches approximately 70% at 150°C, the 105°C curve reaches approximately 60% at 150°C, and the 85°C curve reaches approximately 50% at 150°C.</p>	Size	Dielectric	Rated	Capacitance	0201	X5R/X7R/X7S/X6S	≤10V	C≥0.1μF	≥16V	C>0.1μF	0402	X5R/X7R/X7S/X6S	6.3V, 10V, 16V, 25V	C≥1.0μF	4V	C≥22μF	0603	X5R/X7R/X7S/X6S	6.3V,10V	C≥4.7μF	25V, 35V	C≥1.0μF	0805	X5R/X7R/X7S/X6S	4V	C≥47μF	6.3V	C≥22μF	1206	X5R/X7R/X7S/X6S	10V~50V	C≥10μF	≤6.3V	C≥47μF	1210	X5R/X7R/X7S/X6S	16V	C≥47μF	X7R	≥100V	C≥3.3μF	Size	Dielectric	Rated Voltage	Capacitance	0201	X5R/X7R/X7S/X6S	16V/25V	C≥0.1μF	X7R	16V	C≥0.022μF	0402	X5R/X7R/X7S/X6S	50V	C≥0.1μF	10~25V	C≥0.22μF	0603	X7R	≥50V	C≥0.082μF	X5R/X7R/X7S/X6S	10V,16V, 50V	C≥1.0μF	0805	X5R/X7R/X7S/X6S	10~50V	C≥4.7μF	X5R/X7R/X7S	50V	C≥0.47μF	1206	X5R/X7R/X7S/X6S	≥100V	C≥0.12μF	≥50V	C≥1.0μF	1210	X5R/X7R/X7S/X6S	≤100V	C≥1.0μF	X7R	>100V	C≥0.22μF	1812	X7R	≤50V	C≥4.7μF	100V	C≥1.0μF	1825	X7R	≥100V	C≥1.0μF	2220	2225	Size	Dielectric	Rated Voltage	Capacitance	2220	X7R	≥100V	C≥15μF	<p>* No remarkable damage. * Cap. change : X7R/X7S/X6S/X5R : Within ±12.5% for ≥10V**, within ±25% for ≤6.3V. **10V : Within ±25% for 0603≥4.7μF, 0402≥1μF, 0201≥0.1μF. * D.F. : ≤200% of initial requirement. * I.R. : ≥10V, ≥1GΩ or RxC≥50Ω-F, whichever is smaller. Except :</p> <table border="1"> <thead> <tr> <th>Rated voltage</th> <th>I.R.</th> </tr> </thead> <tbody> <tr> <td>100V : All X7R; 1210≥3.3μF</td> <td rowspan="6">≥1GΩ or RxC≥10Ω-F, whichever is smaller</td> </tr> <tr> <td>50V : 0402&gt;0.01μF, 0603≥1μF, 0805≥1μF, 1206≥4.7μF, 1210≥4.7μF</td> </tr> <tr> <td>35V : 0603≥1μF, 0805≥2.2μF, 1206≥2.2μF, 1210≥10μF</td> </tr> <tr> <td>25V : 0201≥0.1μF, 0402≥0.22μF, 0603≥2.2μF, 0805≥2.2μF, 1206≥10μF, 1210≥10μF</td> </tr> <tr> <td>16V : 0201≥0.1μF, 0402≥0.22μF, 0603≥1μF, 0805≥2.2μF, 1206≥10μF, 1210≥47μF</td> </tr> <tr> <td>10V : 0201≥47nF, 0402≥0.47μF, 0603≥0.47μF, 0805≥2.2μF, 1206≥4.7μF, 1210≥47μF</td> </tr> <tr> <td colspan="2">6.3V, 4V; All X6S/X7S items; Size≥1812</td> </tr> </tbody> </table>	Rated voltage	I.R.	100V : All X7R; 1210≥3.3μF	≥1GΩ or RxC≥10Ω-F, whichever is smaller	50V : 0402>0.01μF, 0603≥1μF, 0805≥1μF, 1206≥4.7μF, 1210≥4.7μF	35V : 0603≥1μF, 0805≥2.2μF, 1206≥2.2μF, 1210≥10μF	25V : 0201≥0.1μF, 0402≥0.22μF, 0603≥2.2μF, 0805≥2.2μF, 1206≥10μF, 1210≥10μF	16V : 0201≥0.1μF, 0402≥0.22μF, 0603≥1μF, 0805≥2.2μF, 1206≥10μF, 1210≥47μF	10V : 0201≥47nF, 0402≥0.47μF, 0603≥0.47μF, 0805≥2.2μF, 1206≥4.7μF, 1210≥47μF	6.3V, 4V; All X6S/X7S items; Size≥1812	
Size	Dielectric	Rated	Capacitance																																																																																																																				
0201	X5R/X7R/X7S/X6S	≤10V	C≥0.1μF																																																																																																																				
		≥16V	C>0.1μF																																																																																																																				
0402	X5R/X7R/X7S/X6S	6.3V, 10V, 16V, 25V	C≥1.0μF																																																																																																																				
		4V	C≥22μF																																																																																																																				
0603	X5R/X7R/X7S/X6S	6.3V,10V	C≥4.7μF																																																																																																																				
		25V, 35V	C≥1.0μF																																																																																																																				
0805	X5R/X7R/X7S/X6S	4V	C≥47μF																																																																																																																				
		6.3V	C≥22μF																																																																																																																				
1206	X5R/X7R/X7S/X6S	10V~50V	C≥10μF																																																																																																																				
		≤6.3V	C≥47μF																																																																																																																				
1210	X5R/X7R/X7S/X6S	16V	C≥47μF																																																																																																																				
		X7R	≥100V	C≥3.3μF																																																																																																																			
Size	Dielectric	Rated Voltage	Capacitance																																																																																																																				
0201	X5R/X7R/X7S/X6S	16V/25V	C≥0.1μF																																																																																																																				
		X7R	16V	C≥0.022μF																																																																																																																			
0402	X5R/X7R/X7S/X6S	50V	C≥0.1μF																																																																																																																				
		10~25V	C≥0.22μF																																																																																																																				
0603	X7R	≥50V	C≥0.082μF																																																																																																																				
		X5R/X7R/X7S/X6S	10V,16V, 50V	C≥1.0μF																																																																																																																			
0805	X5R/X7R/X7S/X6S	10~50V	C≥4.7μF																																																																																																																				
		X5R/X7R/X7S	50V	C≥0.47μF																																																																																																																			
1206	X5R/X7R/X7S/X6S	≥100V	C≥0.12μF																																																																																																																				
		≥50V	C≥1.0μF																																																																																																																				
1210	X5R/X7R/X7S/X6S	≤100V	C≥1.0μF																																																																																																																				
		X7R	>100V	C≥0.22μF																																																																																																																			
1812	X7R	≤50V	C≥4.7μF																																																																																																																				
		100V	C≥1.0μF																																																																																																																				
1825	X7R	≥100V	C≥1.0μF																																																																																																																				
2220																																																																																																																							
2225																																																																																																																							
Size	Dielectric	Rated Voltage	Capacitance																																																																																																																				
2220	X7R	≥100V	C≥15μF																																																																																																																				
Rated voltage	I.R.																																																																																																																						
100V : All X7R; 1210≥3.3μF	≥1GΩ or RxC≥10Ω-F, whichever is smaller																																																																																																																						
50V : 0402>0.01μF, 0603≥1μF, 0805≥1μF, 1206≥4.7μF, 1210≥4.7μF																																																																																																																							
35V : 0603≥1μF, 0805≥2.2μF, 1206≥2.2μF, 1210≥10μF																																																																																																																							
25V : 0201≥0.1μF, 0402≥0.22μF, 0603≥2.2μF, 0805≥2.2μF, 1206≥10μF, 1210≥10μF																																																																																																																							
16V : 0201≥0.1μF, 0402≥0.22μF, 0603≥1μF, 0805≥2.2μF, 1206≥10μF, 1210≥47μF																																																																																																																							
10V : 0201≥47nF, 0402≥0.47μF, 0603≥0.47μF, 0805≥2.2μF, 1206≥4.7μF, 1210≥47μF																																																																																																																							
6.3V, 4V; All X6S/X7S items; Size≥1812																																																																																																																							



8. RELIABILITY TEST CONDITIONS AND REQUIREMENTS

No.	Item	Test Condition	Requirements				
13.	Adhesive Strength of Termination (Robustness of termination)	<p>* Capacitors mounted on a substrate. A force of 5N(<math>\leq 0603</math>) or 10N(<math>&gt;0603</math>) applied perpendicular to the place of substrate and parallel the line joining the center of terminations for <math>10 \pm 1</math> second.</p> 	<p>* No remarkable damage or removal of the terminations.</p>				
14.	Resistance to Flexure of Substrate (Substrate bending test)	<p>* The middle part of substrate shall be pressurized by means of the pressurizing rod at a rate of about 1mm per second until the deflection becomes 1mm.</p> 	<p>* No remarkable damage.</p> <table border="1" data-bbox="805 1041 1500 1120"> <thead> <tr> <th>Dielectric</th> <th>Cap. Change</th> </tr> </thead> <tbody> <tr> <td>X7R/X7S/X6S/X5R</td> <td>Within <math>\pm 12.5\%</math></td> </tr> </tbody> </table> <p>(This capacitance change means the change of capacitance under specified flexure of substrate from the capacitance measured before the test)</p>	Dielectric	Cap. Change	X7R/X7S/X6S/X5R	Within $\pm 12.5\%$
Dielectric	Cap. Change						
X7R/X7S/X6S/X5R	Within $\pm 12.5\%$						
15.	Vibration Resistance	<p>* Vibration frequency : 10~55 Hz/min.                      * Total amplitude : 1.5mm.                      * Test time : 6 hrs. (Two hrs each in three mutually perpendicular directions)                      * Before initial measurement (Class II only) : To apply de-aging at 150°C for 1hr then set for <math>24 \pm 2</math> hrs at room temp.                      * Measurement to be made after keeping at room temp. for <math>48 \pm 4</math> hrs (Class II).</p>	<p>* No remarkable damage.                      * Cap. change and D.F. : To meet initial spec.</p>				

**9. PACKAGE DIMENSION AND QUANTITY**

Size	Thickness (mm)	Paper tape		Plastic tape	
		7" reel	13" reel	7" reel	13" reel
0201(0603)	0.30±0.03	15k	70k	-	-
	0.30±0.05	15k	-	-	-
	0.30±0.09	15k	-	-	-
0402(1005)	0.50±0.05	10k	50k	-	-
	0.50 +0.02/-0.05	10k	50k	-	-
	0.50±0.20	10k	-	-	-
0603(1608)	0.50±0.10	4k	-	-	-
	0.80±0.07	4k	15k	-	-
	0.80 +0.15/-0.10	4k	15k	-	-
0805(2012)	0.50±0.10	4k	15k	-	-
	0.60±0.10	4k	15k	-	-
	0.80±0.10	4k	15k	-	-
	0.85±0.10	4k	15k	-	-
	1.25±0.10	-	-	3k	10k
1206(3216)	0.80±0.10	4k	15k	-	-
	0.85±0.10	4k	15k	-	-
	0.95±0.10	-	-	3k	10k
	1.15±0.15	-	-	3k	10k
	1.25±0.10	-	-	3k	10k
	1.60±0.20	-	-	2k	10k
	1.60 +0.30/-0.10	-	-	2k	9k
1210(3225)	0.85±0.10	-	-	3k	10k
	0.95±0.10	-	-	3k	10k
	1.25±0.10	-	-	3k	10k
	1.60±0.20	-	-	2k	-
	2.00±0.20	-	-	1k	6k
1808(4520)	2.50±0.30	-	-	1k	6k
	1.25±0.10	-	-	2k	10k
	1.60±0.20	-	-	2k	8k
1812(4532)	2.00±0.20	-	-	1k	6k
	2.00±0.20	-	-	1k	5k
	1.60±0.20	-	-	1k	-
	2.00±0.20	-	-	1k	-
	2.50±0.30	-	-	0.5k	3k
1825(4563)	2.80±0.30	-	-	0.5k	-
	3.10±0.30	-	-	0.5k	-
	1.60±0.20	-	-	1k	-
	2.00±0.20	-	-	1k	-
	2.50±0.30	-	-	0.5k	-
2220(5750)	2.80±0.30	-	-	0.5k	-
	3.10±0.30	-	-	-	1k
	1.60±0.20	-	-	1k	-
	2.00±0.20	-	-	1k	-
	2.50±0.30	-	-	0.5k	-
2225(5763)	2.80±0.30	-	-	0.5k	-
	1.60±0.20	-	-	1k	-
	2.00±0.20	-	-	1k	-

Unit : pcs

**9. PACKAGE DIMENSION AND QUANTITY**

**9.1. EMBOSSED TAPE DIMENSIONS**

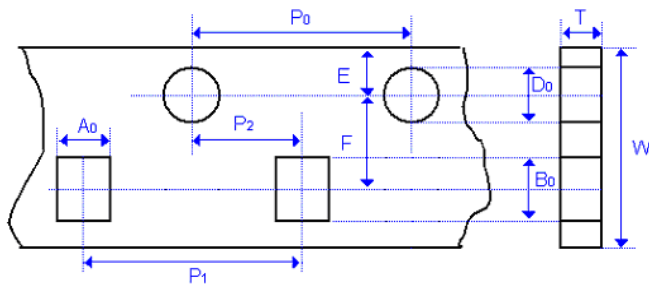


Fig. 9.1 The dimension of paper tape

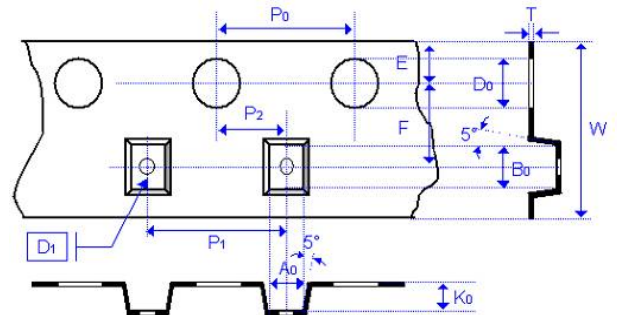


Fig. 9.2 The dimension of plastic tape

Size	0201	0402	0603	0805	
Chip Thickness	0.30±0.03	0.50±0.05 0.50±0.10	0.80±0.07 0.80 +0.15/-0.1	0.80±0.10	1.25±0.10 1.25±0.20
A <sub>0</sub>	0.40±0.10	0.70±0.20	1.05 ±0.30	1.50±0.20	<1.80
B <sub>0</sub>	0.70±0.10	1.20±0.20	1.80±0.30	2.30±0.20	<2.70
T	≤0.55	≤0.80	≤1.20	0.95±0.05	0.23±0.05
K <sub>0</sub>	-	-	-	-	<2.50
W	8.00±0.30	8.00±0.30	8.00±0.30	8.00±0.10	8.00±0.10
P <sub>0</sub>	4.00±0.10	4.00±0.10	4.00±0.10	4.00±0.10	4.00±0.10
10xP <sub>0</sub>	40.00±0.10	40.00±0.10	40.00±0.20	40.00±0.20	40.00±0.20
P <sub>1</sub>	2.00±0.05	2.00±0.05	4.00±0.10	4.00±0.10	4.00±0.10
P <sub>2</sub>	2.00±0.05	2.00±0.05	2.00±0.05	2.00±0.05	2.00±0.05
D <sub>0</sub>	1.50+0.1/-0	1.50+0.1/-0	1.50+0.1/-0	1.50 +0.10/-0	1.50 +0.10/-0
D <sub>1</sub>	-	-	-	-	1.00±0.10
E	1.75±0.10	1.75±0.10	1.75±0.10	1.75±0.05	1.75±0.10
F	3.50±0.05	3.50±0.05	3.50±0.05	3.50±0.05	3.50±0.05
Unit :	mm	mm	mm	mm	mm

Size	1206			1210	
Chip Thickness	0.80±0.10	0.95±0.10 1.25±0.10	1.60±0.20 1.60+0.3/-0/1	0.95±0.10 1.25±0.10 1.60±0.20	2.50±0.30
A <sub>0</sub>	2.00±0.10	<2.00	<2.50	<3.05	<3.20
B <sub>0</sub>	3.50±0.50	<3.70	<4.00	<3.80	<4.00
T	0.95±0.05	0.23±0.05	0.23±0.05	0.23±0.05	0.23±0.05
K <sub>0</sub>	-	<2.50	<2.50	<2.50	<3.50
W	8.00±0.10	8.00±0.10	8.00±0.10	8.00±0.10	8.00±0.10
P <sub>0</sub>	4.00±0.10	4.00±0.10	4.00±0.10	4.00±0.10	4.00±0.10
10xP <sub>0</sub>	40.00±0.20	40.00±0.20	40.00±0.20	40.00±0.20	40.00±0.20
P <sub>1</sub>	4.00±0.10	4.00±0.10	4.00±0.10	4.00±0.10	4.00±0.10
P <sub>2</sub>	2.00±0.05	2.00±0.05	2.00±0.05	2.00±0.05	2.00±0.05
D <sub>0</sub>	1.50 +0.10/-0	1.50 +0.10/-0	1.50 +0.10/-0	1.50 +0.10/-0	1.50 +0.10/-0
D <sub>1</sub>	-	1.00±0.10	1.50±0.10	1.50±0.10	1.00±0.10
E	1.75±0.10	1.75±0.10	1.75±0.10	1.75±0.10	1.75±0.10
F	3.50±0.05	3.50±0.05	3.50±0.05	3.50±0.05	3.50±0.05
Unit :	mm	mm	mm	mm	mm

**9. PACKAGE DIMENSION AND QUANTITY**

Size	1812			1825	
Chip Thickness	1.25±0.10 1.60±0.20 2.00±0.20	2.50±0.30 2.80±0.30	3.10±0.30	1.60±0.20 2.00±0.20	2.50±0.30 2.80±0.30
A <sub>0</sub>	<3.90	<3.90	<3.90	<6.80	<6.80
B <sub>0</sub>	<5.30	<5.30	<5.30	<5.30	<5.30
T	0.25±0.05	0.25±0.05	0.25±0.05	0.30±0.10	0.30±0.10
K <sub>0</sub>	<2.50	<3.00	<3.60	<2.50	<3.10
W	12.00±0.20	12.00±0.20	12.00±0.20	12.00±0.20	12.00±0.20
P <sub>0</sub>	4.00±0.10	4.00±0.10	4.00±0.10	4.00±0.10	4.00±0.10
10xP <sub>0</sub>	40.00±0.20	40.00±0.20	40.00±0.20	40.00±0.20	40.00±0.20
P <sub>1</sub>	8.00±0.10	8.00±0.10	8.00±0.10	8.00±0.10	8.00±0.10
P <sub>2</sub>	2.00±0.05	2.00±0.05	2.00±0.05	2.00±0.05	2.00±0.05
D <sub>0</sub>	1.50 +0.10/-0	1.50 +0.10/-0	1.50 +0.10/-0	1.50 +0.10/-0	1.50 +0.10/-0
D <sub>1</sub>	1.50±0.10	1.50±0.10	1.50±0.10	1.50±0.10	1.50±0.10
E	1.75±0.10	1.75±0.10	1.75±0.10	1.75±0.10	1.75±0.10
F	5.50±0.05	5.50±0.05	5.50±0.05	5.50±0.05	5.50±0.05
Unit :	mm	mm	mm	mm	mm

Size	2220			2225	
Chip Thickness	1.40±0.15 1.60±0.20 2.00±0.20	2.50±0.30 2.80±0.30	3.10±0.30	1.60±0.20 2.00±0.20	2.50±0.30 2.80±0.30
A <sub>0</sub>	<5.80	<6.80	<5.60	<6.80	<6.80
B <sub>0</sub>	<6.50	<6.50	<6.50	<6.50	<6.50
T	0.30±0.10	0.30±0.10	0.30±0.10	0.30±0.10	0.30±0.10
K <sub>0</sub>	<2.50	<3.10	<4.20	<2.50	<3.10
W	12.00±0.20	12.00±0.20	12.00±0.20	12.00±0.20	12.00±0.20
P <sub>0</sub>	4.00±0.10	4.00±0.10	4.00±0.10	4.00±0.10	4.00±0.10
10xP <sub>0</sub>	40.00±0.20	40.00±0.20	40.00±0.20	40.00±0.20	40.00±0.20
P <sub>1</sub>	8.00±0.10	8.00±0.10	8.00±0.10	8.00±0.10	8.00±0.10
P <sub>2</sub>	2.00±0.05	2.00±0.05	2.00±0.05	2.00±0.05	2.00±0.05
D <sub>0</sub>	1.50 +0.10/-0	1.50 +0.10/-0	1.50 +0.10/-0	1.50 +0.10/-0	1.50 +0.10/-0
D <sub>1</sub>	1.50±0.10	1.50±0.10	1.50±0.10	1.50±0.10	1.50±0.10
E	1.75±0.10	1.75±0.10	1.75±0.10	1.75±0.10	1.75±0.10
F	5.50±0.05	5.50±0.05	5.50±0.05	5.50±0.05	5.50±0.05
Unit :	mm	mm	mm	mm	mm

**9. PACKAGE DIMENSION AND QUANTITY**

**9.2. REEL DIMENSIONS**

Size	0201, 0402, 0603, 0805, 1206, 1210		1808, 1812, 1825, 2220, 2225	2220, 2225
Reel size	7"	13"	7"	13"
C	13.0 +0.5/-0.2	13.0 +0.7/-0.3	13.0 +0.5/-0.2	13.5 ±0.5
W <sub>1</sub>	8.4+1.5	8.4+1.5	12.2 +2.0/-0	12.2 +2.0/-0
W	14.4max	14.4max	shall accommodate tape width without interference	
A	178.0 ±0.10	330.0 ±1.0	178.0 ±0.10	330.0 ±1.0
N	60.0 +1.0/-0	100 ±1.0	60.0 +1.0/-0	100 ±1.0

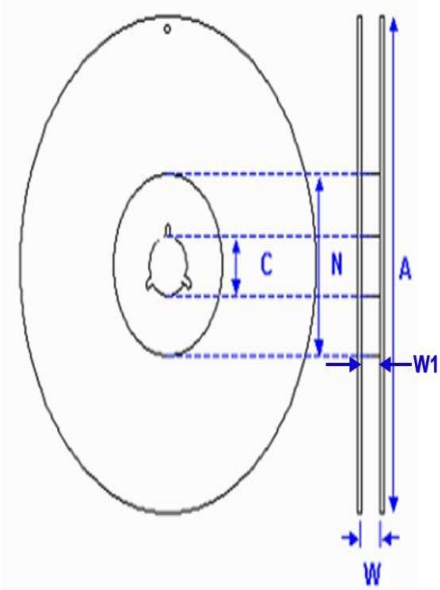


Fig. 9.3 The dimension of reel

## 10. APPLICATION NOTES

### STORAGE

To prevent the damage of solderability of terminations, the following storage conditions are recommended :

Indoors under 5 ~ 40°C and 20% ~ 70% RH.

No harmful gases containing sulfuric acid, ammonia, hydrogen sulfide or chlorine.

Packaging should not be opened until the capacitors are required for use. If opened, the pack should be re-sealed as soon as is practicable. Taped product should be stored out of direct sunlight, which might promote deterioration in tape or adhesion performance. The product is recommended to be used within 12 months after shipment and checked the solderability before use.

### HANDLING

Chip capacitors are dense, hard, brittle, and abrasive materials. They are liable to suffer mechanical damage, in the form of cracks or chips. Chip Capacitors should be handled with care to avoid contamination or damage. To use vacuum or plastic tweezers to pick up or plastic tweezers is recommended for manual placement. Tape and reeled packages are suitable for automatic pick and placement machine.

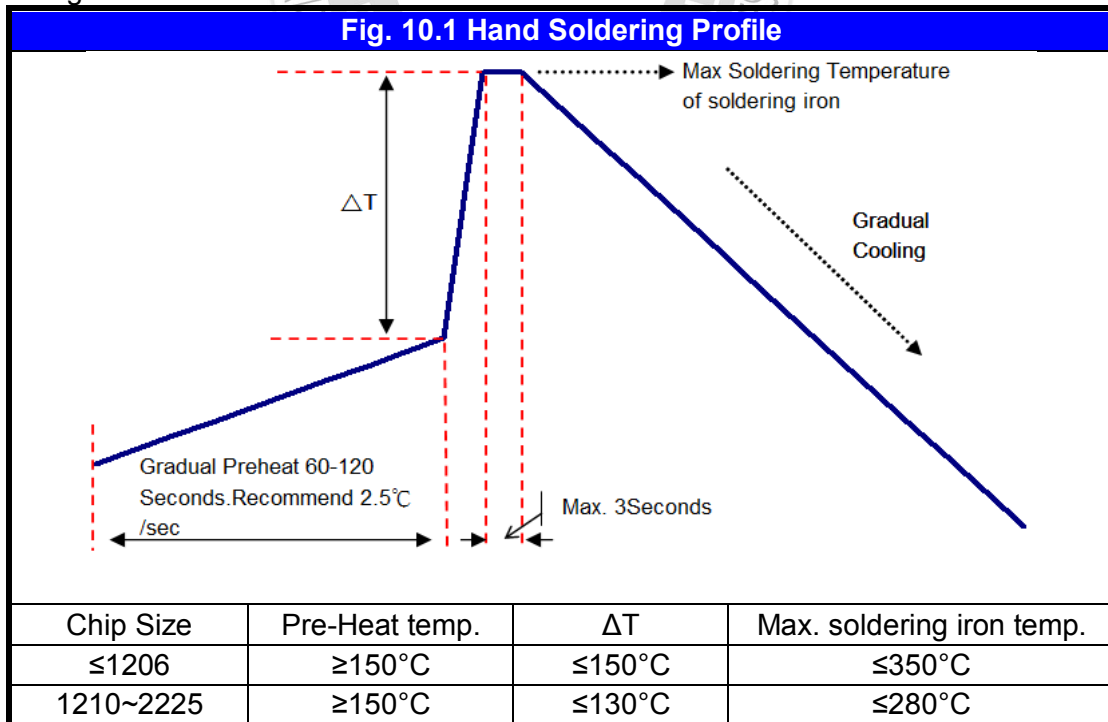
### PREHEAT

In order to minimize the risk of thermal shock during soldering, a carefully controlled preheat is required. The rate of preheat should not exceed 3°C per second.

### SOLDERING

Use mildly activated rosin fluxes do not use activated flux. The amount of solder in each solder joint should be controlled to prevent the damage of chip capacitors caused by the stress between solder, chips, and substrate.

a.) Hand soldering :



\* Soldering iron tip diameter  $\leq 1.0$  mm and wattage max. 20W.

\* The Capacitors shall be pre-heated and that the temperature gradient between the devices and the tip of the soldering iron.

\* The required amount of solder shall be melted on the soldering tip.

\* The tip of iron should not contact the ceramic body directly.

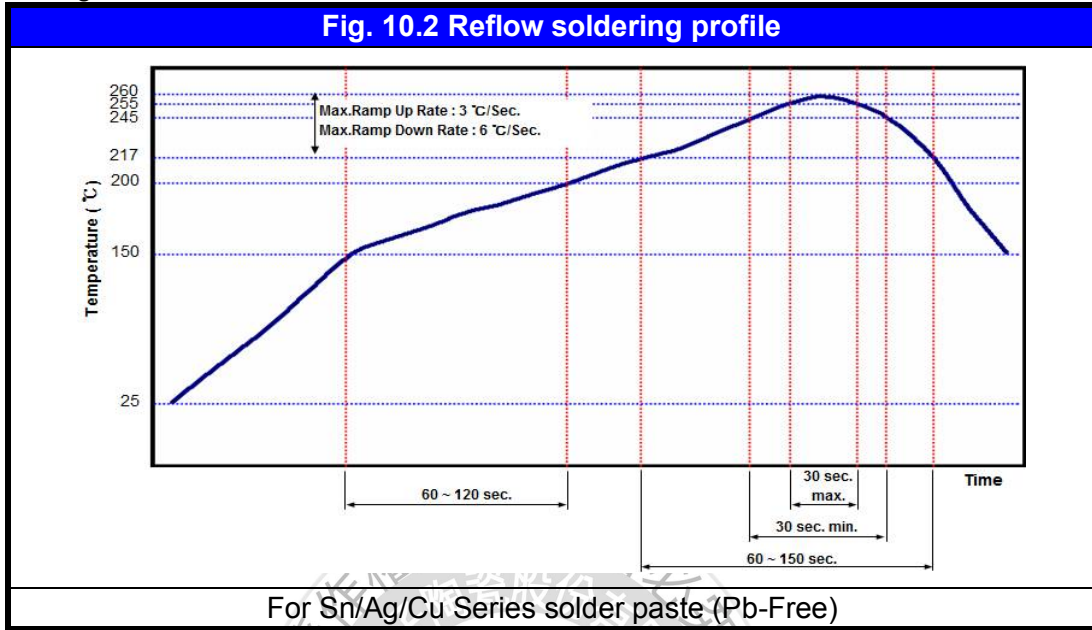
\* The Capacitors shall be cooled gradually at room temperature after soldering.

\* Forced air cooling is not allowed.

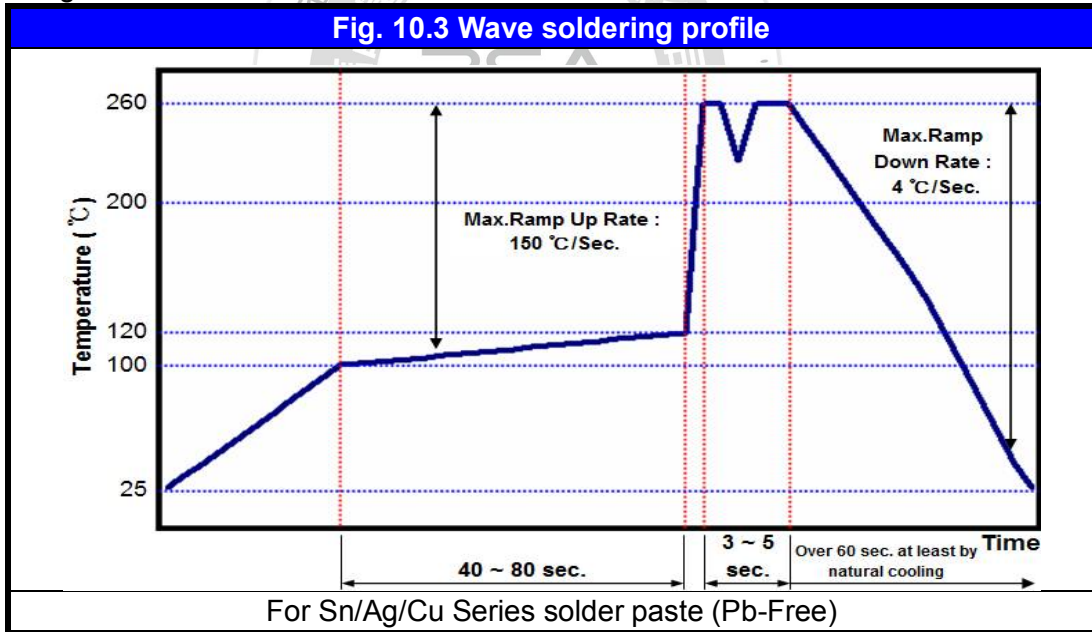


**10. APPLICATION NOTES**

b.) Reflow soldering :



c.) Wave soldering :



Soldering conditions :

Class I :

Size Inch (mm)	Temper. Char.	Capacitance	Condition	
			Wave	Reflow
≤0402 (1005)	Class I	All	X	O
0603 (1608)	Class I	All	O	O
0805 (2012)	Class I	All	O	O
1206 (3216)	Class I	All	O	O
		Thickness >0.95mm	X	O
≥1210 (3225)	Class I	All	X	O
Coating Products	All	All	X	O

**10. APPLICATION NOTES**

Soldering conditions :  
 Class II :

Size Inch (mm)	Temper. Char.	Capacitance	Condition	
			Wave	Reflow
≤0402 (1005)	Class II	All	X	O
0603 (1608)	Class II	Cap. <2.2μF	O	O
		Cap. ≥2.2μF	X	O
0805 (2012)	Class II	Thickness ≤ 0.95mm	O	O
		Thickness > 0.95mm	X	O
1206 (3216)	Class II	Thickness ≤ 0.95mm	O	O
		Thickness > 0.95mm	X	O
≥1210 (3225)	Class II	All	X	O
Coating Products	All	All	X	O

Soldering height :

The solder climbing minimum height is suggesting to 25% of chip thickness or 500um whichever is less.  
 (Reference from IPC-610E)

The diagram illustrates a cross-section of a chip on a substrate. A vertical double-headed arrow on the left indicates the 'Chip Thickness'. A horizontal dashed line with a vertical arrow pointing down from the top surface of the chip indicates the 'Soldering Height'.

**COOLING**

After soldering, cool the chips and the substrate gradually to room temperature. Natural cooling in air is recommended to minimize stress in the solder joint.

**CLEANING**

All flux residues must be removed by using suitable electronic-grade vapor-cleaning solvents to eliminate contamination that could cause electrolytic surface corrosion. Good results can be obtained by using ultrasonic cleaning of the solvent. The choice of the proper system is depends upon many factors such as component mix, flux, and solder paste and assembly method. The ability of the cleaning system to remove flux residues and contamination from under the chips is very important.

## X-ON Electronics

Largest Supplier of Electrical and Electronic Components

*Click to view similar products for [Multilayer Ceramic Capacitors MLCC - SMD/SMT](#) category:*

*Click to view products by [Prosperity](#) manufacturer:*

Other Similar products are found below :

[M39014/02-1218V](#) [M39014/02-1225V](#) [M39014/22-0631](#) [D55342E07B523DR-T/R](#) [NCA1206X7R103K50TRPF](#) [NCA1206X7R104K16TRPF](#)  
[NIN-FC2R7JTRF](#) [NMC0402NPO220J50TRPF](#) [NMC0402X5R105K6.3TRPF](#) [NMC0402X5R224K6.3TRPF](#) [NMC0402X7R103J25TRPF](#)  
[NMC0402X7R392K50TRPF](#) [NMC0603NPO201J50TRPF](#) [NMC0603X7R333K16TRPF](#) [NMC0805NPO820J50TRPF](#)  
[NMC0805X7R224K16TRPLPF](#) [NMC1206X7R102K50TRPF](#) [NMC1206X7R106K10TRPLPF](#) [NMC1206X7R475K10TRPLPF](#)  
[C1608C0G2A221J](#) [C1608X7R1E334K](#) [C2012C0G2A472J](#) [2220J2K00562KXT](#) [CDR33BX104AKUR](#) [CDR33BX683AKUS](#)  
[CGA3E1X7R1C684K](#) [CL10C0R8BB8ANNC](#) [C1005X5R0G225M](#) [C2012X7R2E223K](#) [C3216C0G2J272J](#) [D55342E07B35E7R-T/R](#)  
[NMC0402X7R562J25TRPF](#) [NMC0603NPO102J25TRPF](#) [NMC1206X7R332K50TRPF](#) [726632-1](#) [CGA6M3X7R1H225K](#)  
[CGA5L2X7R2A105K](#) [CGA3E2X8R1H223K](#) [CDR33BX823AKUR\M500](#) [CDR35BX474AKUR\M500](#) [CDR35BX104BKUR\M500](#) [69995D](#)  
[NMC0201X5R473K6.3TRPF](#) [NMC0201X7R221K25TRPF](#) [NMC0402X5R105K10TRPF](#) [NMC0402X5R224K10TRPF](#)  
[NMC0603X7R104J25TRPF](#) [NMC0603X7R223K25TRPF](#) [NMC0805NPO100J50TRPF](#) [NMC0805X7R104M50TRPF](#)