



SPECIFICATION FOR APPROVAL

CUSTOMER	_____
CUST. PART NO.	_____
CUST. DOC. REV.	_____
DESCRIPTION	HIGH CURRENT POWER CHOKE(ROHS+H.F)
SAMPLE LOT NO.	S201809-0056
PART NO.	MCS0530-XXXMN2
DOC. REV.	ORIG
DATE	9/18/'18

Once you approve this part, please sign and return this page to the following marked location.

Customer Signature: _____ Date: _____

This part currently development section.

Production line can produce this series of products.

Sales Office-Headquarter

No. 566-1, Kao-Shi Rd., Yangmei, Taoyuan 32668,
Taiwan
TEL: +886-3-475-3355
FAX: +886-3-485-4959

Yong Zhou Plant

Tao-Yuan Rd., Fenghuang Park, Lengshuitan
District, Yongzhou, Hunan 425000, P.R.C.
TEL: +86-746-8610-180
FAX: +86-746-8610-181

Sales Office-Dong Guan,China

No.638,Mei Jing West Road Xiniupo Administrative
Zone Dalang Town,Dong Guan City,GuangDong
Province,China.
TEL: +86-769-8555-0979
FAX: +86-769-8555-0972

TESTED BY	CHECKED BY	APPROVED BY
Zhikai Deng	Tieqiao Gong	Shengjun Zhou

PROSPERITY DIELECTRICS CO., LTD.



TABLE OF CONTENTS

INDEX	Page
■ Engineering Change Notice - Record	2
■ Product Identification	3
■ Product Dimension	3
■ Marking and Date code	3
■ Electrical Spec.	4
■ Reliability Performance	5
■ Reflow Chart	6
■ Package Form	7
■ Test Report	



SPECIFICATION FOR APPROVAL

CUSTOMER	CUSTOMER P/N	REV. —	SPL. LOT NO. S201809-0056	
PART NAME HIGH CURRENT POWER CHOKE(ROHS+H.F)	PART NO. MCS0530-XXXMN2	REV. ORIG	DATE OF ISSUE 9/18/'18	Q'TY 0 PCS

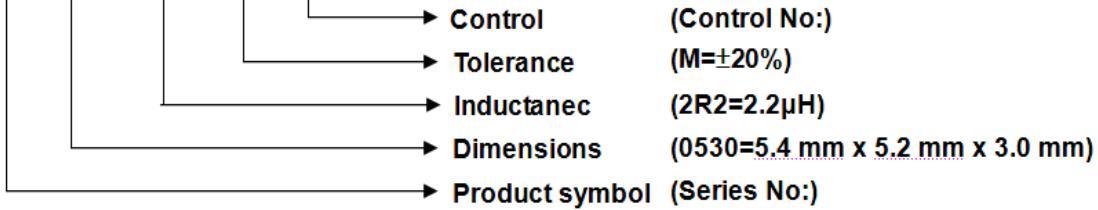
ENGINEERING CHANGE NOTICE - RECORD

REVISION NO.	REVISION DESCRIPTION	AUTHOR	DATE	REMARK
ORIG		<i>Zhikai Deng</i>	9/18/'18	

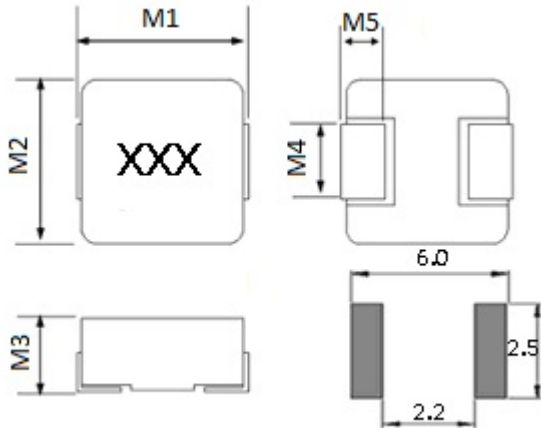
※This is a RoHS and REACH compliant product whose related documents are available on request.
 ※Graphic is only for dimensionally application.

1. PRODUCT IDENTIFICATION

MCS 0530-□□□ □□□



2. PRODUCT DIMENSION

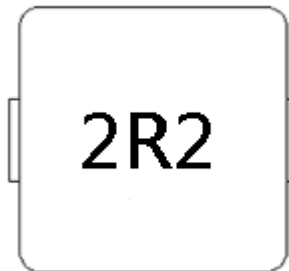


UNIT: mm

	DIM.	TOL.
M1	5.4	±0.3
M2	5.2	±0.3
M3	3.0	Max
M4	2.2	±0.3
M5	1.2	±0.2

3. MARKING AND DATE CODE

Marking ex:2.2uH →2R2



4. ELECTRICAL SPEC.

PART NO.	Inductance (uH)±20%	DCR mΩ Typical 25°C	DCR mΩ MAX.25°C	Rated Current Typical (A)	I sat Typical (A)
MCS0530-R20MN2	0.20	3.5	3.9	18.0	14.5
MCS0530-R47MN2	0.47	7.4	8.5	13.5	12.0
MCS0530-R68MN2	0.68	11	12	8.5	14.0
MCS0530-1R0MN2	1.0	13	14	7.0	11.0
MCS0530-1R2MN2	1.2	15	16	6.5	11.0
MCS0530-1R5MN2	1.5	20	25	6.0	8.5
MCS0530-2R2MN2	2.2	25	29	5.5	7.5
MCS0530-3R3MN2	3.3	32	38	5.0	6.0
MCS0530-4R7MN2	4.7	50	60	3.5	5.0
MCS0530-6R8MN2	6.8	75	90	3.0	4.0
MCS0530-100MN2	10	110	125	2.5	3.5

TEST INSTRUMENT: CHROMA 16502 、Zentech1320+Zentech3305

- (1). Test Freq : 100KHz , 0.5V
- (2). All test data is referenced to 25°C ambient.
- (3). Operating Temperature Range -55°C to +125°C.
- (4). Rated Current: DC current(A)that will cause an approximate ΔT of 40°C.
- (5). I sat: DC current(A)that will cause L_o to drop approximately 30%.
- (6). The part temperature(ambient +temp rise)should not exceed 125°C under worst case operating conditions. Circuit design, component placement, PWB trace size and thickness, airflow and other cooling provisions all affect the part temperature Part temperature should be verified

5. RELIABILITY PERFORMANCE

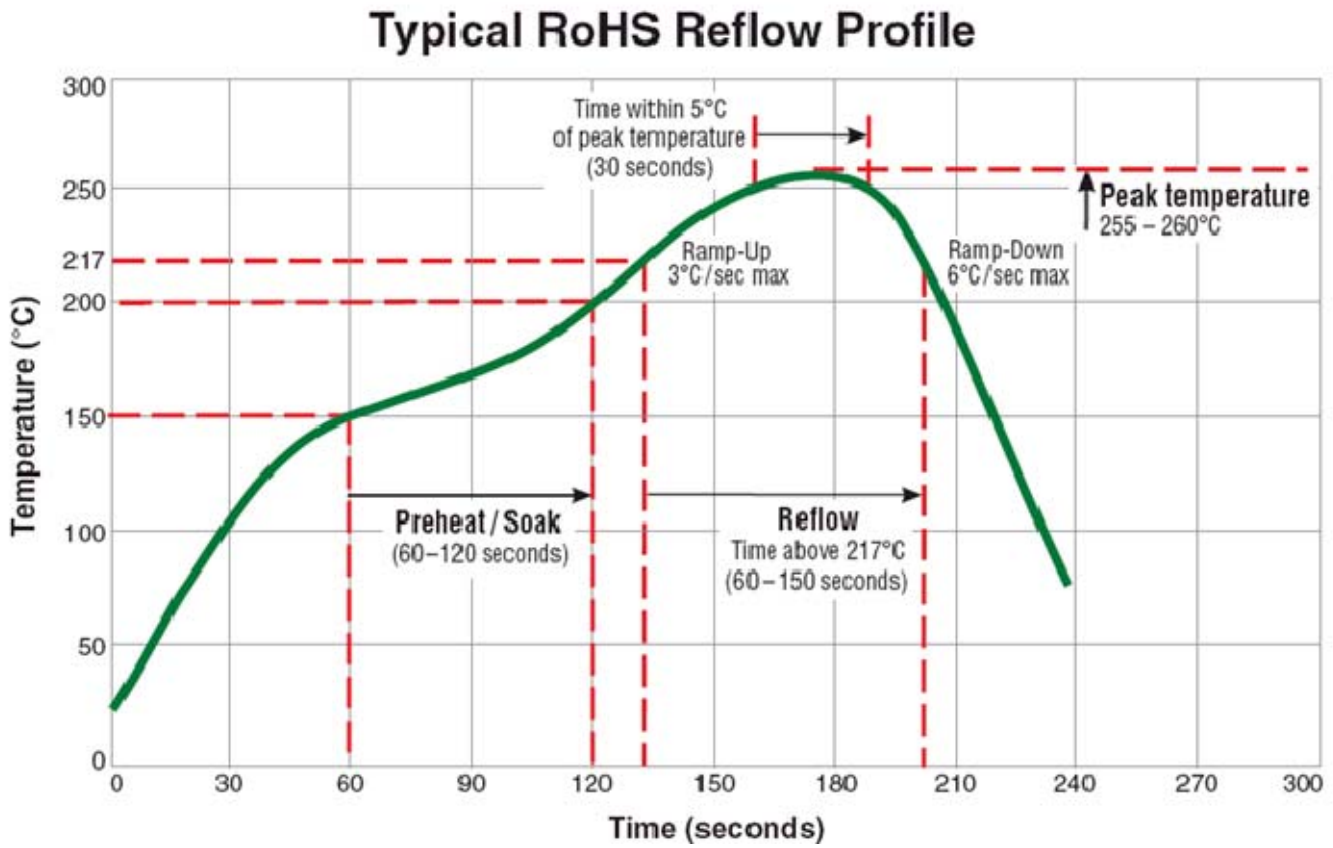
Reliability Experiment For Electrical

Test Item	Test Condition	Standard Source
Humidity Test	+40°C± 2°C, humidity of 90% ± 5% (total 96 hours).	MIL-STD-202G Method 103B Test Condition B
High Temperature Test	1.Temperature: +125°C±2°C 2.Test time: 48±2hrs	IEC 68-2 Test Condition B
Low Temperature Test	1.Temperature: -40°C±2°C 2.Test time: 48±2hrs	IEC 68-2 Test Condition A
Thermal Shock	+125°C±5°C (30 minutes) ~ -40 ± 5°C (30 minutes), temperature switch time: 5 minutes (total 50 cycles).	MIL-STD-202G Method 107G Test Condition B-2
Life Test	+70°C±5°C (250Hours)	MIL-STD-202G Method 108A Test Condition B

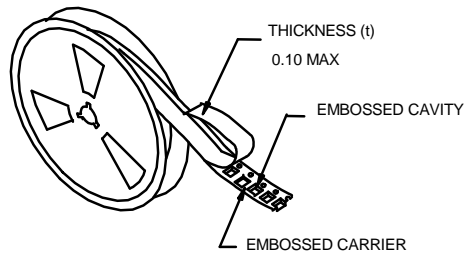
Reliability Experiment For Physical

Test Item	Test Condition	Standard Source
Vibration Test	10-55-10HZ, amplitude: 1.5mm, direction: X, Y, Z axes, each axis 2 hours (total 6 hours).	MIL-STD-202G Method 201A
Solder Heat Resistance Test	IR/convection reflow:Peak Temp 260±5°C for 30Sec in air, Through 2 Cycle. Temperature Ramp:+1~4°C/sec; Above 217°C, must keep 90 s - 120 s.	J-STD-020D Classification Reflow Profiles
Solder Ability Test	Soak in 245 °C solder pot of 3Sec, PAD must have 95% above coverage.	J-STD-003B

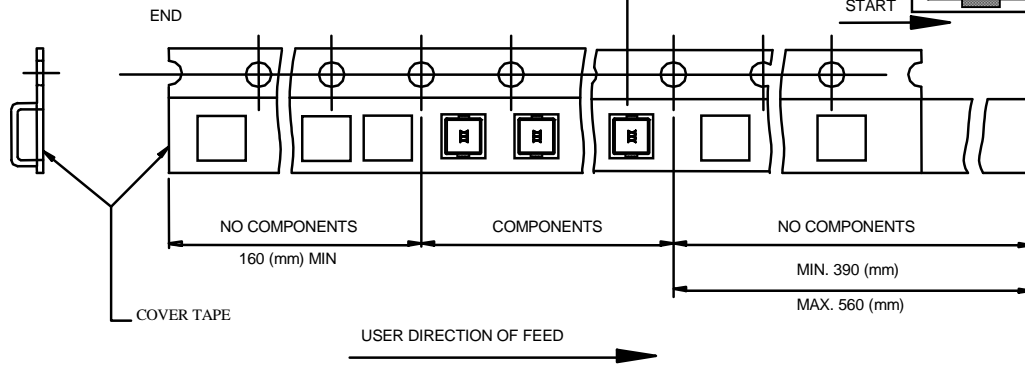
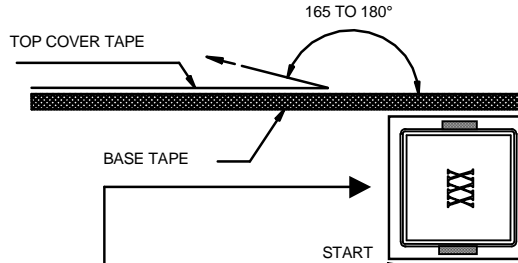
6. TYPICAL RoHS REFLOW PROFILE



7. PACKAGING



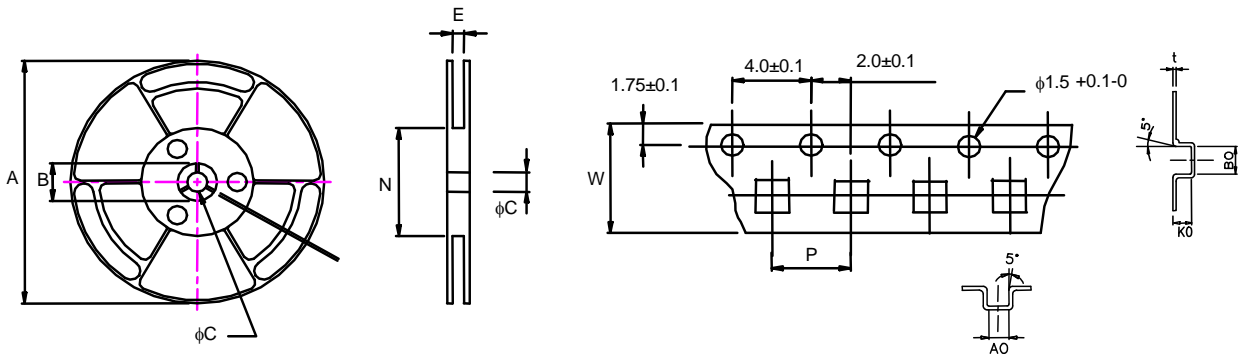
• THE FORCE FOR TEARING OFF
130 GRAMS IN THE ARROW



■ CARRIER TAPE REELS (mm)

MATERIAL: PLASTIC

■ DIMENSIONS OF CARRIER TAPE (mm)



※ 10 sprocket hole pitch cumulative tolerance ±0.20

2000 Parts per Reel

UNIT : mm

	A	B	C	E	N	P	W	t	A0	B0	K0
DIM.	330	25.0	13.0	12.5	100	8.0	12.0	0.4	5.7	5.9	3.6
TOL.	±0.2	±0.5	±0.5	±0.5	MIN	±0.1	±0.3	±0.05	±0.1	±0.1	±0.1

X-ON Electronics

Largest Supplier of Electrical and Electronic Components

Click to view similar products for [Fixed Inductors](#) category:

Click to view products by [Prosperity](#) manufacturer:

Other Similar products are found below :

[CR43NP-680KC](#) [CR54NP-470LC](#) [CR54NP-820KC](#) [CR54NP-8R5MC](#) [70F224AI](#) [MGDQ4-00004-P](#) [MHL1ECTTP18NJ](#) [MHQ1005P10NJ](#)
[MHQ1005P1N0S](#) [MHQ1005P2N4S](#) [MHQ1005P3N6S](#) [MHQ1005P5N1S](#) [MHQ1005P8N2J](#) [PE-51506NL](#) [PE-53601NL](#) [PE-53602NL](#) [PE-](#)
[53630NL](#) [PE-53824SNLT](#) [PE-92100NL](#) [PG0434.801NLT](#) [PG0936.113NLT](#) [9220-20](#) [9310-16](#) [PM06-2N7](#) [PM06-39NJ](#) [A01TK](#) [1206CS-](#)
[471XJ](#) [HC2LP-R47-R](#) [HC2-R47-R](#) [HC3-2R2-R](#) [HC3-R50-R](#) [HC8-1R2-R](#) [HCF1305-3R3-R](#) [1206CS-151XG](#) [RCH664NP-140L](#) [RCH664NP-](#)
[4R7M](#) [RCH8011NP-221L](#) [RCP1317NP-332L](#) [RCP1317NP-391L](#) [RCR1010NP-470M](#) [RCR110DNP-331L](#) [DH2280-4R7M](#) [DS1608C-106](#)
[ASPI-4020HI-R10M-T](#) [B10TJ](#) [B82498B3101J000](#) [B82498B3680J000](#) [ELJ-RE27NJF2](#) [1812CS-153XJ](#) [1812CS-183XJ](#)