



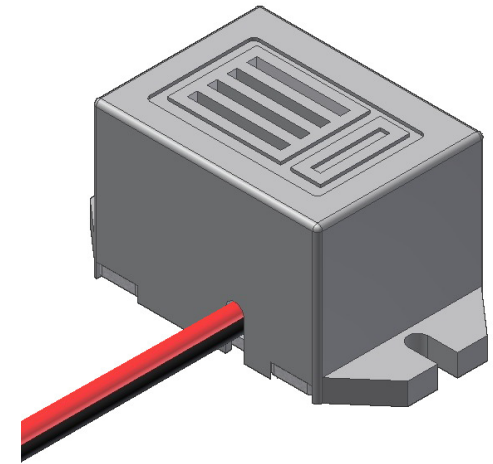
pui
audio™ inc
a projects unlimited company

AI-2304-TF-LW120-R 23 x 17mm Indicator

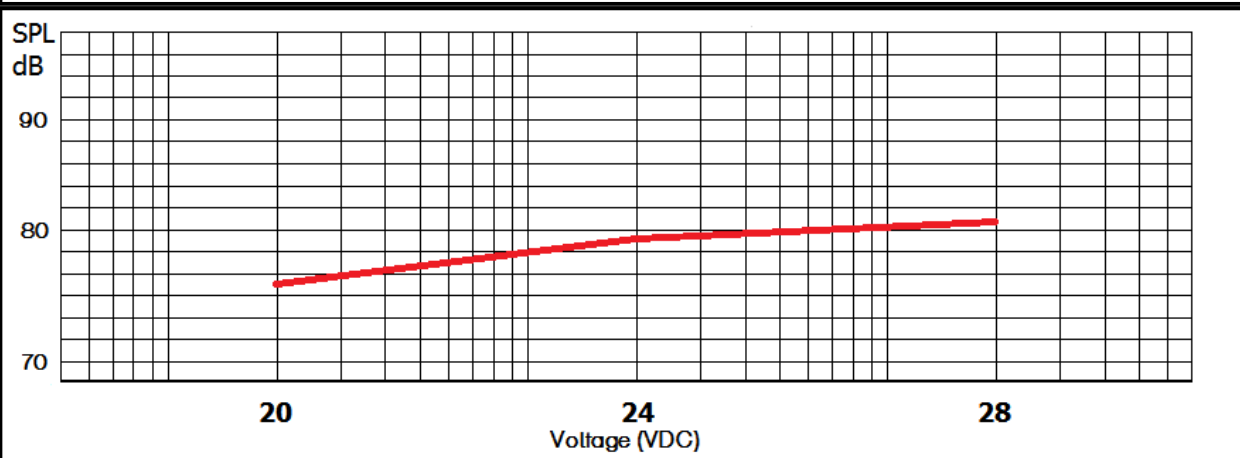
3541 Stop Eight Road • Dayton, Ohio 45414

Product Overview

- 23 x 17mm housing, 20-28 VDC self-drive indicator
- 86 dBA minimum output (24 VDC @ 10 cm)
- 400 Hz continuous tone is easily heard by those with hearing loss
- Durable ABS enclosure with integrated mounting tabs
- 120mm 26 AWG UL1007 lead wires



SPL vs Voltage (measured @ 30 cm)



RoHS Compliant



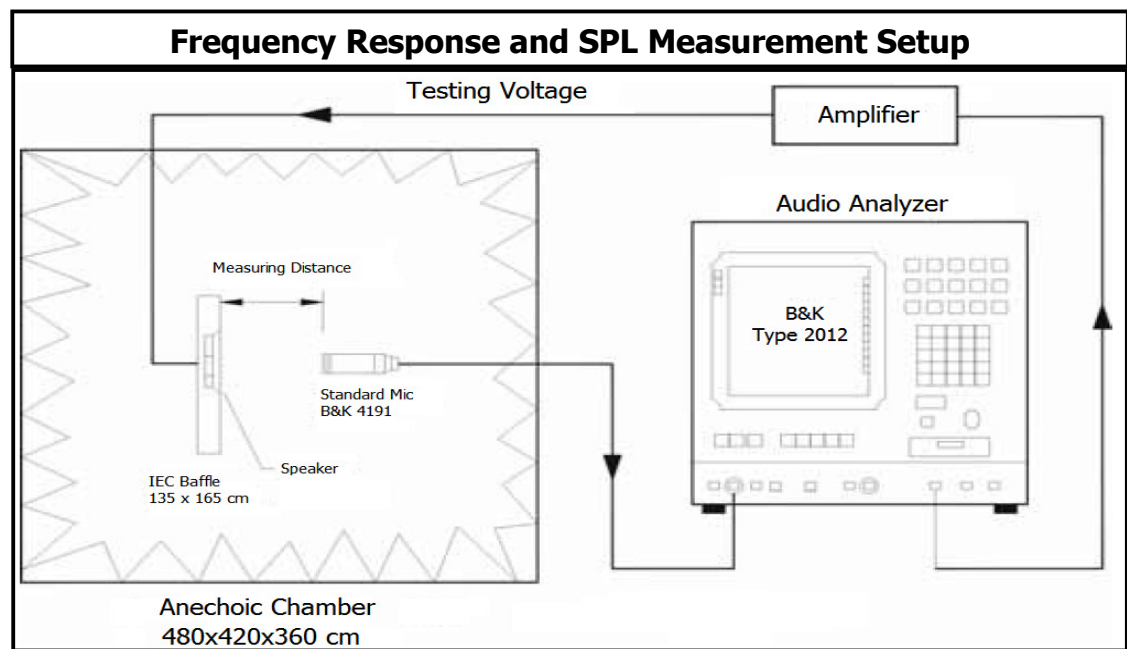


AI-2304-TF-LW120-R

23 x 17mm Indicator

Mechanical and Environment Testing	
Test Description	Test Condition
High Temperature	70°C ($\pm 2^\circ\text{C}$) with random humidity for 96 hours
Low Temperature	-30°C ($\pm 2^\circ\text{C}$) with random humidity for 96 hours
Humidity	40°C ($\pm 2^\circ\text{C}$) with 90% to 95% relative humidity for 96 hours
Vibration	0.75 mm movement modulated at 10-55 Hz for 3 hours
Drop Test	100 cm free fall onto wood board, 10 cycles
Temperature Cycle Test	-20°C to 70°C, 100 cycles

After tests, part shall rest for 2 hours. Parts are then tested for clean, pure tones.



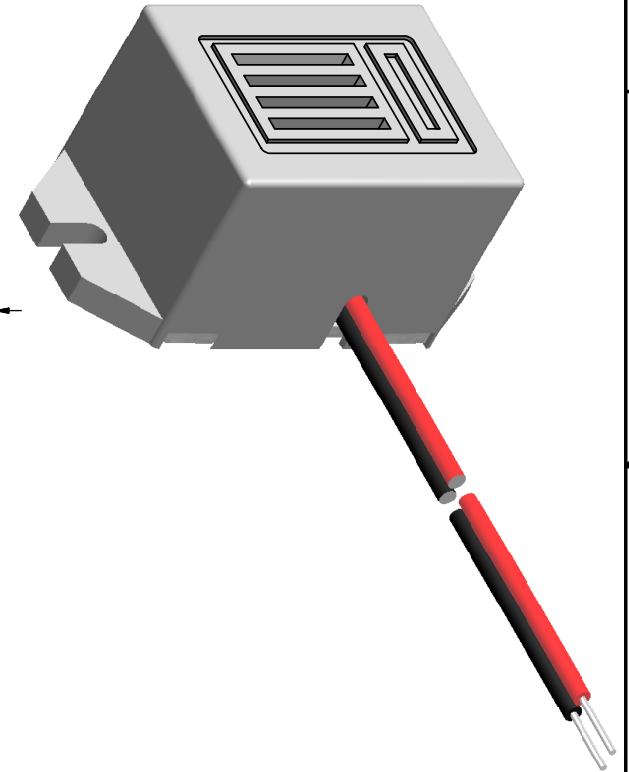
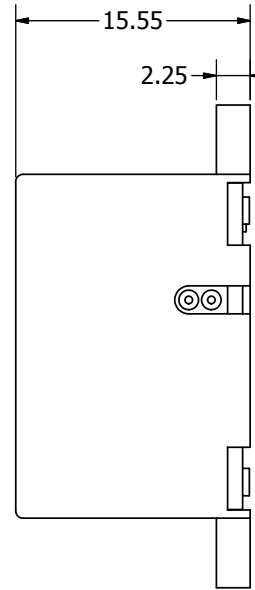
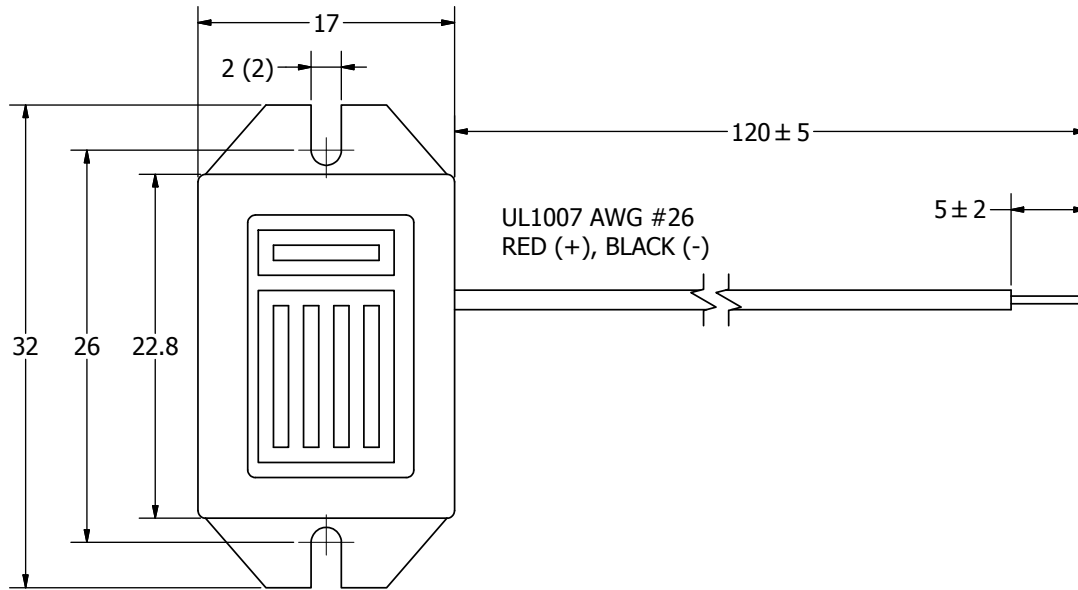
SPECIFICATIONS

PARAMETERS	VALUES	UNITS
RATED VOLTAGE	24	Vdc
OPERATING VOLTAGE RANGE	20 ~ 28	Vdc
RATED CURRENT (MAX)	24	mA
MINIMUM SPL @ 10 CM	86	dBA
RESONANT FREQUENCY	400 ± 50	Hz
TONE OR PULSE RATE	CONTINUOUS	0 pulse /sec
OPERATING TEMPERATURE	-20 ~ +60	°C
STORAGE TEMPERATURE	-30 ~ +70	°C
HOUSING MATERIAL	ABS	-
TERMINAL MATERIAL	LEAD WIRES	-
WEIGHT	10	grams

THIS DOCUMENT CONTAINS DATA PROPRIETARY TO PROJECTS UNLIMITED, INC. ANY USE OR REPRODUCTION, IN ANY FORM, WITHOUT PRIOR WRITTEN PERMISSION OF PROJECTS UNLIMITED, INC. IS PROHIBITED.
©2003, Projects Unlimited Inc.

REVISION HISTORY

LTR	DESCRIPTION	DATE	APPROVED
-	RELEASED FROM ENGINEERING	5/16/2006	
A	REVISED TO INVENTOR 3-D DRAWING TEMPLATE	12/6/2007	B.R.



NOTES:

1. ALL DIMENSIONS ARE IN MILLIMETERS.
2. SPECIFICATIONS SUBJECT TO CHANGE OR WITHDRAWAL WITHOUT NOTICE.
3. THIS PART IS RoHS 2002/95/EC COMPLIANT.

UNLESS OTHERWISE SPECIFIED: DIMENSIONS ARE IN MILLIMETERS, TOLERANCES ARE ±0.5 AND ANGLES ARE ±3°.	SIZE	Designed by	Date	Checked by	Date	Approved by	Date	Drawn Date
	A3	J.D.	5/16/2006	E.P.	5/16/2006	B.R.	5/16/2006	12/6/2007
		AI-2304-TF-LW120-R						Indicator
AI-2304-TF-LW120-R.idw	a projects unlimited company						-	1 / 1

X-ON Electronics

Largest Supplier of Electrical and Electronic Components

Click to view similar products for [Piezo Buzzers & Audio Indicators](#) category:

Click to view products by [PUI Audio](#) manufacturer:

Other Similar products are found below :

[6-4](#) [68S1240-PA](#) [MBA-624](#) [FDG06PSLLF](#) [FDG111PLF](#) [F/NRMB 24 BLACK LF](#) [PF-35N29WQ](#) [PFD-21A29W](#) [PFD-27A35PQ](#) [PL-21N30WQ](#) [PL-27A35PSQ](#) [PLD-21N30W](#) [PLD-21N30WQ](#) [PS-531Q](#) [PT-3534FP](#) [EBPT-401](#) [B822B](#) [PB-1220PEQ](#) [S6109](#) [SBM616PR](#) [SC110E](#) [SC2036ACP](#) [SC616N-2](#) [SC628FW](#) [SC628MPG](#) [SC648D](#) [SCS045MD9DT3S](#) [FCM12PLF](#) [F/EB20P-DR LF](#) [F/SMD03A LF](#) [FSMD8585JSLF](#) [F/SU 21-02 LF](#) [F/TCW 12 WITH LABEL LF](#) [F/UCW 06 WITH LABEL LF](#) [PFD-27N36W](#) [PKM22EPPH40S1-B0](#) [PKM35-4A0](#) [PL-35N29WQ](#) [PS-552Q](#) [CM-5](#) [REF-202](#) [B/SE 128 RED LF](#) [KBS-20DA-7AS](#) [KBS-27DA-5C-105](#) [LSC628ANR](#) [03-810.001](#) [RTO-1R07-001](#) [PL-21N31PQ](#) [F-B-P1405ISB LF](#) [B/CP 28B BLACK LF](#)