




pui
audio™ inc
a projects unlimited company

AOM-4544P-2-R Omni-Directional Microphone

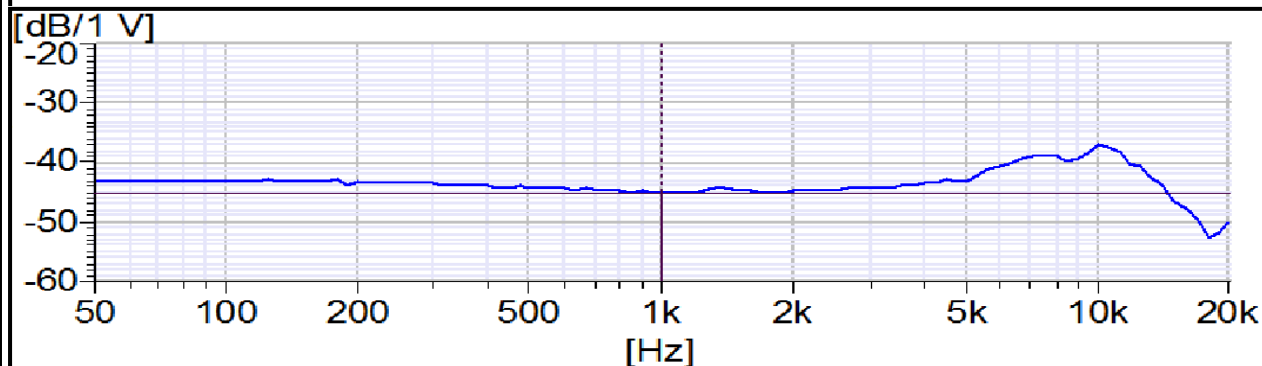



3541 Stop Eight Road • Dayton, Ohio 45414

Product Overview

- 9.7mm overall diameter and 4.5mm height with pin-type mounting
- -44 dB sensitivity for use in most environments
- Wide 1 to 10 VDC operating voltage and 50-16,000 Hz frequency response
- >60 dB signal-to-noise ratio and 2.2 kOhm impedance
- Omni-directional polar pattern for great off-axis response

Typical Frequency Response and Sensitivity





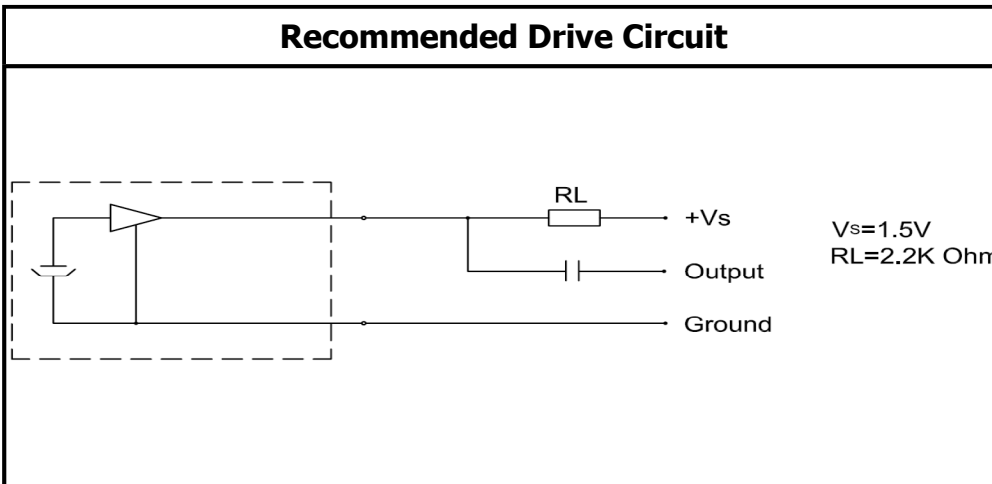
pui
audio™
a projects unlimited company

AOM-4544P-2-R

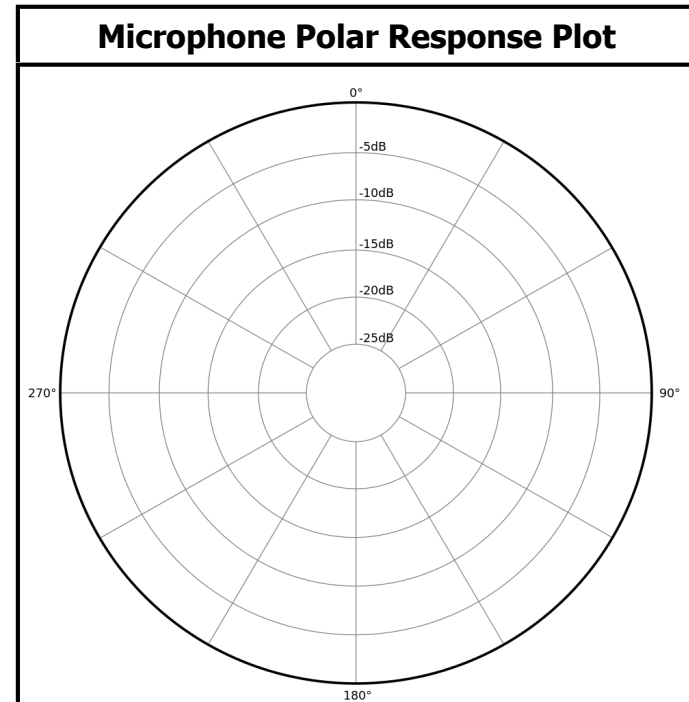
Omni-Directional Microphone

| Mechanical and Environment Testing | |
|------------------------------------|--|
| Test Description | Test Condition |
| High Temperature | 70°C with random humidity for 200 hours |
| Low Temperature | -25°C with random humidity for 200 hours |
| Humidity | 40°C with 90% relative humidity for 200 hours |
| Vibration | 3 mm movement for 3 minutes in each of 3 axis |
| Drop Test | 70 cm free fall onto 20 mm thick board, two directions |
| Temperature Cycle Test | -10°C to 50°C, 5 cycles |

Recommended Drive Circuit



Microphone Polar Response Plot



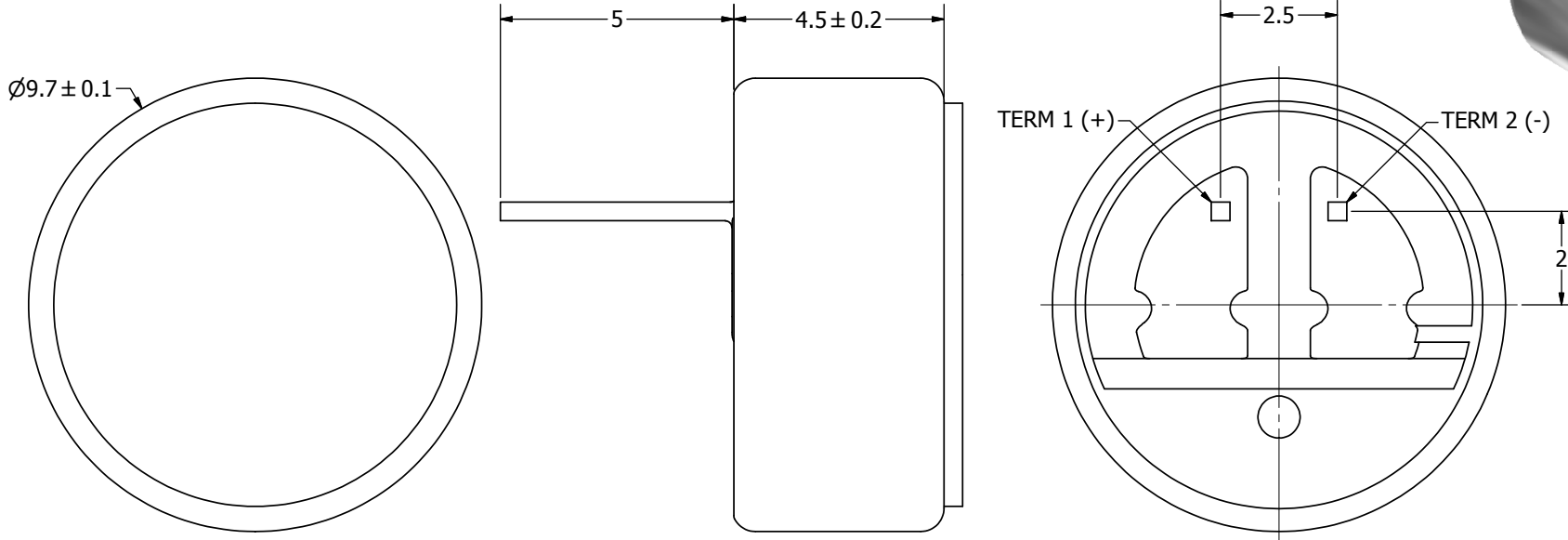

SPECIFICATIONS

| PARAMETERS | VALUES | UNITS |
|------------------------------|---------|-------|
| DIRECTIVITY | OMNI | - |
| SENSITIVITY | -44 ± 2 | dB |
| STANDARD OPERATING VOLTAGE | 1.5 | Vdc |
| MAX OPERATING VOLTAGE | 10 | Vdc |
| CURRENT CONSUMPTION (MAX) | 0.5 | mA |
| IMPEDANCE | 2.2 | KOhm |
| SIGNAL TO NOISE RATIO (MIN.) | 60 | dB |
| TERMINAL | PIN | - |
| INTERNAL CAPACITOR | N/A | pF |

THIS DOCUMENT CONTAINS DATA PROPRIETARY TO PROJECTS UNLIMITED, INC. ANY USE OR REPRODUCTION, IN ANY FORM, WITHOUT PRIOR WRITTEN PERMISSION OF PROJECTS UNLIMITED, INC. IS PROHIBITED.
©2003, Projects Unlimited Inc.

REVISION HISTORY

| LTR | DESCRIPTION | DATE | APPROVED |
|-----|--|-----------|----------|
| - | RELEASED FROM ENGINEERING | 1/30/2006 | |
| A | REVISED TO INVENTOR 3-D DRAWING TEMPLATE | 9/8/2010 | B.R. |



NOTES:

1. ALL DIMENSIONS ARE IN MILLIMETERS.
2. SPECIFICATIONS SUBJECT TO CHANGE OR WITHDRAWAL WITHOUT NOTICE.
3. THIS PART IS RoHS 2002/95/EC COMPLIANT.

| | | | | | | | | | | |
|--|------|-------------|-----------|---------------|-----------|-------------|------------|------------|---------|-------|
| UNLESS OTHERWISE SPECIFIED: DIMENSIONS ARE IN MILLIMETERS, TOLERANCES ARE ±0.5 AND ANGLES ARE ±3°. | SIZE | Designed by | Date | Checked by | Date | Approved by | Date | Drawn Date | | |
| | A3 | J.A.F. | 1/30/2006 | E.P. | 1/30/2006 | B.R. | 1/30/2006 | 9/8/2010 | | |
| AOM-4544P-2-R.idw | | | | AOM-4544P-2-R | | | Microphone | | Edition | Sheet |
| | | | | | | | - | | 1 / 1 | |

X-ON Electronics

Largest Supplier of Electrical and Electronic Components

Click to view similar products for [Microphones](#) category:

Click to view products by [PUI Audio](#) manufacturer:

Other Similar products are found below :

[BCM4013OLFC-42-JST-ZHR-2](#) [TO38-30702-B20](#) [SPM04C-38/1186-T/R](#) [BCM4013OSBC-42 LF](#) [TOW-1242P-R](#) [BCM9745-44](#) [BCM9765](#)
[BCM9767P](#) [LD-MC-0905P](#) [LD-MC-6035](#) [PMOF-9745S-42UQ](#) [ROM-2235L-HD-R](#) [CMC-4015-130T](#) [CMC-6050-40T](#) [CMC-6035-130T](#)
[CMC-6015-47P](#) [BCM9745P-44](#) [BCM9767-42](#) [254-ECM644-RO](#) [LD-MC-4011](#) [LD-MC-6027](#) [LD-MC-6035W](#) [LD-MC-9765P](#) [LD-MC-](#)
[9765W](#) [FG-23629-D65](#) [PNR-23539-000](#) [254-FP270-RO](#) [BCM9765P-44](#) [CMC-5042PF-AC](#) [CMC-6010-42L100](#) [CMC-9745-L100](#) [CMC-](#)
[3015-44T](#) [CMC-4015-25T](#) [CMC-6013-38T](#) [CMC-6022-37L100](#) [CMC-6027-24T](#) [CMC-6027-32T](#) [CMC-6027-42T](#) [GMI4522P-2C-30db](#)
[GMI4522P-2C-50db](#) [GMI4522P-2C-52db](#) [GMI6027P-2C66DB](#) [GMA3526H10-B26](#) [GMA4030H11-F26](#) [GMI4015-32DB](#) [GMI4015-40DB](#)
[GMI4015P-36DB](#) [GMI4015P-46DB](#) [GMI4015P-54DB](#) [GMI4015P-58DB](#)