




pui
audio™ inc
a projects unlimited company

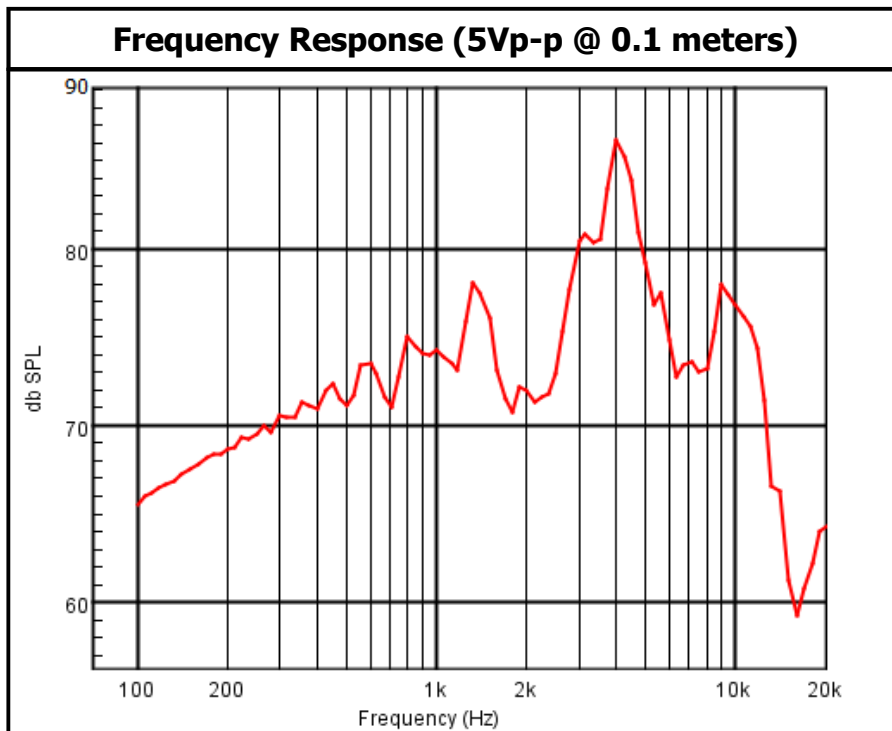
SMT-1341-T-2-R 12.5 x 12.5mm Transducer



3541 Stop Eight Road • Dayton, Ohio 45414


Product Overview

- Top-firing piezo-electric transducer designed for 1 to 25 Vp-p
- Small footprint and ultra-thin 2.5mm height for use in modern devices
- 4,100 Hz resonant frequency for device localization
- Designed for reflow soldering with a lead-free reflow profile



RoHS Compliant





pui
audio™ inc
a projects unlimited company

SMT-1341-T-2-R

12.5 x 12.5mm

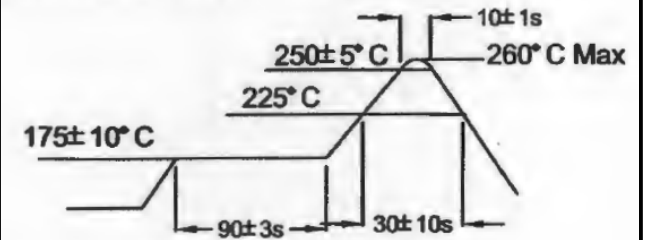
Transducer

Mechanical and Environment Testing

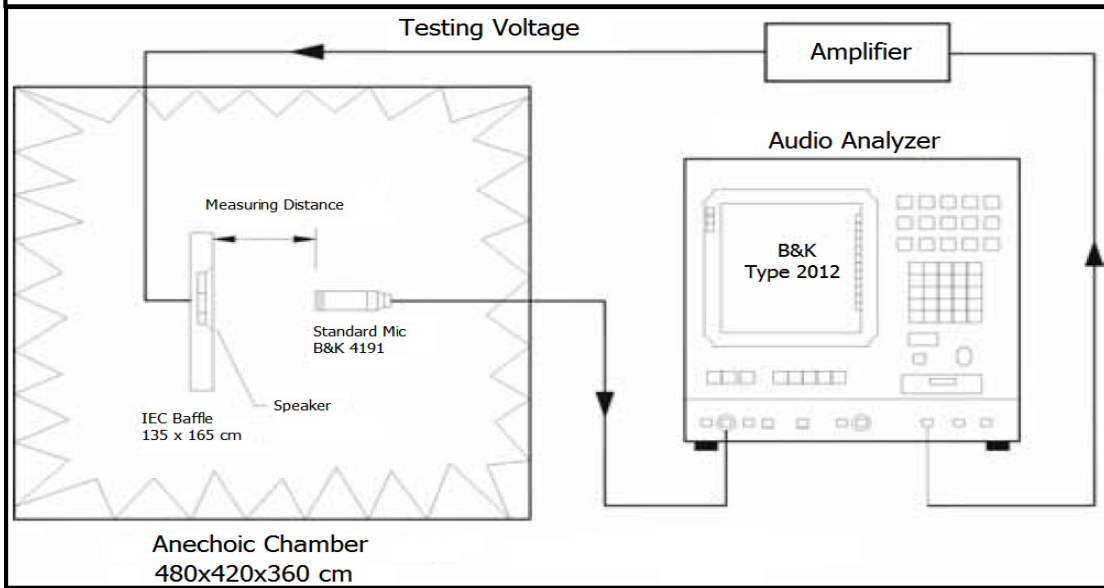
Test Description	Test Condition
High Temperature	120°C with random humidity for 240 hours
Low Temperature	-40°C with random humidity for 240 hours
Humidity	40°C ($\pm 2^\circ\text{C}$) with 90% to 95% relative humidity for 240 hours
Vibration	1.52 mm movement modulated at 10-55 Hz in 3 directions for 6 hours total
Shock Test	100 m/s ² force on three axis, 3 cycles
Temperature Cycle Test	-40°C to 105°C, five 90 minute cycles

After testing, part shall rest for 2 hours and then be tested for a clean, pure tone.

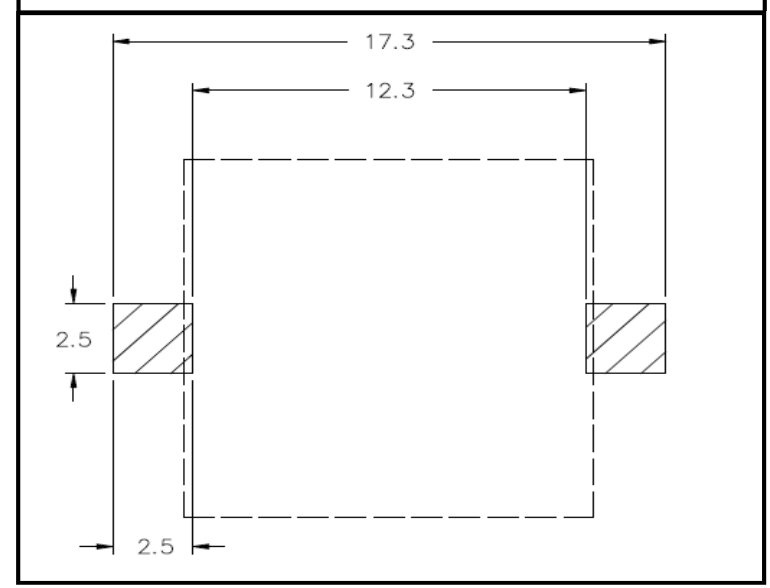
Recommended Reflow Profile



Frequency Response and SPL Measurement Setup



Recommended Land Pattern



SPECIFICATIONS

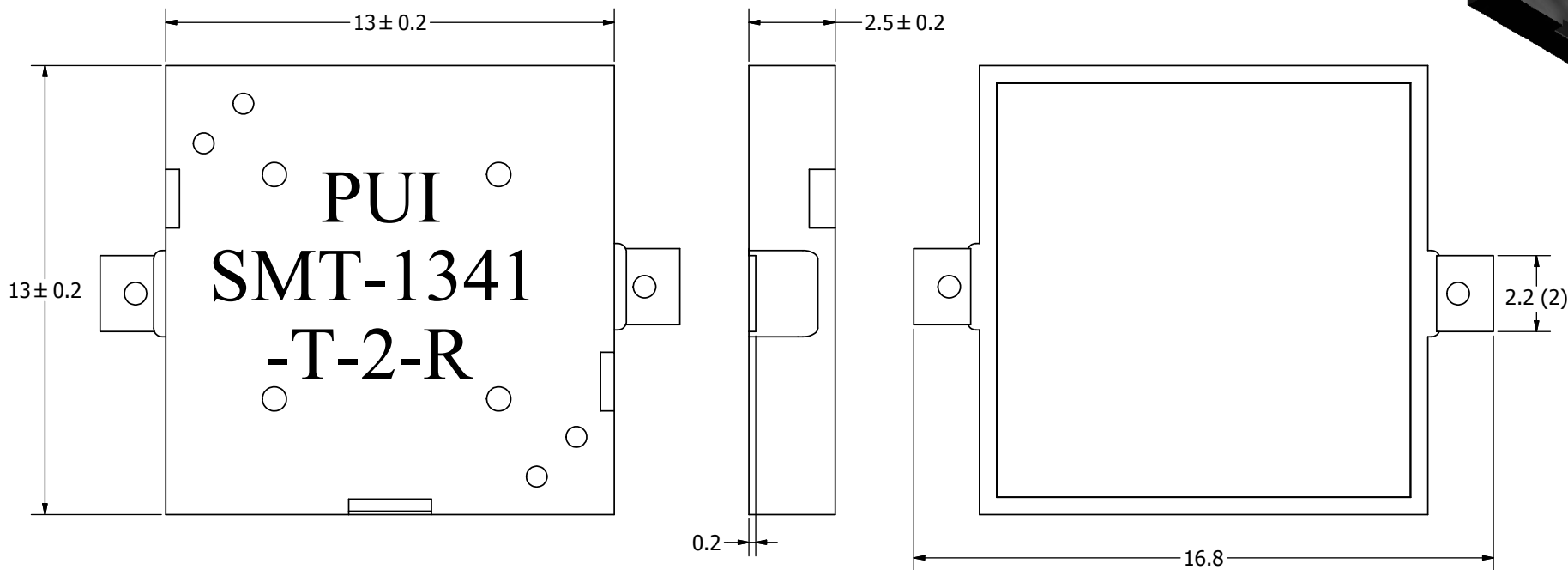

PARAMETERS	VALUES	UNIT
RATED VOLTAGE	5	Vp-p
OPERATING VOLTAGE RANGE	1 ~ 25	Vp-p
RATED CURRENT (MAX)	5	mA
CAPACITANCE	16,000 ± 30%	pF
MINIMUM SPL @ 10 CM	75	dBA
RESONANT FREQUENCY	4,100 ± 500	Hz
OPERATING TEMPERATURE	-40 ~ +105	°C
STORAGE TEMPERATURE	-40 ~ +105	°C
HOUSING MATERIAL	LCP	-
TERMINAL MATERIAL	Sn PLATED BRASS	-
WEIGHT	1	grams

THIS DOCUMENT CONTAINS DATA PROPRIETARY TO PROJECTS UNLIMITED, INC. ANY USE OR REPRODUCTION, IN ANY FORM, WITHOUT PRIOR WRITTEN PERMISSION OF PROJECTS UNLIMITED, INC. IS PROHIBITED.

©2003, Projects Unlimited Inc.


REVISION HISTORY

LTR	DESCRIPTION	DATE	APPROVED
-	RELEASED FROM ENGINEERING	6/16/2011	



NOTES:

1. ALL DIMENSIONS ARE IN MILLIMETERS.
2. SPECIFICATIONS SUBJECT TO CHANGE OR WITHDRAWL WITHOUT NOTICE.
3. THIS PART IS RoHS 2002/95/EC COMPLIANT.

UNLESS OTHERWISE SPECIFIED: DIMENSIONS ARE IN MILLIMETERS, TOLERANCES ARE ± 0.5 AND ANGLES ARE $\pm 3^\circ$.	SIZE A3	Designed by	Date	Checked by	Date	Approved by	Date	Drawn Date	
		J.D.	6/16/2011	M.L.	6/28/2011	B.R.	6/28/2011	6/16/2011	
SMT-1341-T-2-R.idw		 pu audio™ a projects unlimited company				SMT-1341-T-2-R		Edition	Sheet
								Transducer (Piezo)	

X-ON Electronics

Largest Supplier of Electrical and Electronic Components

Click to view similar products for [Speakers & Transducers](#) category:

Click to view products by [PUI Audio](#) manufacturer:

Other Similar products are found below :

[FC-30814-P127](#) [AS02832MR-2-R](#) [PB-1220PE](#) [PB-2015PQ](#) [900-00001](#) [AB2025B-LW50-R](#) [SWFK-31736-000](#) [PT-2065FW](#) [PT-4175W](#) [AT-2830-TW-LW35-R](#) [ED-30761-000](#) [CI-30120-A42](#) [SMT-0440-T-2-R](#) [PB-0927PQ](#) [BF-7083-000](#) [BF-9778-000](#) [MBS 3000-1811-A1AB08-0](#) [SMS2020-08H4.5 LF](#) [BDT1717-08H6.5W56MLF](#) [02094](#) [02097](#) [GSPK1003PN-8R0.2W-L100](#) [GSPK151103TN-8R0.2W](#) [GSPK2014035PN-8R0.5W-L100](#) [FS5353DS0830-H19.3](#) [TE082703-8](#) [XMLP040BD21F](#) [AS03608MR-LW100-R](#) [24520](#) [SMT-0540-S-2-R](#) [1450069](#) [9091653](#) [9091661](#) [IPS-G6000-5](#) [9090231](#) [FS50MS0820-H9.7](#) [FS4014-4-2W](#) [PBM4-13.B31R.A115.0663](#) [PBM4-13.B33R.A115.0663](#) [PBM4-13.B35R.A115.0663](#) [A-10-6-BG360-HD1Z-GA-M4Z-ZW](#) [A-10-6-BG410-HD1Z-AA-AGZ-ZW](#) [A-10-6-BG410-HD1Z-AA-M4Z-ZW](#) [A-10-6-BG410-HD1Z-FC-AGZ-ZW](#) [A-10-6-BG410-HD1Z-GA-M4Z-ZW](#) [A-10-6-BG310-HD1Z-AA-AGZ-ZW](#) [A-10-6-BG310-HD1Z-AA-M4Z-ZW](#) [A-10-6-BG310-HD1Z-GA-M4Z-ZW](#) [A-10-6-BG316-HD1Z-AA-AGZ-ZW](#) [A-10-6-BG316-HD1Z-AA-M4Z-ZW](#)