

Chip Inductor

AWCM Series - ISO9001 | ISO14001 | IATF16949

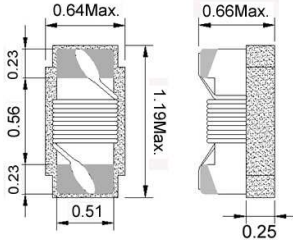


Part Numbering

A	WCM	00	161008	10N	J	00
Grade	Series Name	Control Code	Dimensions Code (mm)	Inductance (nH)	Tolerance	Internal Code
			120707 1.19x0.64x0.66	2N2 2.2	B ±0.1nH	
			161008 1.6x1.02x0.82	10N 10	C ±0.2nH	
				R10 100	D ±0.5nH	
					G ±2%	
					H ±3%	
					J ±5%	

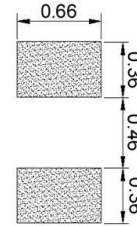
AWCM00120707 Type

Dimensions



unit:mm

Recommended Land Pattern



unit:mm

Electrical Characteristics

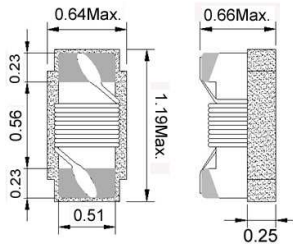
Part No.	Inductance (nH)	L/Q Test		SRF (MHz)Min.	RDC (Ω)Max.	Irms (mA)Max.	Tolerance
		Freq. (MHz)	Q Min.				
AWCM001207071N5□00	1.5	100/250	10	18000	0.03	1000	±0.1nH,±0.2nH,±0.5nH
AWCM001207072N4□00	2.4	100/250	20	15000	0.05	850	±0.1nH,±0.2nH,±0.5nH
AWCM001207072N5□00	2.5	100/250	20	15000	0.05	850	±0.1nH,±0.2nH,±0.5nH
AWCM001207072N7□00	2.7	100/250	20	15000	0.05	850	±0.1nH,±0.2nH,±0.5nH
AWCM001207072N9□00	2.9	100/250	20	15000	0.07	750	±0.1nH,±0.2nH,±0.5nH
AWCM001207073N9□00	3.9	100/250	25	10000	0.07	750	3,5
AWCM001207074N1□00	4.1	100/250	25	10000	0.07	750	3,5
AWCM001207074N3□00	4.3	100/250	25	10000	0.07	750	3,5
AWCM001207074N7□00	4.7	100/250	25	8000	0.07	750	3,5
AWCM001207075N1□00	5.1	100/250	25	8000	0.12	600	3,5
AWCM001207075N8□00	5.8	100/250	25	8000	0.12	700	3,5
AWCM001207076N2□00	6.2	100/250	25	8000	0.09	700	3,5
AWCM001207076N8□00	6.8	100/250	25	6000	0.09	700	3,5
AWCM001207077N3□00	7.3	100/250	25	6000	0.13	570	3,5
AWCM001207077N5□00	7.5	100/250	25	6000	0.13	570	3,5
AWCM001207078N2□00	8.2	100/250	25	5500	0.14	540	3,5
AWCM001207078N7□00	8.7	100/250	25	5500	0.14	540	3,5
AWCM001207079N1□00	9.1	100/250	25	5500	0.14	540	3,5
AWCM001207079N5□00	10	100/250	25	5500	0.14	540	3,5
AWCM0012070710N□00	10	100/250	25	5500	0.17	500	2,3,5
AWCM0012070711N□00	11	100/250	30	5500	0.14	500	2,3,5
AWCM0012070712N□00	12	100/250	30	5500	0.14	500	2,3,5
AWCM0012070713N□00	13	100/250	25	5000	0.21	430	2,3,5
AWCM0012070715N□00	15	100/250	30	5000	0.16	460	2,3,5
AWCM0012070716N□00	16	100/250	25	4500	0.24	370	2,3,5
AWCM0012070718N□00	18	100/250	25	4500	0.27	370	2,3,5
AWCM0012070719N□00	19	100/250	25	4500	0.27	370	2,3,5
AWCM0012070720N□00	20	100/250	25	4000	0.27	370	2,3,5
AWCM0012070722N□00	22	100/250	25	4000	0.3	310	2,3,5
AWCM0012070723N□00	23	100/250	25	3800	0.3	310	2,3,5
AWCM0012070724N□00	24	100/250	25	3500	0.52	280	2,3,5
AWCM0012070727N□00	27	100/250	25	3500	0.52	280	2,3,5

Note: □-tolerance B=±0.1nH / C=±0.2nH / D=±0.5nH / H=±3% / J=±5% / G=±2%

1. Operating temperature range - 40°C ~ 125°C(Including self - temperature rise)
2. Irms for a 15°C temperature rise from 25°C ambient.
3. L/Q Test OSC @200mV.
4. Inductance would be correct Chilisin standard piece.
5. Offset value : -0.556nH

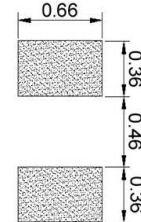
AWCM00120707 Type

■ Dimensions



unit:mm

■ Recommended Land Pattern



unit:mm

■ Electrical Characteristics

Part No.	Inductance (nH)	L/Q Test		SRF (MHz)Min.	RDC (Ω)Max.	I _{rms} (mA)Max.	Tolerance
		Freq. (MHz)	Q Min.				
AWCM0012070730N□00	30	100/250	25	3300	0.58	270	2,3,5
AWCM0012070733N□00	33	100/250	25	3200	0.63	260	2,3,5
AWCM0012070736N□00	36	100/250	25	3100	0.63	260	2,3,5
AWCM0012070739N□00	39	100/250	25	3000	0.7	250	2,3,5
AWCM0012070740N□00	40	100/250	25	3000	0.7	250	2,3,5
AWCM0012070747N□00	47	100/200	25	2900	1.08	210	2,3,5
AWCM0012070751N□00	51	100/200	25	2850	1.08	210	2,3,5
AWCM0012070756N□00	56	100/200	25	2800	1.17	200	2,3,5
AWCM0012070762N□00	62	100/200	20	2600	1.82	145	2,3,5
AWCM0012070768N□00	68	100/200	20	2500	1.96	140	2,3,5
AWCM0012070772N□00	72	100/150	20	2500	2.1	135	2,5
AWCM0012070775N□00	75	100/150	20	2400	2.1	135	2,5
AWCM0012070782N□00	82	100/150	20	2300	2.24	130	2,5
AWCM0012070791N□00	91	100/150	20	2100	2.38	125	2,5
AWCM00120707R10□00	100	100/150	20	1500	2.52	120	2,5
AWCM00120707R12□00	120	100/150	20	1000	2.66	110	2,5

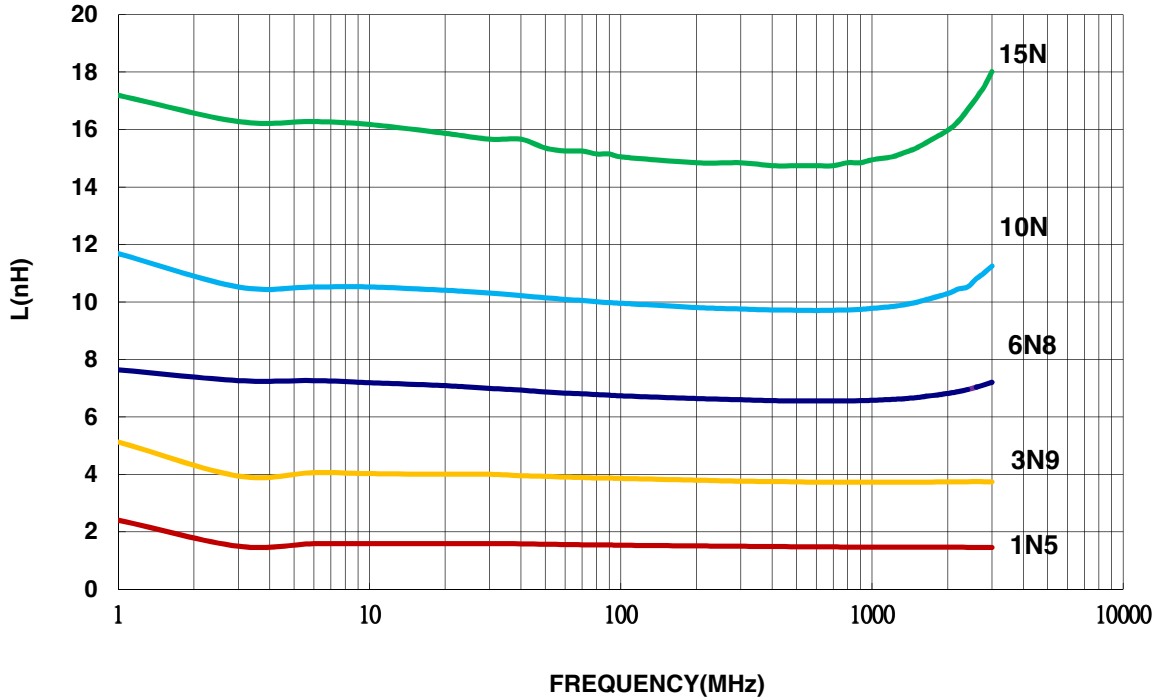
Note: □-tolerance B=±0.1nH / C=±0.2nH / D=±0.5nH / H=±3% / J=±5% / G=±2%

1. Operating temperature range - 40°C ~ 125°C(Including self - temperature rise)
2. I_{rms} for a 15°C temperature rise from 25°C ambient.
3. L/Q Test OSC @200mV.
4. Inductance would be correct Chilisin standard piece.
5. Offset value : -0.556nH

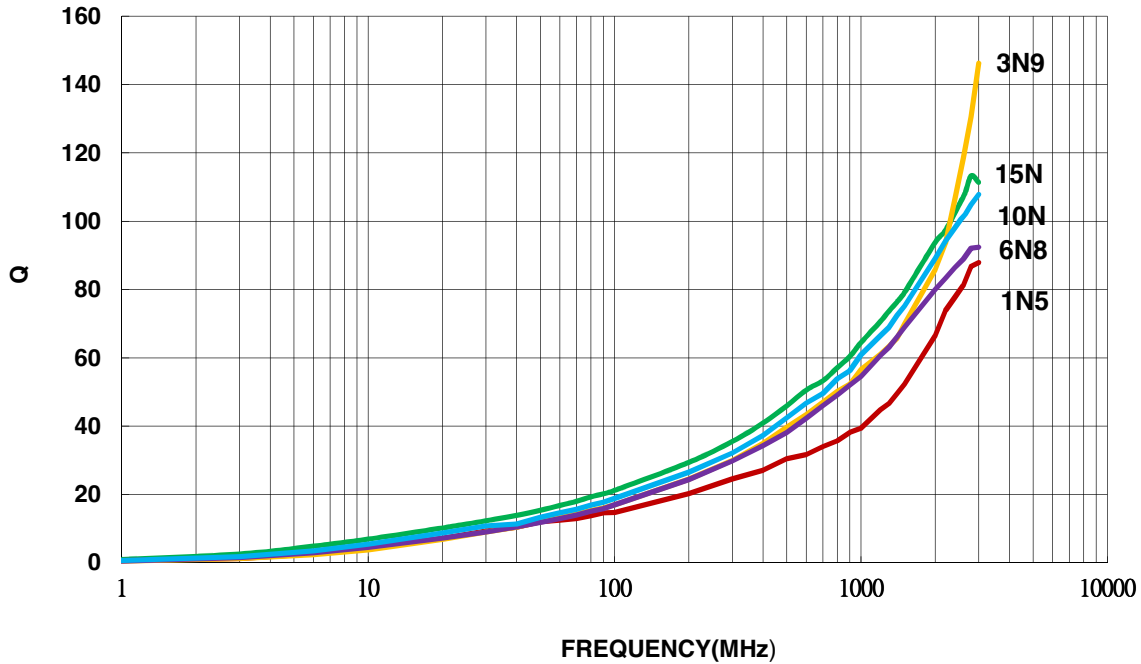
AWCM00120707 Type

Characteristics Graph

Inductance vs. Frequency Characteristics

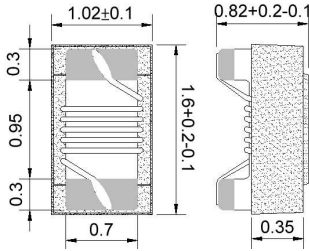


Q vs. Frequency Characteristics



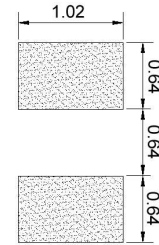
AWCM00161008 Type

Dimensions



unit:mm

Recommended Land Pattern



unit:mm

Electrical Characteristics

Part No.	Inductance (nH)	L/Q Test Freq. (MHz)	Q Min.	SRF (MHz)Min.	RDC (Ω)Max.	Irms (mA)Max.	Tolerance
AWCM001610082N2□00	2.2	100/250	16	6000	0.049	700	±0.1nH,±0.2nH,±0.5nH
AWCM001610083N6□00	3.6	100/250	25	6000	0.059	850	3,5
AWCM001610083N9□00	3.9	100/250	35	6000	0.059	850	3,5
AWCM001610084N3□00	4.3	100/250	35	6000	0.059	850	3,5
AWCM001610084N7□00	4.7	100/250	35	6000	0.059	850	3,5
AWCM001610085N6□00	5.6	100/250	35	6000	0.082	750	3,5
AWCM001610086N2□00	6.2	100/250	35	6000	0.082	750	3,5
AWCM001610086N8□00	6.8	100/250	35	6000	0.082	750	3,5
AWCM001610087N5□00	7.5	100/250	35	6000	0.082	750	3,5
AWCM001610088N2□00	8.2	100/250	35	6000	0.11	650	3,5
AWCM001610088N7□00	8.7	100/250	35	6000	0.11	650	3,5
AWCM001610089N1□00	9.1	100/250	35	6000	0.11	650	3,5
AWCM001610089N5□00	9.5	100/250	35	6000	0.11	650	3,5
AWCM0016100810N□00	10	100/250	35	6000	0.11	650	2,5
AWCM0016100811N□00	11	100/250	35	6000	0.11	650	2,5
AWCM0016100812N□00	12	100/250	35	6000	0.13	600	2,5
AWCM0016100813N□00	13	100/250	35	6000	0.13	600	2,5
AWCM0016100815N□00	15	100/250	40	6000	0.13	600	2,5
AWCM0016100816N□00	16	100/250	40	5500	0.16	550	2,5
AWCM0016100818N□00	18	100/250	40	5500	0.16	550	2,5
AWCM0016100820N□00	20	100/250	40	4900	0.16	550	2,5
AWCM0016100822N□00	22	100/250	40	4600	0.17	500	2,5
AWCM0016100824N□00	24	100/250	40	3800	0.21	500	2,5
AWCM0016100827N□00	27	100/250	40	3700	0.21	440	2,5
AWCM0016100830N□00	30	100/250	40	3300	0.23	420	2,5
AWCM0016100833N□00	33	100/250	40	3200	0.23	420	2,5
AWCM0016100836N□00	36	100/250	40	2900	0.26	400	2,5
AWCM0016100839N□00	39	100/250	40	2800	0.26	400	2,5
AWCM0016100843N□00	43	100/200	40	2700	0.29	380	2,5
AWCM0016100847N□00	47	100/200	38	2600	0.29	380	2,5
AWCM0016100851N□00	51	100/200	38	2500	0.33	370	2,5
AWCM0016100856N□00	56	100/200	38	2400	0.35	360	2,5

Note: When ordering, please specify tolerance code. Tolerance: B=±0.1 / C=±0.2 / D=±0.5 / G=±2% / H=±3% / J=±5%

1. Operating temperature range - 40°C ~ 125°C(Including self - temperature rise)

2. Irms for a 15°C temperature rise from 25°C ambient.

3. Measure Equipment:

L & Q: Agilent E4991A+Agilent HP16197A

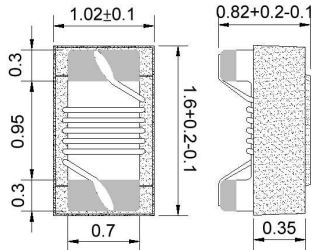
SRF: Agilent HP8753D/Agilent HP8722ES

RDC: Chroma 16502

Irms: HP4284A+HP42841A/HP4285A+HP42841A

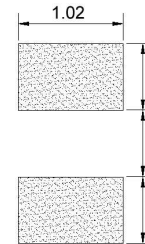
AWCM00161008 Type

■ Dimensions



unit:mm

■ Recommended Land Pattern



unit:mm

■ Electrical Characteristics

Part No.	Inductance (nH)	L/Q Test		SRF (MHz)Min.	RDC (Ω)Max.	I _{rms} (mA)Max.	Tolerance
		Freq. (MHz)	Q Min.				
AWCM0016100862N□00	62	100/200	38	2300	0.51	280	2,5
AWCM0016100868N□00	68	100/200	38	2200	0.38	340	2,5
AWCM0016100872N□00	72	100/150	34	2100	0.56	270	2,5
AWCM0016100875N□00	75	100/150	34	2050	0.56	270	2,5
AWCM0016100882N□00	82	100/150	34	2000	0.6	250	2,5
AWCM0016100891N□00	91	100/150	34	1900	0.64	230	2,5
AWCM00161008R10□00	100	100/150	34	1800	0.68	220	2,5
AWCM00161008R11□00	110	100/150	32	1700	1.2	200	2,5
AWCM00161008R12□00	120	100/150	32	1600	1.3	180	2,5
AWCM00161008R13□00	130	100/150	32	1450	1.4	170	2,5
AWCM00161008R15□00	150	100/150	32	1400	1.5	160	2,5
AWCM00161008R16□00	160	100/150	32	1350	2.1	150	2,5
AWCM00161008R18□00	180	100/100	25	1300	2.2	140	2,5
AWCM00161008R20□00	200	100/100	25	1250	2.4	120	2,5
AWCM00161008R22□00	220	100/100	25	1200	2.5	120	2,5
AWCM00161008R27□00	270	100/100	30	960	3.4	110	2,5
AWCM00161008R33□00	330	100/100	30	800	5.5	85	2,5
AWCM00161008R39□00	390	100/100	30	800	6.2	80	2,5
AWCM00161008R47□00	470	100/100	30	700	7	75	2,5

Note: When ordering, please specify tolerance code. Tolerance: B=±0.1 / C=±0.2 / D=±0.5 / G=±2% / H=±3% / J=±5%

1. Operating temperature range - 40°C ~ 125°C(Including self - temperature rise)

2. I_{rms} for a 15°C temperature rise from 25°C ambient.

3. Measure Equipment:

L & Q: Agilent E4991A+Agilent HP16197A

SRF: Agilent HP8753D/Agilent HP8722ES

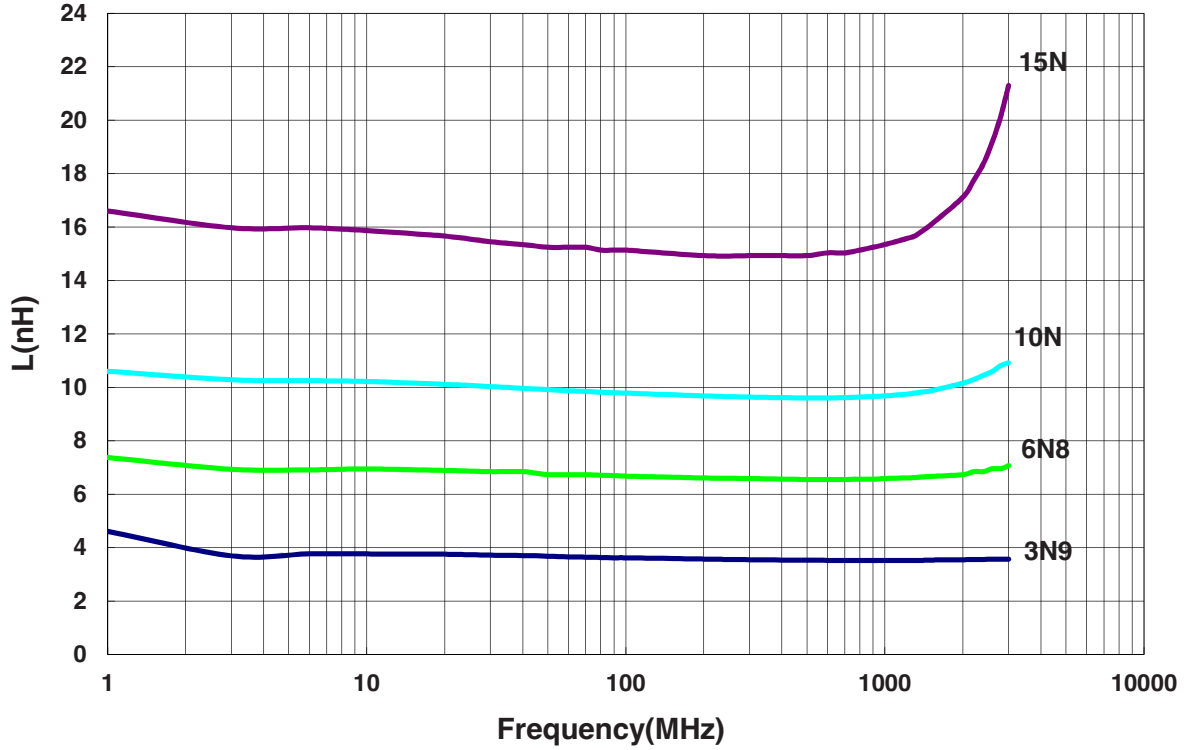
RDC:Chroma 16502

I_{rms}: HP4284A+HP42841A/HP4285A+HP42841A

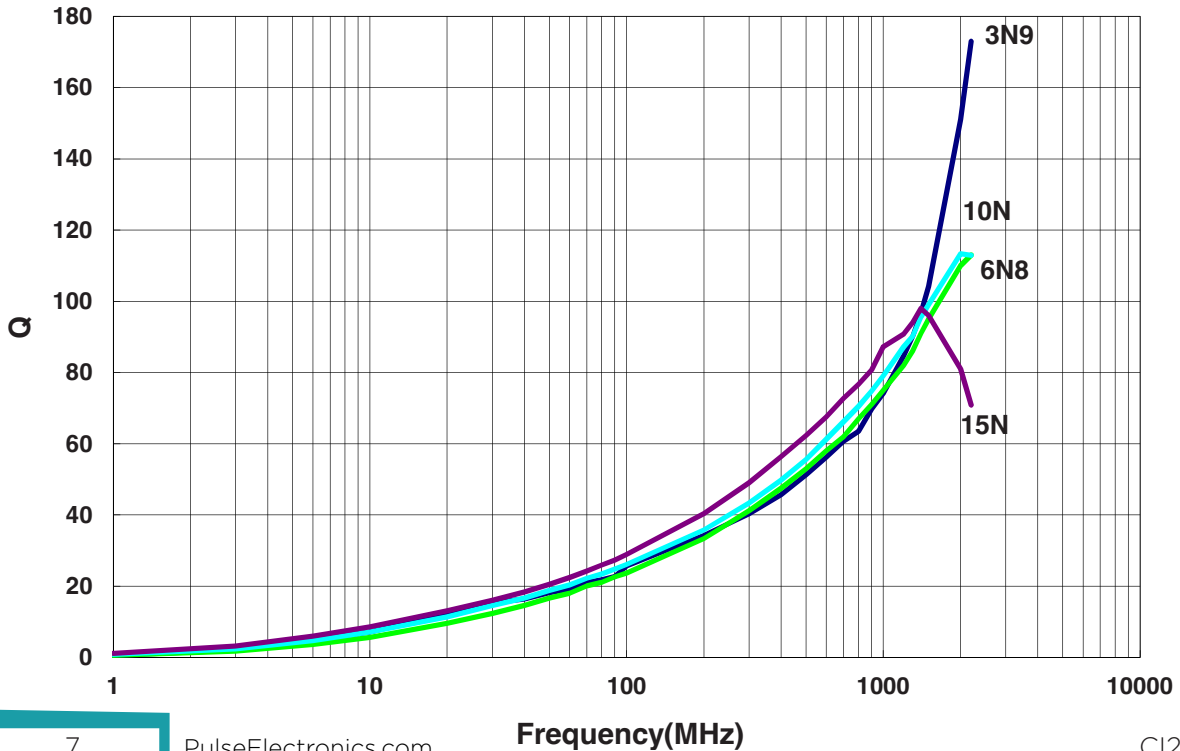
AWCM00161008 Type

Characteristics Graph

Inductance vs. Frequency Characteristics



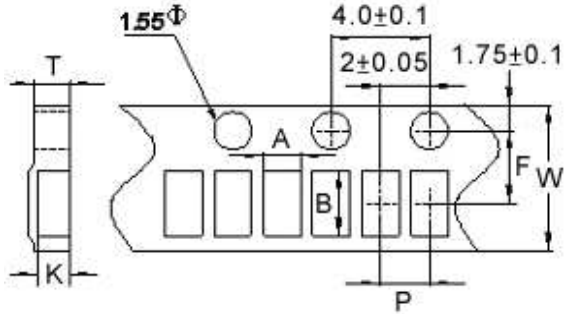
Q vs. Frequency Characteristics



■ Packaging

Tape Dimensions

Figure 1



Tape Material

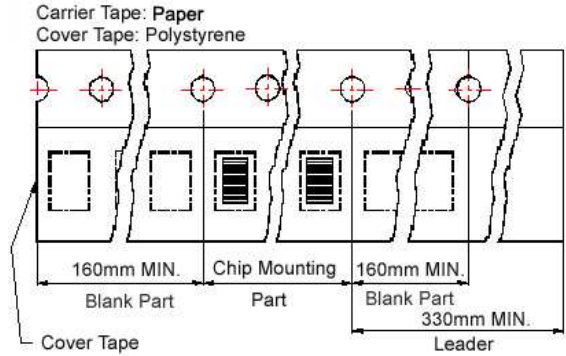
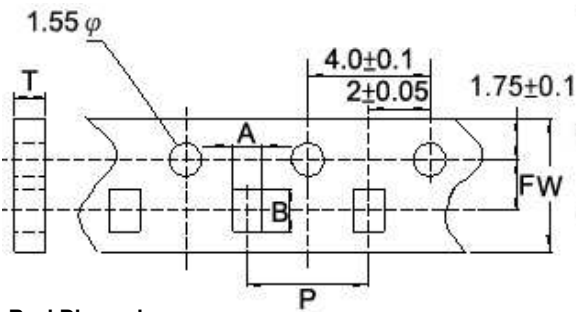
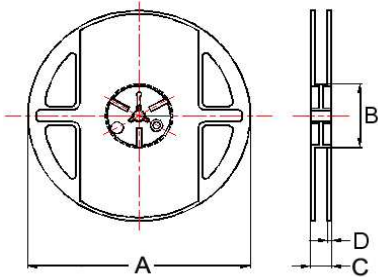


Figure 2



Reel Dimensions



Dimensions in mm

TYPE	Fig.	Tape Dimensions								Reel Dimensions				Quantity PCS / Reel
		A	B	T	W	P	F	K	A	B	C	D		
AWCM00120707	1	0.67	1.23	0.75	8	2	3.5	0.59	178±1	60±0.5	12±0.5	1.5±0.5	4000	
AWCM00161008	2	1.20	1.8	1.05	8	4	3.5	-	178	60	12	1.5	4000	

For More Information:

Americas - prodinfo_power_americas@yageo.com | Europe - prodinfo_power_emea@yageo.com | Asia - prodinfo_power_asia@yageo.com

Performance warranty of products offered on this data sheet is limited to the parameters specified. Data is subject to change without notice. Other brand and product names mentioned herein may be trademarks or registered trademarks of their respective owners. © Copyright, 2022. Pulse Electronics, Inc. All rights reserved.

X-ON Electronics

Largest Supplier of Electrical and Electronic Components

Click to view similar products for [RF inductors - SMD category](#):

Click to view products by [Pulse manufacturer](#):

Other Similar products are found below :

[MHL1ECTTP82NJ](#) [MHL1ECTTP8N2J](#) [CIH10T12NJNC](#) [B82498B1332J000](#) [B82498B3121J000](#) [0805WL220GT](#) [1008WL101GT](#)
[0805WL681GT](#) [IWC0402D27NR-3G](#) [IWC0603F68NR-3G](#) [IWC0402AR10R-3G](#) [0603WL470JT](#) [IWC0402D33NR-3G](#) [IWC0603F47NR-3G](#)
[0805WL151JT](#) [IWC0402A68NR-3G](#) [IWC0402AR12R-3G](#) [IWC0402A82NR-3G](#) [IWC0402B39NR-3G](#) [IWC0603CR12R-3G](#)
[IWC0603AR33R-3G](#) [IWC0603BR18R-3G](#) [IWC0603F39NR-3G](#) [IWC0603BR22R-3G](#) [IWC0402A47NR-3G](#) [IWC0603AR27R-3G](#)
[IWC0603F27NR-3G](#) [IWC1008DR68R-3G](#) [IWC1008FR12R-3G](#) [IWC1008FR18R-3G](#) [IWC1008J33NR-3G](#) [IWC1008J82NR-3G](#)
[IWC1008DR47R-3G](#) [IWC1008J18NR-3G](#) [IWC0805E22NR-3G](#) [IWC1008DR82R-3G](#) [IWC0805E33NR-3G](#) [IWC1008J68NR-3G](#)
[IWC0805D82NR-3G](#) [IWC0805DR10R-3G](#) [IWC0805E39NR-3G](#) [IWC1008DR39R-3G](#) [IWC0805DR15R-3G](#) [IWC1008J39NR-3G](#)
[IWC1008J27NR-3G](#) [IWC0805DR18R-3G](#) [IWC0805E68NR-3G](#) [IWC1008ER27R-3G](#) [IWC1008FR10R-3G](#) [IWC1008J22NR-3G](#)