

Power Inductor AWVT Series

**Automotive
AEC-Q200**

RoHS Compliant
Halogen Free
REACH Compliant



- Power Circuit
- Shield
- Magnetic Resin LVx
- Ferrite
- High Current

Part Numbering

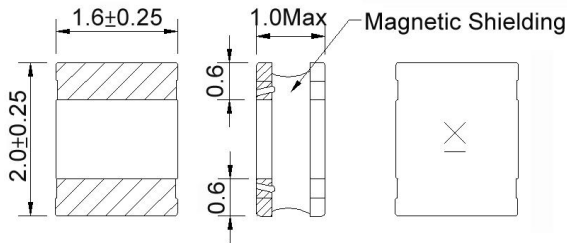
| A | WVT | 00 | 252012 | 1R0 | M | 00 |
|-------|-------------|--------------|----------------------|-----------------|-----------|---------------|
| Grade | Series Name | Control Code | Dimensions Code (mm) | Inductance (uH) | Tolerance | Internal Code |
| | | | 201610 2.0x1.6x1.0 | R47 0.47 | M ±20% | |
| | | | 252010 2.5x2.0x1.02 | 1R0 1.0 | T ±30% | |
| | | | 252012 2.5x2.0x1.2 | 101 100 | | |
| | | | 303010 3.0x3.0x1.02 | | | |
| | | | 303012 3.0x3.0x1.2 | | | |
| | | | 404012 4.0x4.0x1.2 | | | |
| | | | 404015 4.0x4.0x1.5 | | | |
| | | | 404026 4.0x4.0x2.6 | | | |
| | | | 505020 5.0x5.0x2.0 | | | |
| | | | 606020 6.0x6.0x2.0 | | | |
| | | | 808040 8.0x8.0x4.0 | | | |

Power Inductor AWVT Series

**Automotive
AEC-Q200**

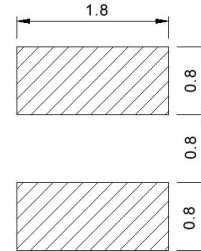
AWVT00201610 Type

■ Dimensions



unit:mm

■ Recommended Land Pattern



unit:mm

■ Electrical Characteristics

| Part No. | Inductance (uH) | Test Freq. | RDC (Ω)±30% | Isat(A) Typ.(Max) | Irms(A) Typ.(Max) | Tolerance (±%) | Marking |
|--------------------|-----------------|------------|-------------|-------------------|-------------------|----------------|---------|
| AWVT00201610R47□00 | 0.47 | 1MHz,200mV | 0.072 | 2.40(2.10) | 2.40(2.10) | 20,30 | A |

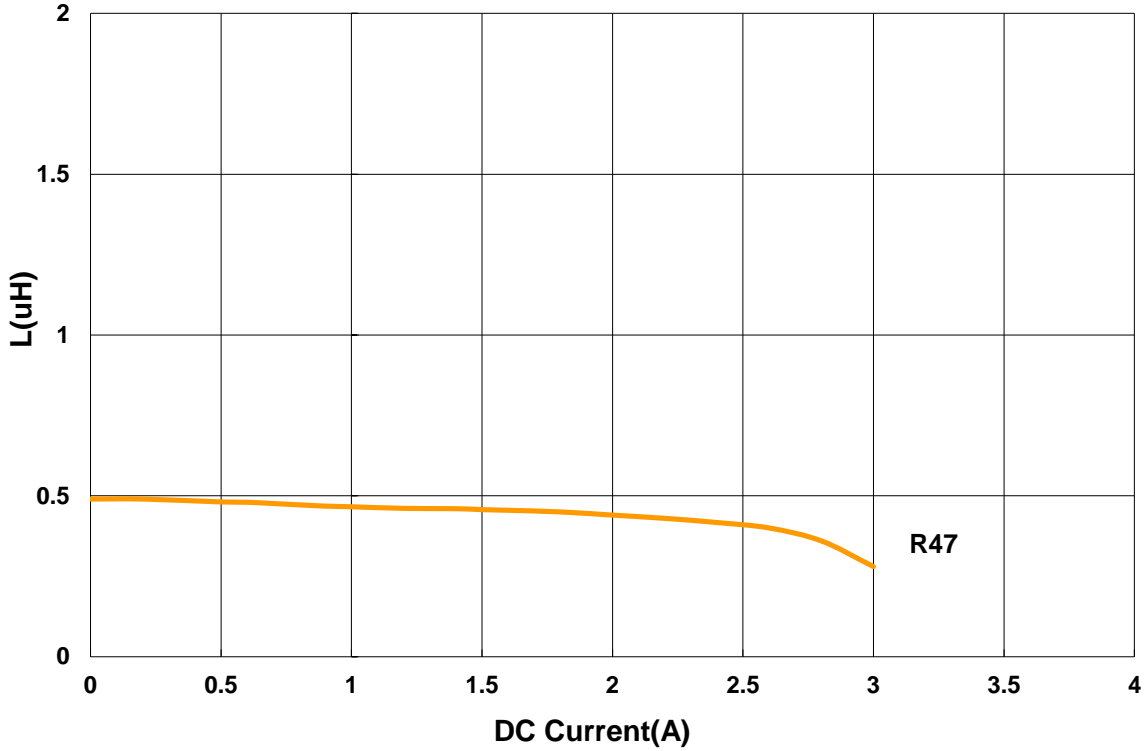
Note: When ordering, please specify tolerance code. Tolerance: M=±20% / T=±30%

- Operating temperature range - 40°C ~ 125°C
- Isat for Inductance drop 30% from its value without current.
- Irms for a 40°C temperature rise from 25°C ambient with current
- Measure Equipment:
 - L: Agilent HP4287A+Agilent HP16197A
 - RDC: DIGITAL MILLINHM METER CHROMA 16502, or equivalent
 - Isat: Agilent HP4284A
 - Irms: Agilent HP4284A

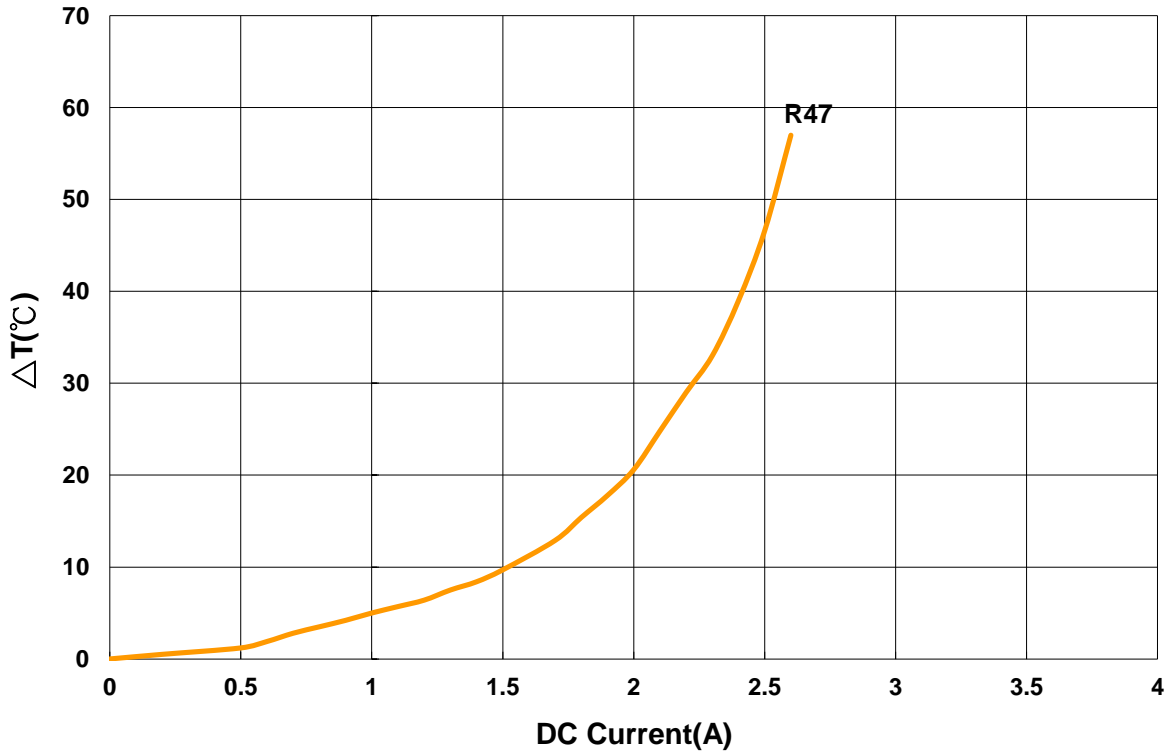
AWVT00201610 Type

■ Characteristics Graph

Inductance vs. DC Current



Temperature Change vs. DC Current

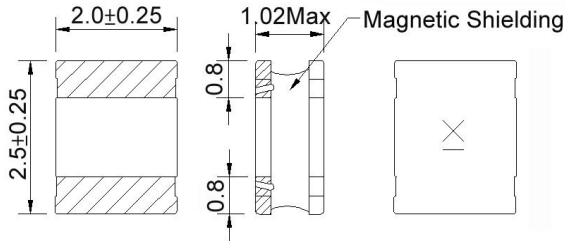


Power Inductor AWVT Series

**Automotive
AEC-Q200**

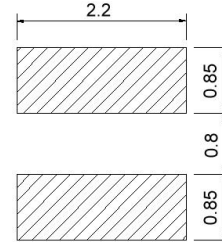
AWVT00252010 Type

■ Dimensions



unit:mm

■ Recommended Land Pattern



unit:mm

■ Electrical Characteristics

| Part No. | Inductance (uH) | Test Freq. | RDC (Ω)±30% | Isat(A) Typ.(Max) | Irms(A) Typ.(Max) | Tolerance (±%) | Marking |
|--------------------|-----------------|------------|-------------|-------------------|-------------------|----------------|---------|
| AWVT00252010R68□00 | 0.68 | 1MHz,200mV | 0.050 | 2.40(2.10) | 2.20(1.90) | 20,30 | K |
| AWVT002520102R2□00 | 2.2 | 1MHz,200mV | 0.135 | 1.40(1.20) | 1.50(1.30) | 20,30 | D |
| AWVT002520103R3□00 | 3.3 | 1MHz,200mV | 0.220 | 1.10(1.00) | 1.20(1.00) | 20,30 | E |
| AWVT002520106R8□00 | 6.8 | 1MHz,200mV | 0.435 | 0.78(0.70) | 0.84(0.75) | 20,30 | G |

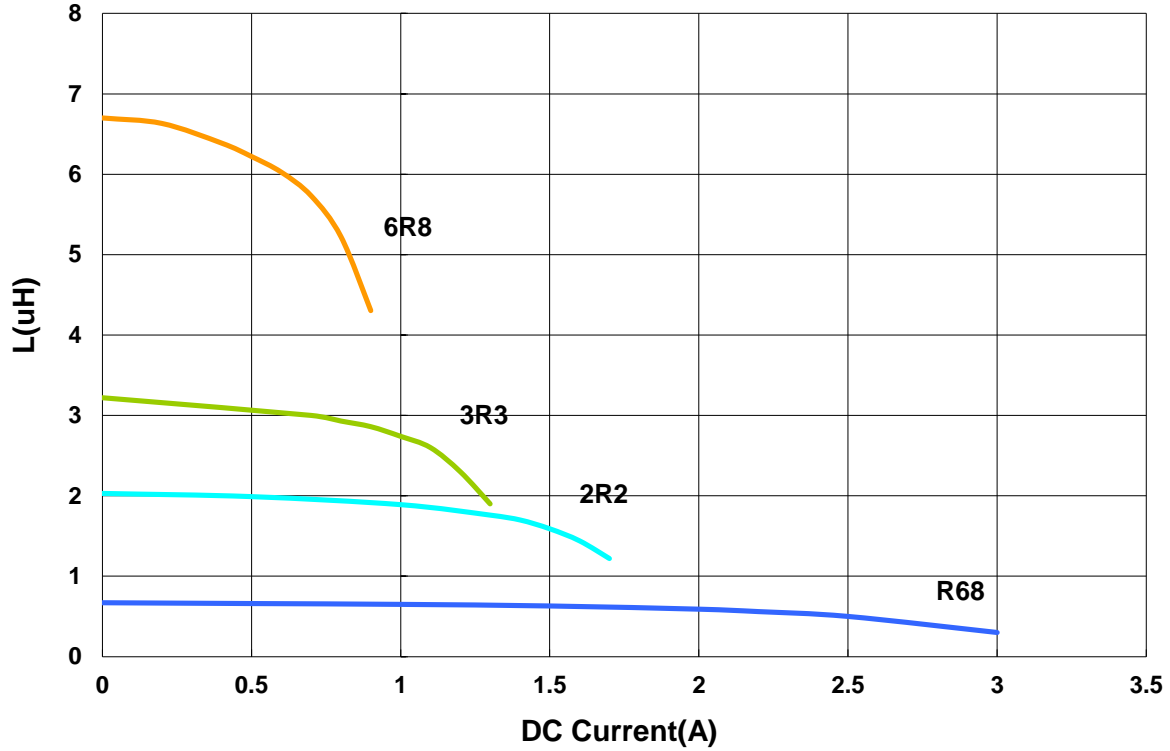
Note: When ordering, please specify tolerance code. Tolerance: M=±20% / T=±30%

1. Operating temperature range - 40°C ~ 125°C
2. Isat for Inductance drop 30% from its value without current.
3. I_{rms} for a 40°C temperature rise from 25°C ambient with current
4. Measure Equipment:
 L: Agilent HP4287A+Agilent HP16197A
 RDC: DIGITAL MILLINHM METER CHROMA 16502, or equivalent
 Isat: Agilent HP4284A
 I_{rms}: Agilent HP4284A

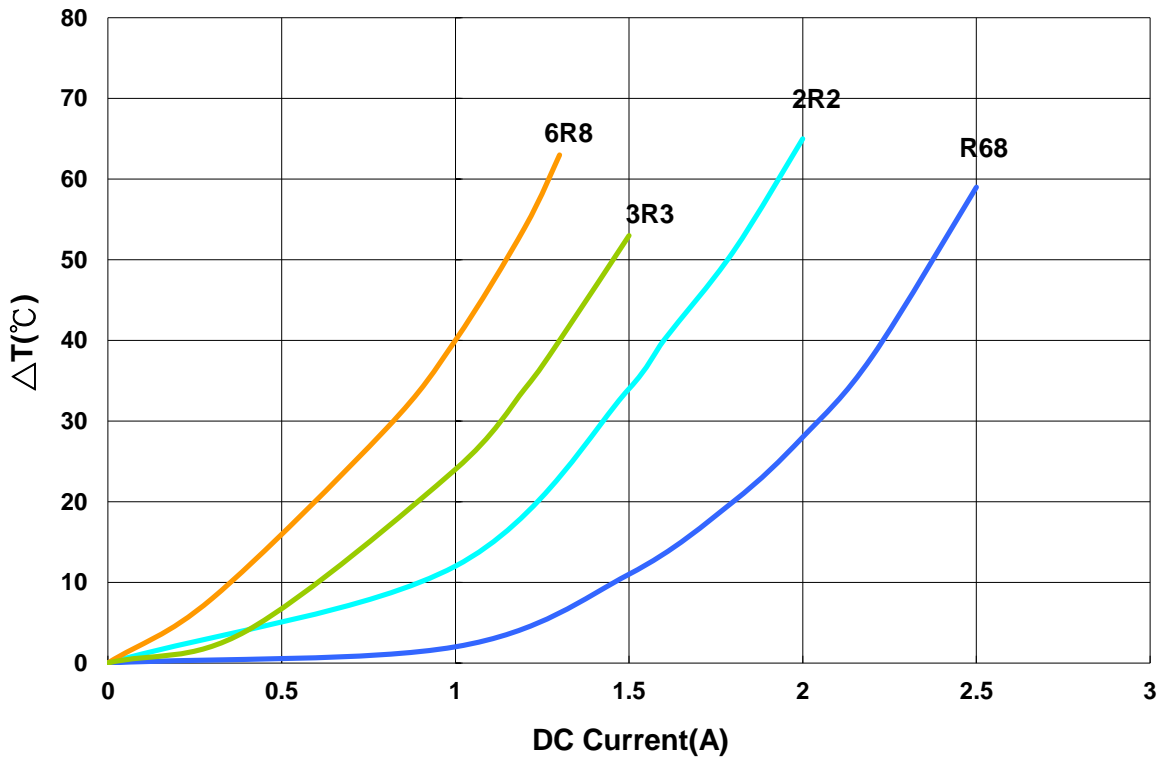
AWVT00252010 Type

■ Characteristics Graph

Inductance vs. DC Current



Temperature Change vs. DC Current

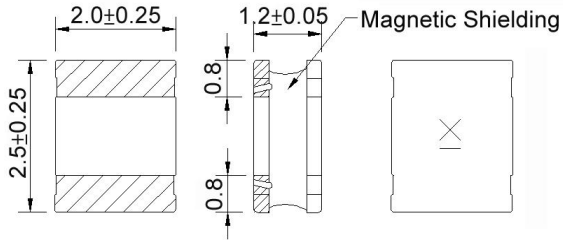


Power Inductor AWVT Series

**Automotive
AEC-Q200**

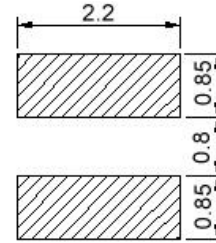
AWVT00252012 Type

■ Dimensions



unit:mm

■ Recommended Land Pattern



unit:mm

■ Electrical Characteristics

| Part No. | Inductance (uH) | Test Freq. | RDC (Ω)±30% | Isat(A) Typ.(Max) | Irms(A) Typ.(Max) | Tolerance (±%) | Marking |
|--------------------|-----------------|------------|-------------|-------------------|-------------------|----------------|---------|
| AWVT00252012R47□00 | 0.47 | 1MHz,200mV | 0.027 | 3.70(3.30) | 3.10(2.70) | 20,30 | A |

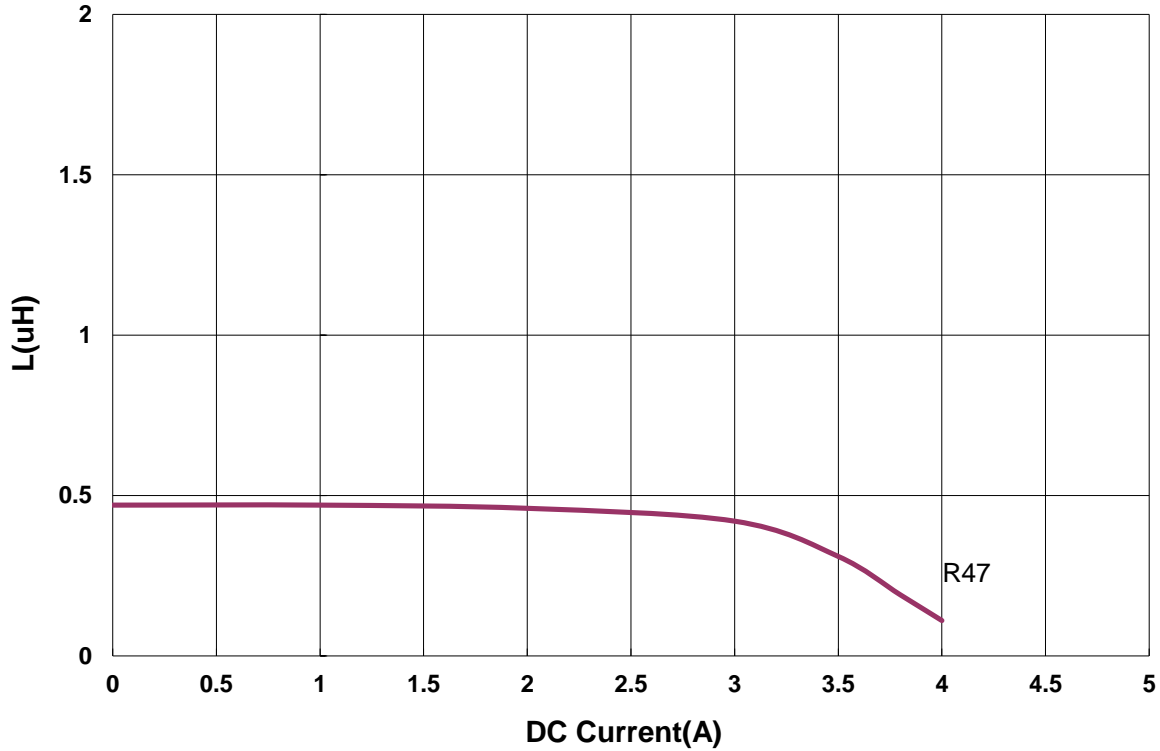
Note: When ordering, please specify tolerance code. Tolerance: M=±20% / T=±30%

- Operating temperature range - 40°C ~ 125°C
- Isat for Inductance drop 30% from its value without current.
- Irms for a 40°C temperature rise from 25°C ambient with current
- Measure Equipment:
 - L: Agilent HP4287A+Agilent HP16197A
 - RDC: DIGITAL MILLINHM METER CHROMA 16502, or equivalent
 - Isat: Agilent HP4284A
 - Irms: Agilent HP4284A

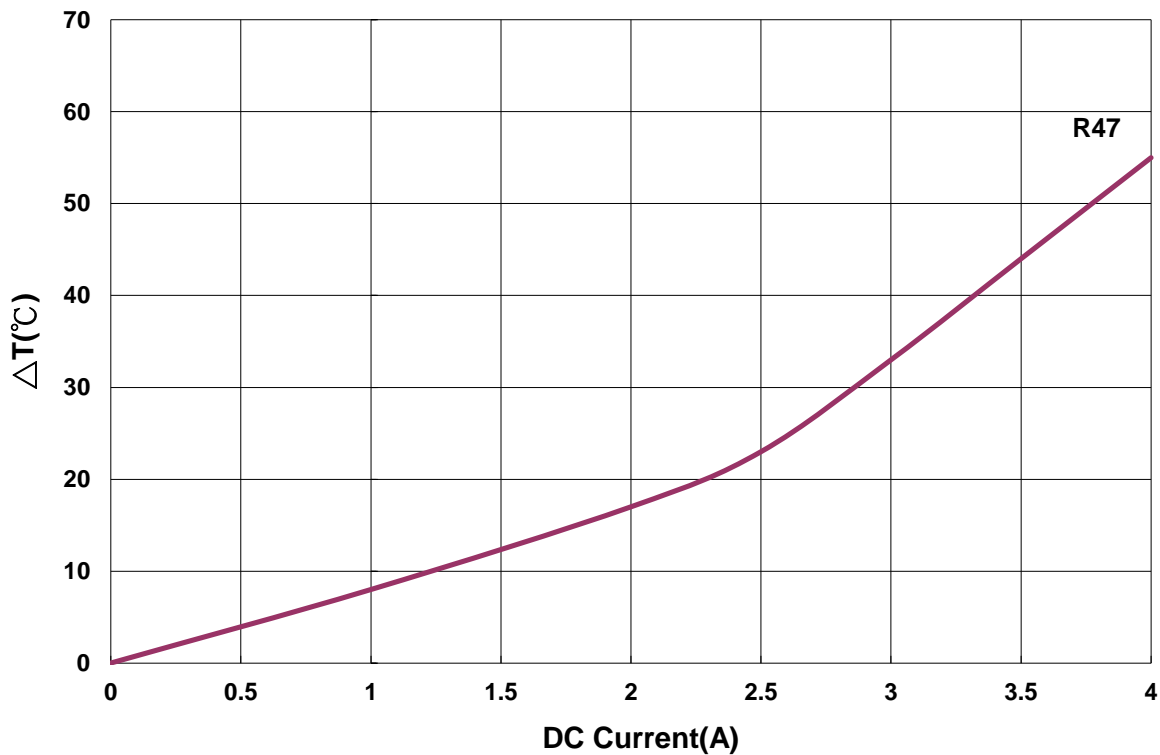
AWVT00252012 Type

■ Characteristics Graph

Inductance vs. DC Current



Temperature Change vs. DC Current

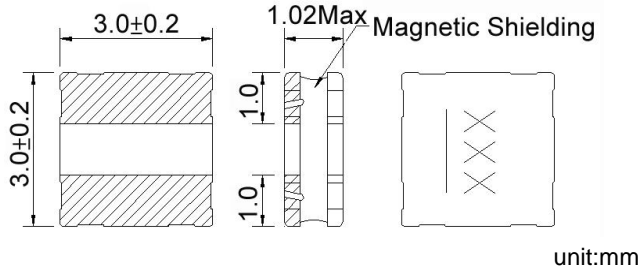


Power Inductor AWVT Series

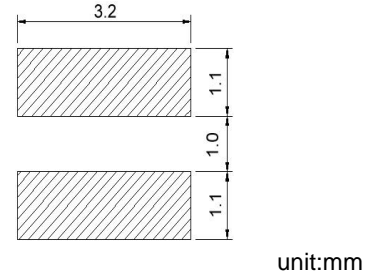
**Automotive
AEC-Q200**

AWVT00303010 Type

■ Dimensions



■ Recommended Land Pattern



■ Electrical Characteristics

| Part No. | Inductance (uH) | Test Freq. | RDC (Ω)±30% | Isat(A) Typ.(Max) | Irms(A) Typ.(Max) | Tolerance (±%) | Marking |
|--------------------|-----------------|------------|-------------|-------------------|-------------------|----------------|---------|
| AWVT003030101R0□00 | 1.0 | 1MHz,200mV | 0.063 | 2.40(2.10) | 2.30(2.00) | 20,30 | 1R0 |
| AWVT003030103R3□00 | 3.3 | 1MHz,200mV | 0.165 | 1.20(1.00) | 1.10(0.99) | 20,30 | 3R3 |

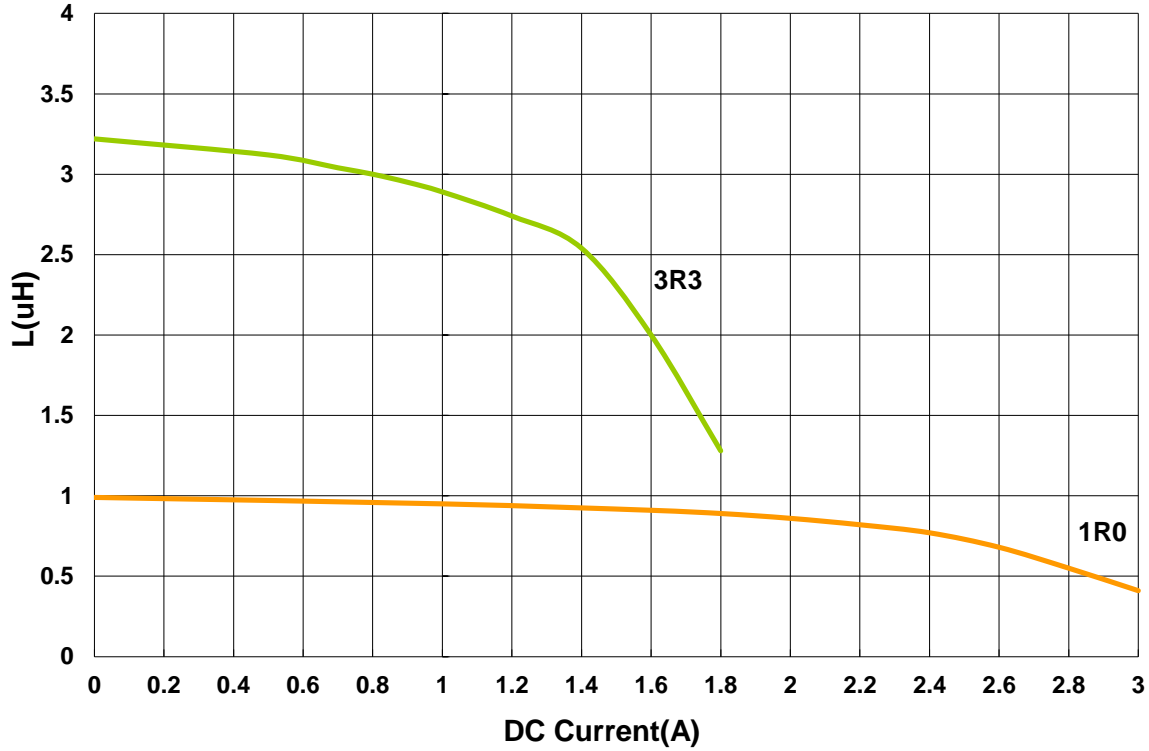
Note: When ordering, please specify tolerance code. Tolerance: M=±20% / T=±30%

1. Operating temperature range - 40°C ~ 125°C
2. Isat for Inductance drop 30% from its value without current.
3. I rms for a 40°C temperature rise from 25°C ambient with current
4. Measure Equipment:
 - L: Agilent HP4287A+Agilent HP16197A
 - RDC: DIGITAL MILLINHM METER CHROMA 16502, or equivalent
 - Isat: Agilent HP4284A
 - I rms: Agilent HP4284A

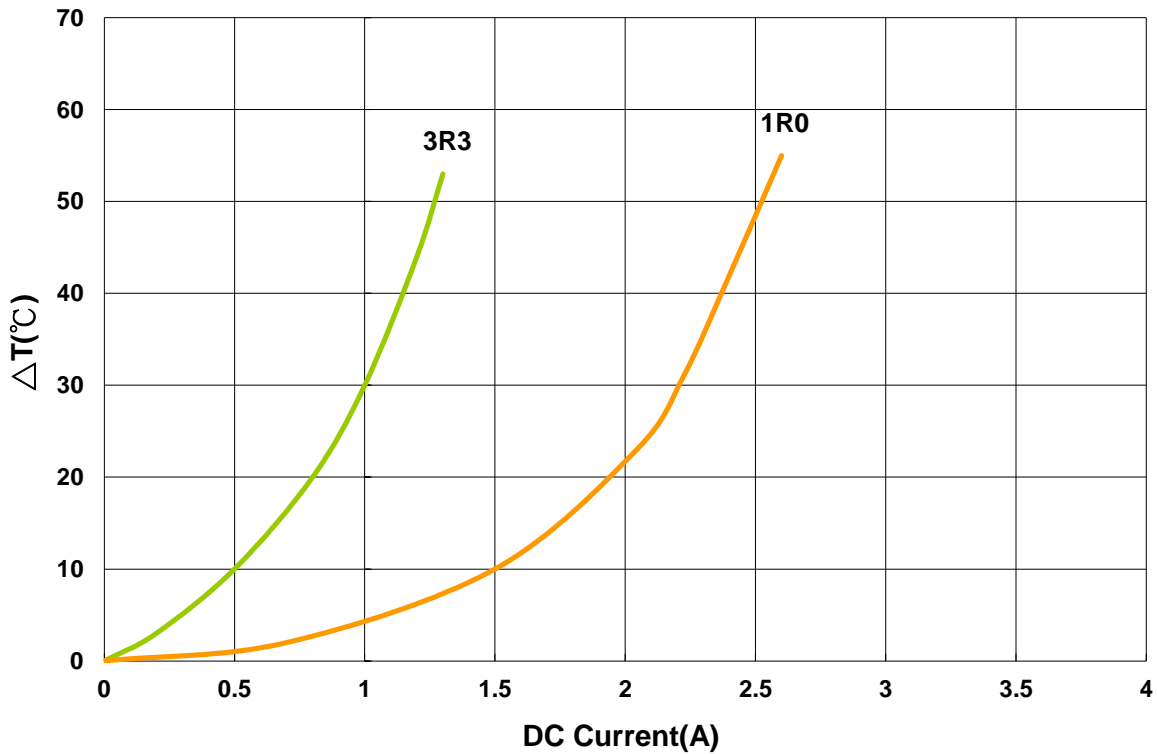
AWVT00303010 Type

■ Characteristics Graph

Inductance vs. DC Current



Temperature Change vs. DC Current

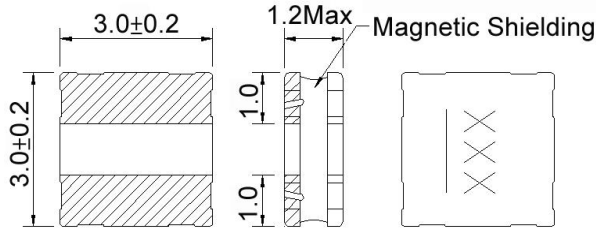


Power Inductor AWVT Series

**Automotive
AEC-Q200**

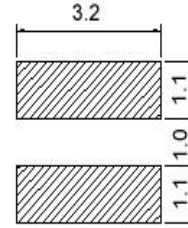
AWVT00303012 Type

■ Dimensions



unit:mm

■ Recommended Land Pattern



unit:mm

■ Electrical Characteristics

| Part No. | Inductance (uH) | Test Freq. | RDC (Ω)±30% | Isat(A) Typ.(Max) | Irms(A) Typ.(Max) | Tolerance (±%) | Marking |
|--------------------|-----------------|------------|-------------|-------------------|-------------------|----------------|---------|
| AWVT00303012R47□00 | 0.47 | 1MHz,200mV | 0.032 | 4.3(3.87) | 4.0(3.60) | 20,30 | R47 |
| AWVT003030121R0□00 | 1 | 1MHz,200mV | 0.06 | 3.1(2.79) | 3.0(2.70) | 20,30 | 1R0 |
| AWVT003030121R5□00 | 1.5 | 1MHz,200mV | 0.072 | 2.7(2.43) | 2.6(2.34) | 20,30 | 1R5 |

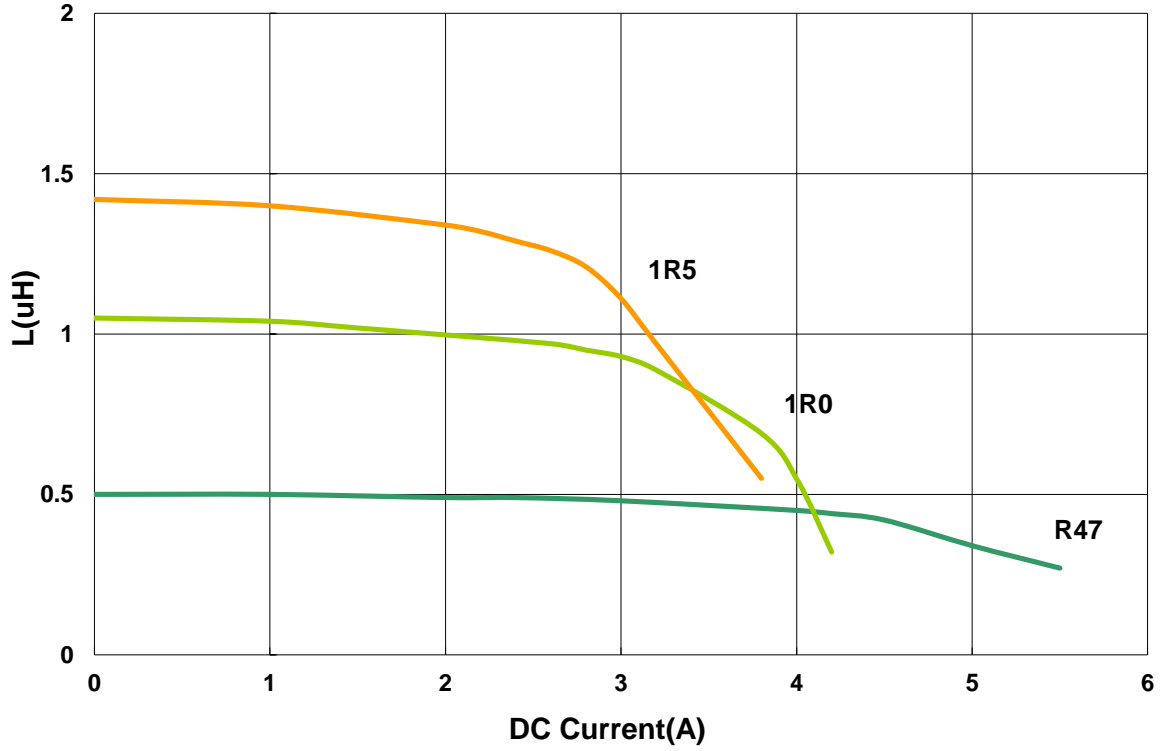
Note: When ordering, please specify tolerance code. Tolerance: M=±20% / T=±30%

1. Operating temperature range - 40°C ~ 125°C
2. Isat for Inductance drop 30% from its value without current.
3. I rms for a 40°C temperature rise from 25°C ambient with current
4. Measure Equipment:
 - L: Agilent HP4287A+Agilent HP16197A
 - RDC: DIGITAL MILLINHM METER CHROMA 16502, or equivalent
 - Isat: Agilent HP4284A
 - I rms: Agilent HP4284A

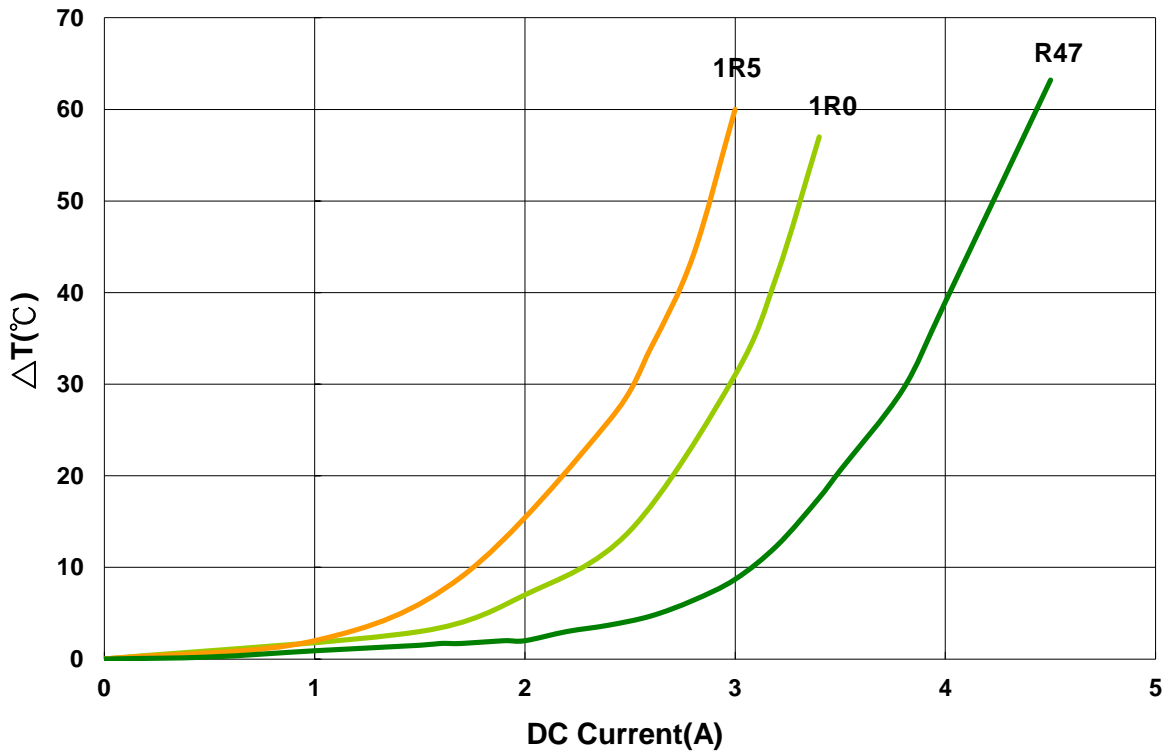
AWVT00303012 Type

■ Characteristics Graph

Inductance vs. DC Current



Temperature Change vs. DC Current

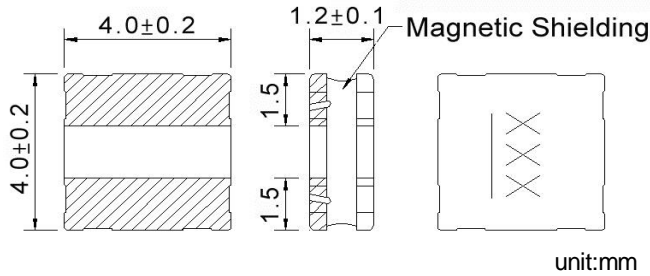


Power Inductor AWVT Series

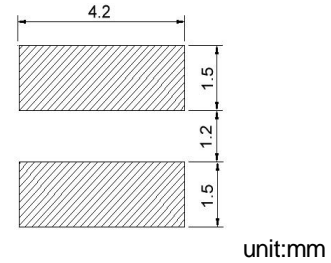
**Automotive
AEC-Q200**

AWVT00404012 Type

■ Dimensions



■ Recommended Land Pattern



■ Electrical Characteristics

| Part No. | Inductance (uH) | Test Freq. | RDC (Ω)±30% | Isat(A) Typ.(Max) | Irms(A) Typ.(Max) | Tolerance (±%) | Marking |
|--------------------|-----------------|------------|-------------|-------------------|-------------------|----------------|---------|
| AWVT00404012R50□00 | 0.5 | 1MHz,200mV | 0.030 | 3.90(3.50) | 3.5(3.10) | 20,30 | R50 |
| AWVT004040121R0□00 | 1.0 | 1MHz,200mV | 0.040 | 2.90(2.60) | 3.0(2.70) | 20,30 | 1R0 |
| AWVT004040121R5□00 | 1.5 | 1MHz,200mV | 0.051 | 2.30(2.00) | 2.5(2.20) | 20,30 | 1R5 |
| AWVT004040122R2□00 | 2.2 | 1MHz,200mV | 0.060 | 1.90(1.70) | 2.3(2.00) | 20,30 | 2R2 |
| AWVT004040124R7□00 | 4.7 | 1MHz,200mV | 0.094 | 1.30(1.10) | 1.8(1.60) | 20,30 | 4R7 |
| AWVT004040126R8□00 | 6.8 | 1MHz,200mV | 0.135 | 1.00(0.95) | 1.5(1.30) | 20,30 | 6R8 |
| AWVT00404012150□00 | 15 | 1MHz,200mV | 0.260 | 0.78(0.70) | 1.0(0.90) | 20,30 | 150 |
| AWVT00404012220□00 | 22 | 1MHz,200mV | 0.390 | 0.62(0.55) | 0.8(0.72) | 20,30 | 220 |

Note: When ordering, please specify tolerance code. Tolerance: M=±20% / T=±30%

- Operating temperature range - 40°C ~ 125°C
- Isat for Inductance drop 30% from its value without current
- Irms for a 40°C temperature rise from 25°C ambient with current
- Measure Equipment:
 - L: Agilent HP4284A+Agilent HP42841A
 - RDC: DIGITAL MILLINHM METER CHROMA 16502, or equivalent
 - Isat: Agilent HP4284A
 - Irms: Agilent HP4284A

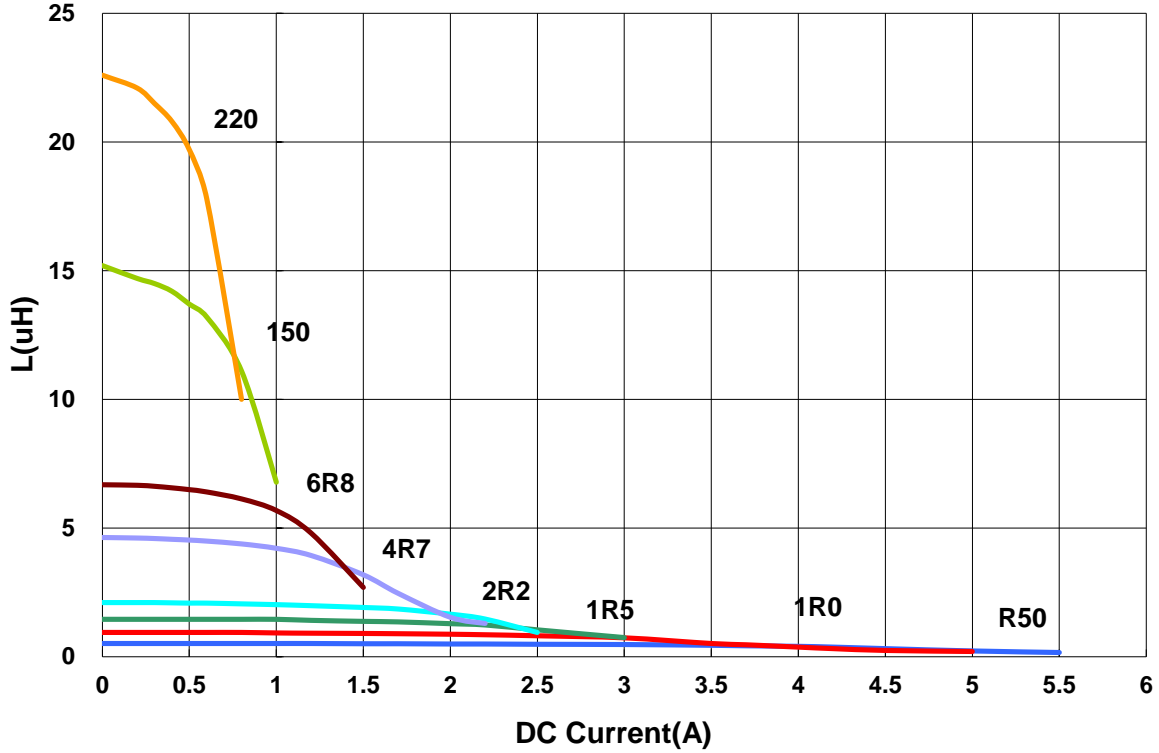
Power Inductor AWT Series

**Automotive
AEC-Q200**

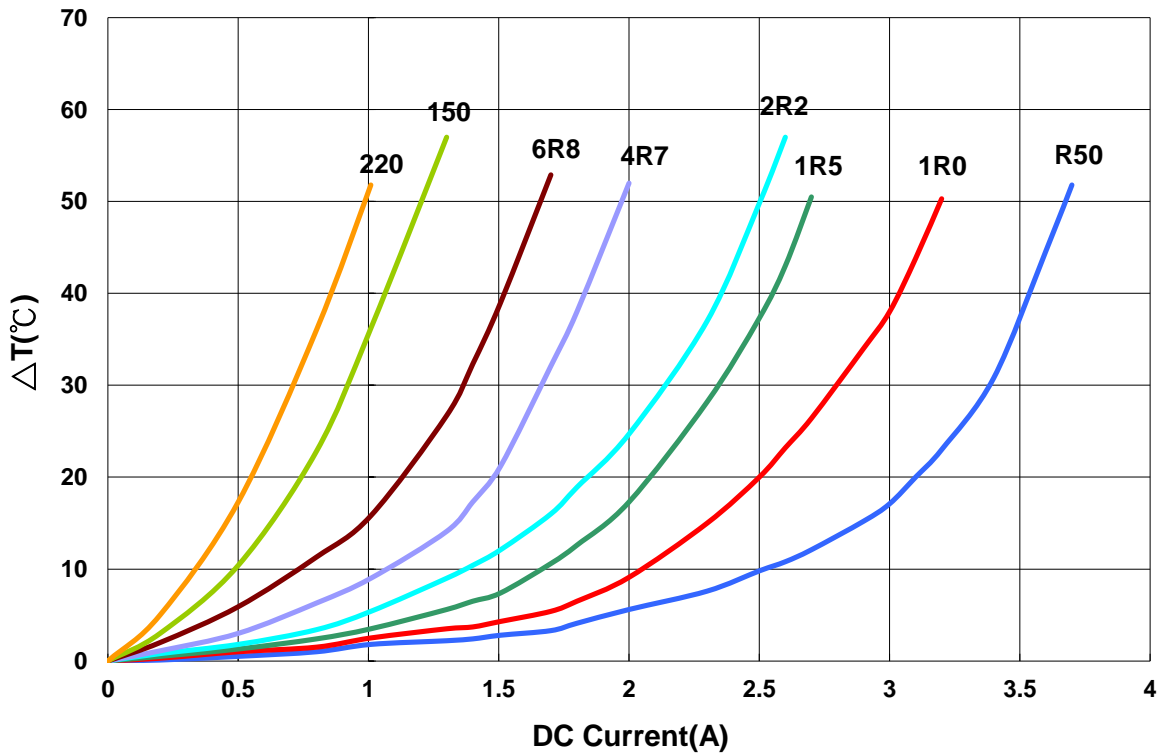
AWVT00404012 Type

Characteristics Graph

Inductance vs. DC Current



Temperature Change vs. DC Current

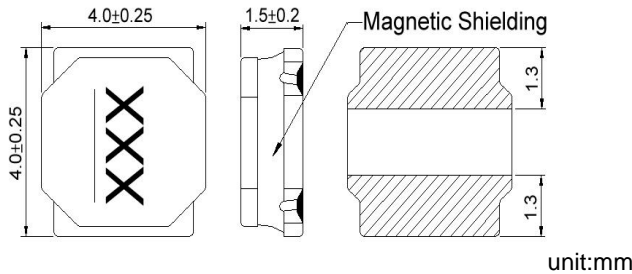


Power Inductor AWVT Series

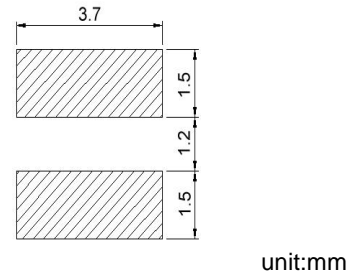
**Automotive
AEC-Q200**

AWVT00404015 Type

■ Dimensions



■ Recommended Land Pattern



■ Electrical Characteristics

| Part No. | Inductance (uH) | Test Freq. | RDC (Ω)±30% | Isat(A) Typ.(Max) | Irms(A) Typ.(Max) | Tolerance (±%) | Marking |
|--------------------|-----------------|------------|-------------|-------------------|-------------------|----------------|---------|
| AWVT004040151R0□00 | 1.0 | 1MHz,200mV | 0.034 | 3.6(3.20) | 3.7(3.30) | 20,30 | 1R0 |
| AWVT004040153R3□00 | 3.3 | 1MHz,200mV | 0.080 | 2.0(1.80) | 2.2(1.90) | 20,30 | 3R3 |

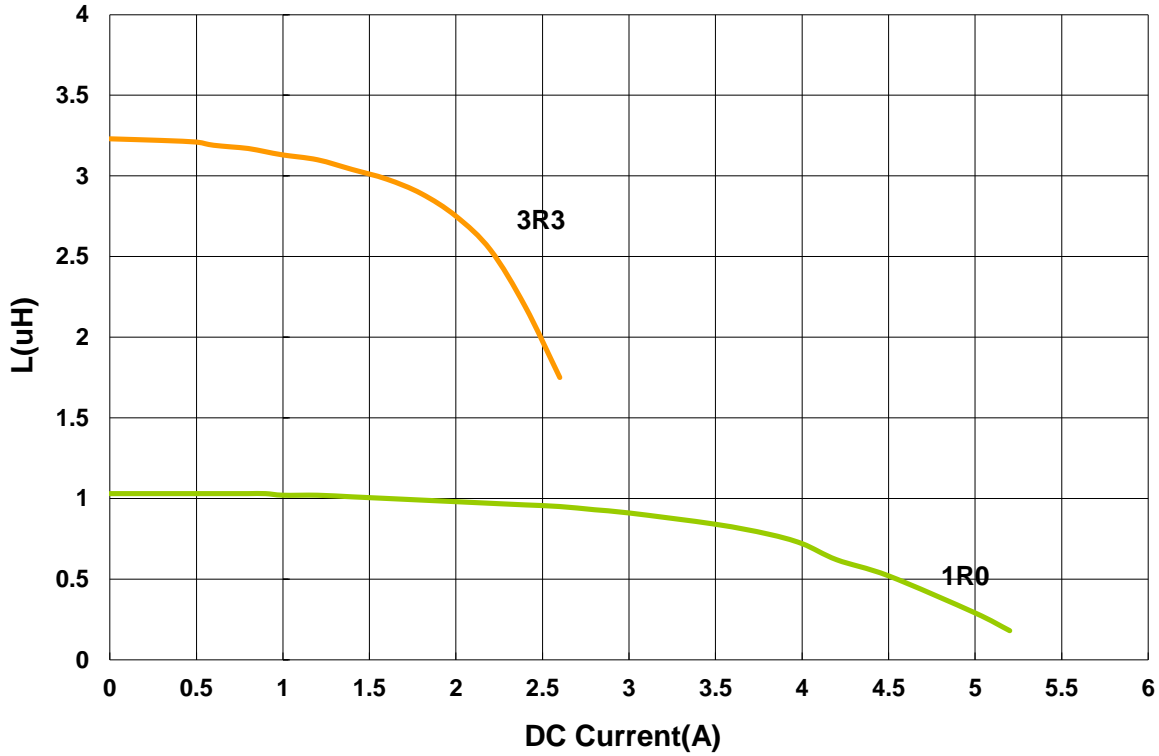
Note: When ordering, please specify tolerance code. Tolerance: M=±20% / T=±30%

1. Operating temperature range - 40°C ~ 125°C
2. Isat for Inductance drop 30% from its value without current
3. I rms for a 40°C temperature rise from 25°C ambient with current
4. Measure Equipment:
 - L: Agilent HP4284A+Agilent HP42841A
 - RDC: DIGITAL MILLINHM METER CHROMA 16502, or equivalent
 - Isat: Agilent HP4284A
 - I rms: Agilent HP4284A

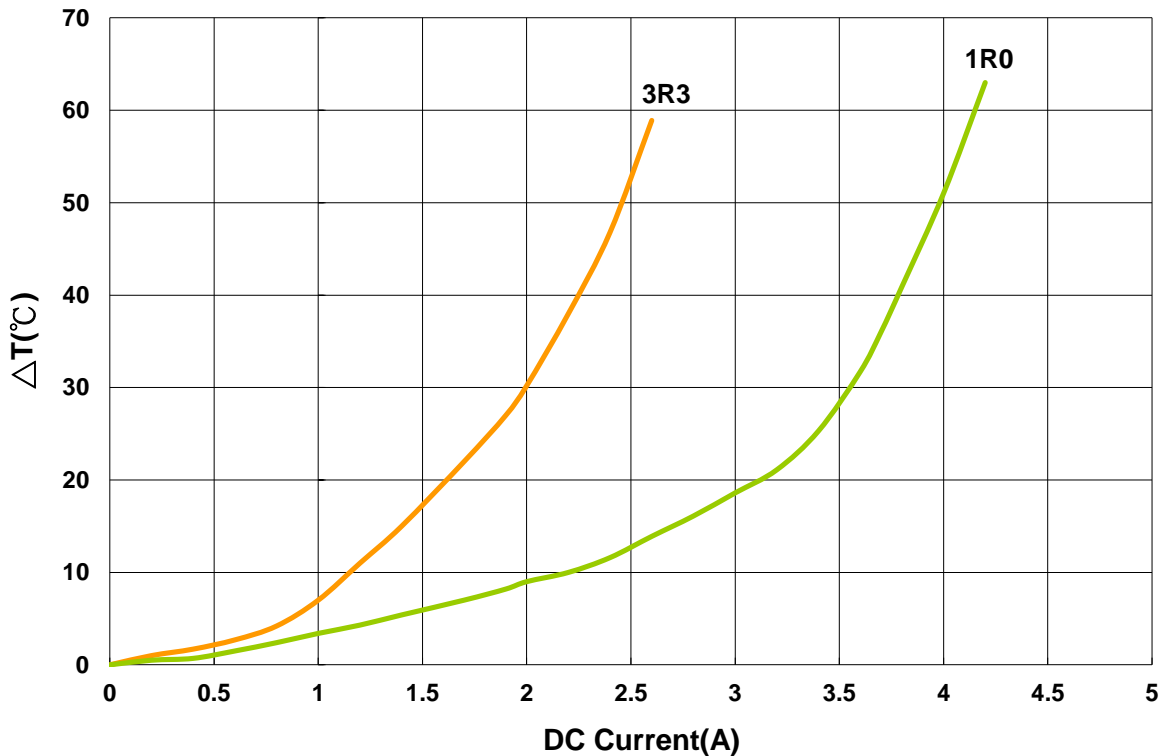
AWVT00404015 Type

■ Characteristics Graph

Inductance vs. DC Current



Temperature Change vs. DC Current

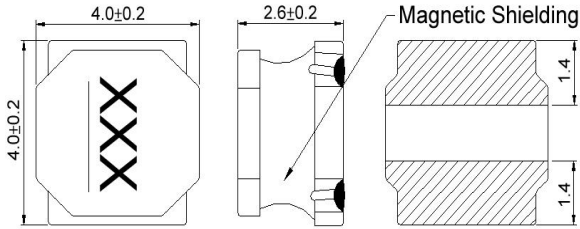


Power Inductor AWVT Series

**Automotive
AEC-Q200**

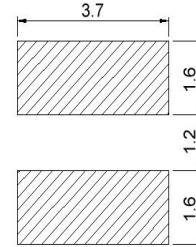
AWVT00404026 Type

■ Dimensions



unit:mm

■ Recommended Land Pattern



unit:mm

■ Electrical Characteristics

| Part No. | Inductance (uH) | Test Freq. | RDC (Ω)±30% | Isat(A) Typ.(Max) | Irms(A) Typ.(Max) | Tolerance (±%) | Marking |
|--------------------|-----------------|------------|-------------|-------------------|-------------------|----------------|---------|
| AWVT00404026R47□00 | 0.47 | 100kHz,1V | 0.024 | 7.20(6.4) | 4.80(4.3) | 20,30 | R47 |
| AWVT00404026R50□00 | 0.50 | 100kHz,1V | 0.024 | 7.20(6.4) | 4.80(4.3) | 20,30 | R50 |

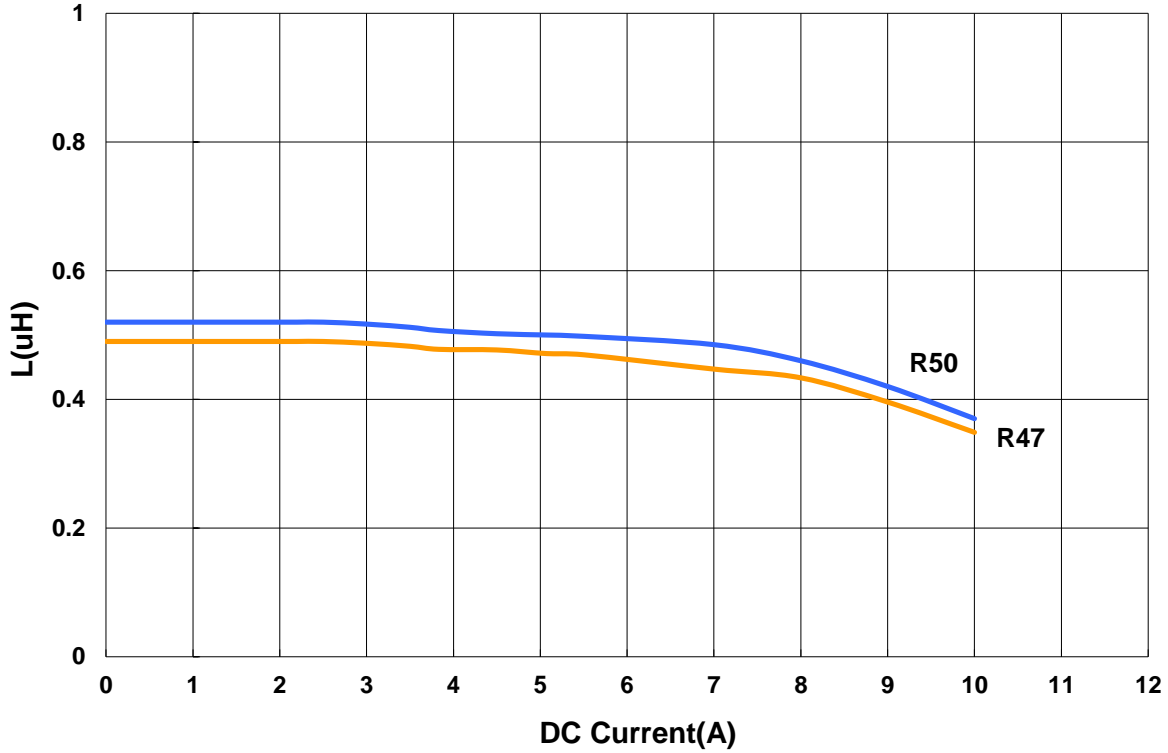
Note: When ordering, please specify tolerance code. Tolerance: M=±20% / T=±30%

1. Operating temperature range - 40°C ~ 125°C
2. Isat for Inductance drop 30% from its value without current
3. I rms for a 40°C temperature rise from 25°C ambient with current
4. Measure Equipment:
 - L: Agilent HP4284A+Agilent HP42841A
 - RDC: DIGITAL MILLINHM METER CHROMA 16502, or equivalent
 - Isat: Agilent HP4284A
 - I rms: Agilent HP4284A

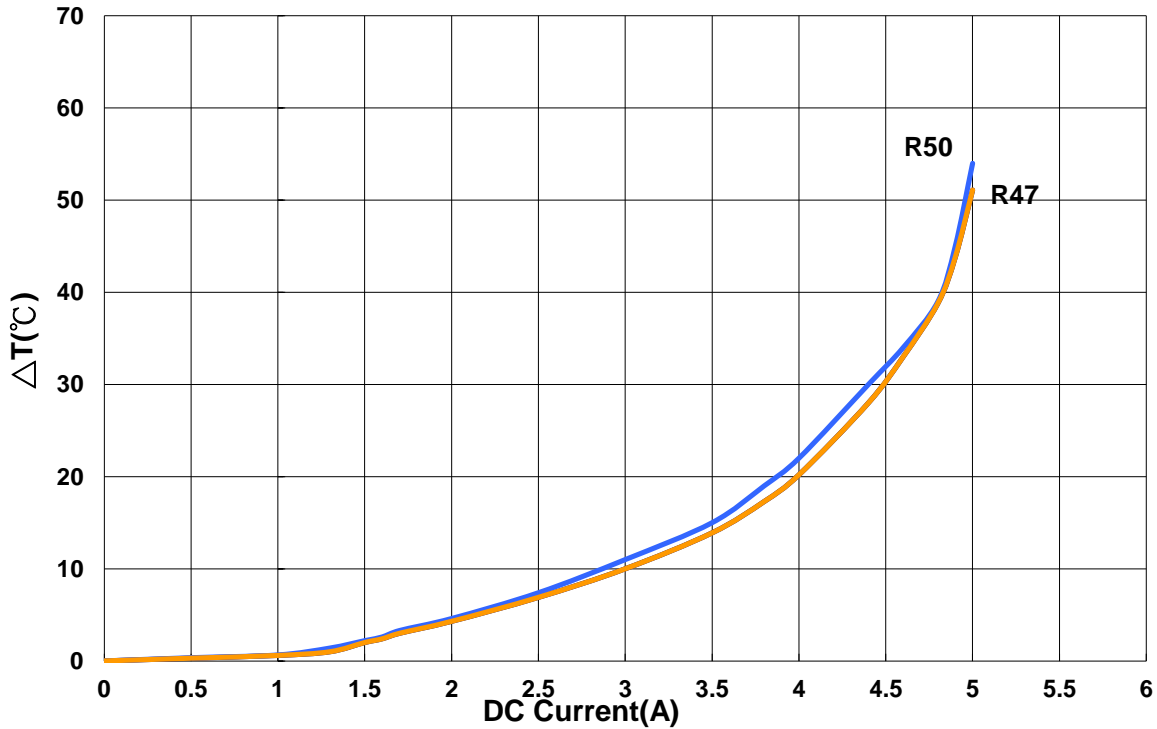
AWVT00404026 Type

■ Characteristics Graph

Inductance vs. DC Current



Temperature Change vs. DC Current

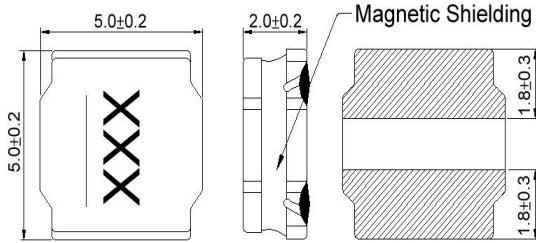


Power Inductor AWVT Series

**Automotive
AEC-Q200**

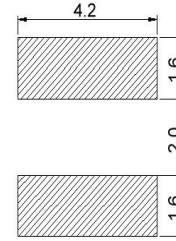
AWVT00505020 Type

■ Dimensions



unit:mm

■ Recommended Land Pattern



unit:mm

■ Electrical Characteristics

| Part No. | Inductance (uH) | Test Freq. | RDC (Ω)±30% | Isat(A) Typ.(Max) | Irms(A) Typ.(Max) | Tolerance (±%) | Marking |
|--------------------|-----------------|------------|-------------|-------------------|-------------------|----------------|---------|
| AWVT00505020R47□00 | 0.47 | 100kHz,1V | 0.0135 | 8.0(7.2) | 5.5(5.0) | 20,30 | R47 |
| AWVT005050203R3□00 | 3.3 | 100kHz,1V | 0.050 | 3.4(3.00) | 2.7(2.40) | 20,30 | 3R3 |

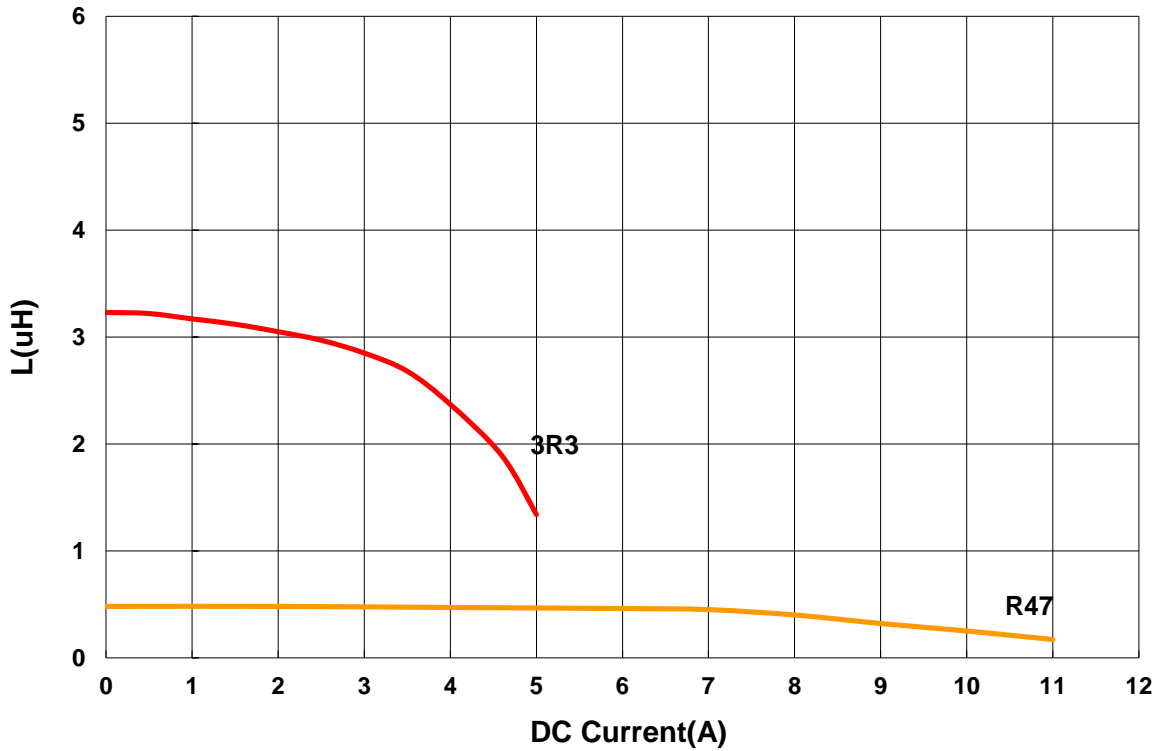
Note: When ordering, please specify tolerance code. Tolerance: M=±20% / T=±30%

1. Operating temperature range - 40°C ~ 125°C
2. Isat for Inductance drop 30% from its value without current
3. I rms for a 40°C temperature rise from 25°C ambient with current
4. Measure Equipment:
 - L: Agilent HP4284A+Agilent HP42841A
 - RDC: DIGITAL MILLINHM METER CHROMA 16502, or equivalent
 - Isat: Agilent HP4284A
 - I rms: Agilent HP4284A

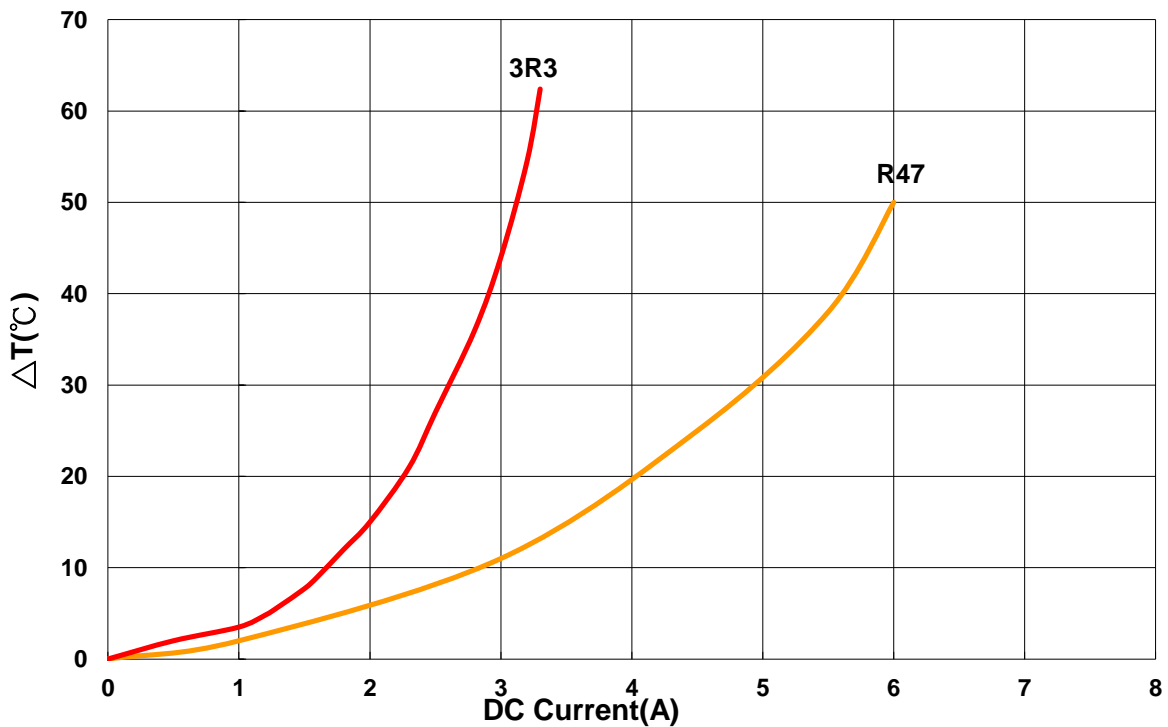
AWVT00505020 Type

■ Characteristics Graph

Inductance vs. DC Current



Temperature Change vs. DC Current

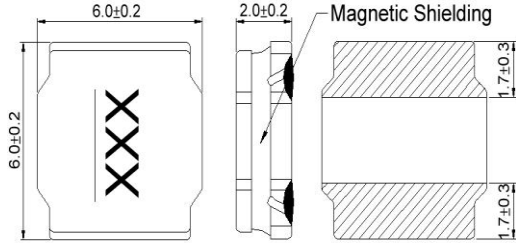


Power Inductor AWT Series

**Automotive
AEC-Q200**

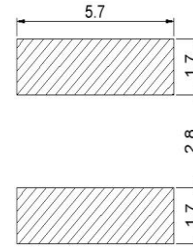
AWVT00606020 Type

■ Dimensions



unit:mm

■ Recommended Land Pattern



unit:mm

■ Electrical Characteristics

| Part No. | Inductance (uH) | Test Freq. | RDC (Ω)±30% | Isat(A) Typ.(Max) | Irms(A) Typ.(Max) | Tolerance (±%) | Marking |
|--------------------|-----------------|------------|-------------|-------------------|-------------------|----------------|---------|
| AWVT006060201R0□00 | 1.0 | 100kHz,1V | 0.019 | 6.4(5.70) | 4.2(3.70) | 20,30 | 1R0 |
| AWVT006060201R5□00 | 1.5 | 100kHz,1V | 0.026 | 5.4(4.80) | 3.7(3.30) | 20,30 | 1R5 |
| AWVT006060202R2□00 | 2.2 | 100kHz,1V | 0.034 | 4.5(4.00) | 3.3(2.90) | 20,30 | 2R2 |
| AWVT006060203R3□00 | 3.3 | 100kHz,1V | 0.045 | 3.6(3.20) | 2.8(2.50) | 20,30 | 3R3 |
| AWVT006060206R8□00 | 6.8 | 100kHz,1V | 0.085 | 2.6(2.30) | 1.9(1.70) | 20,30 | 6R8 |

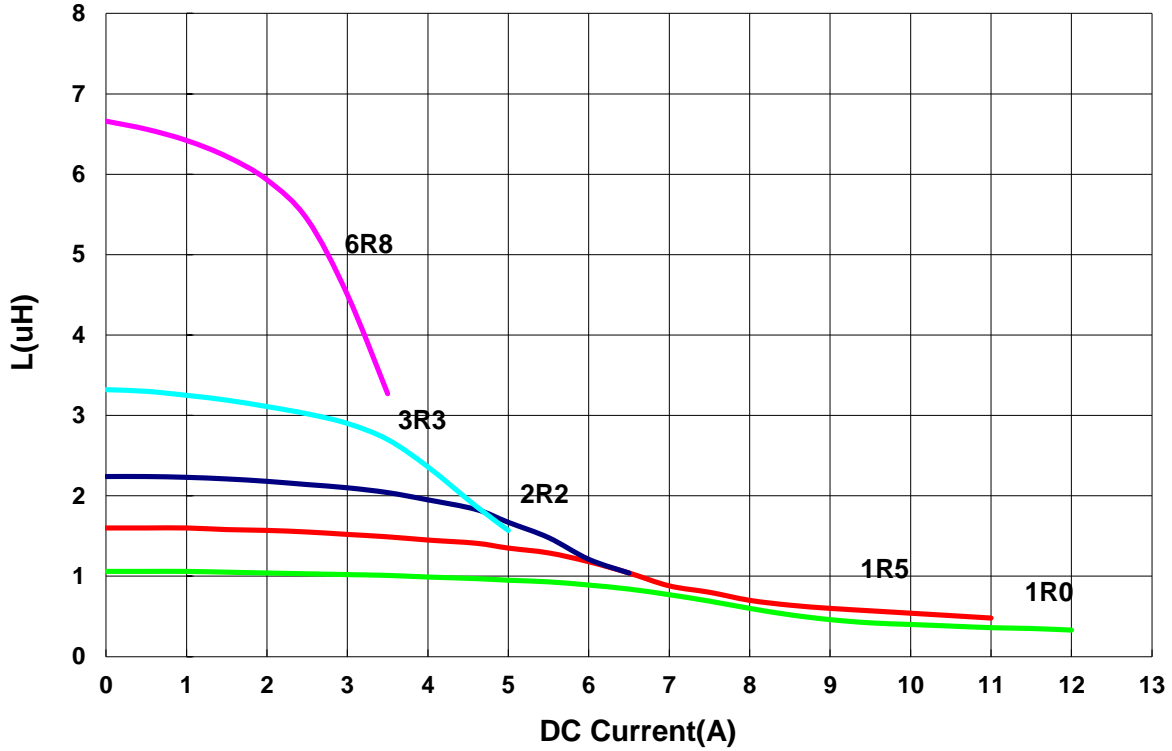
Note: When ordering, please specify tolerance code. Tolerance: M=±20% / T=±30%

1. Operating temperature range - 40°C ~ 125°C
2. Isat for Inductance drop 30% from its value without current
3. Irms for a 40°C temperature rise from 25°C ambient with current
4. Measure Equipment:
 - L: Agilent HP4284A+Agilent HP42841A
 - RDC: DIGITAL MILLINHM METER CHROMA 16502, or equivalent
 - Isat: Agilent HP4284A
 - Irms: Agilent HP4284A

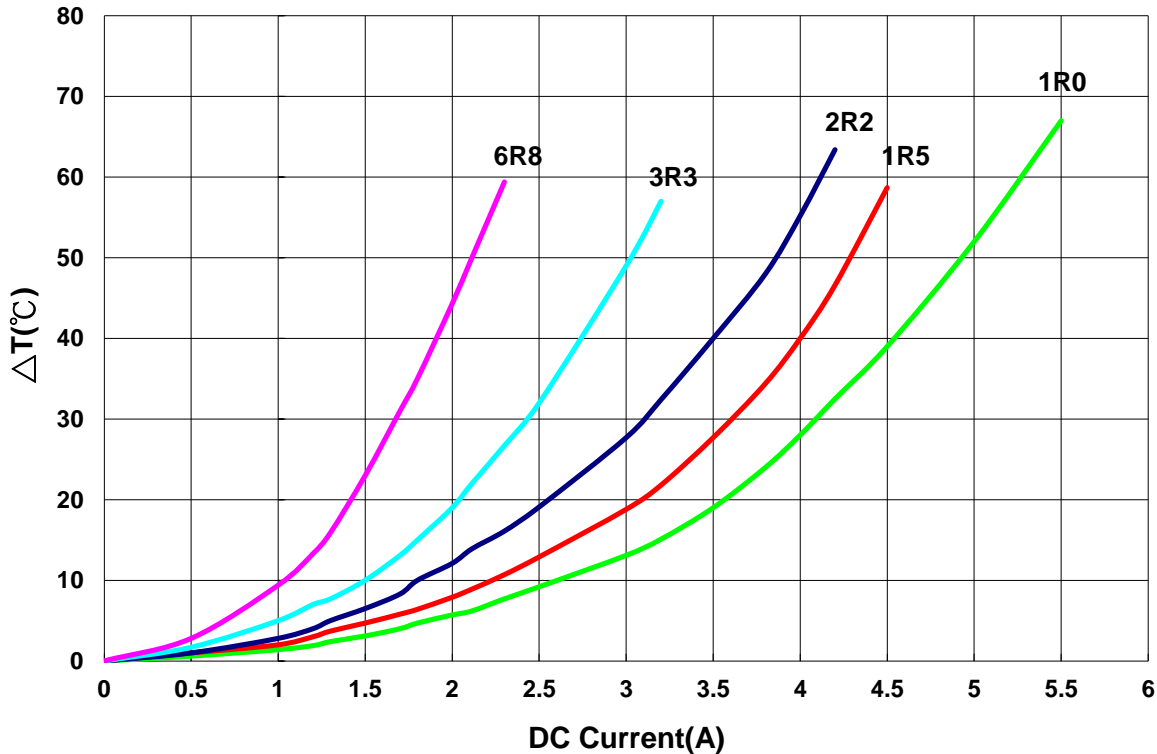
AWVT00606020 Type

■ Characteristics Graph

Inductance vs. DC Current



Temperature Change vs. DC Current

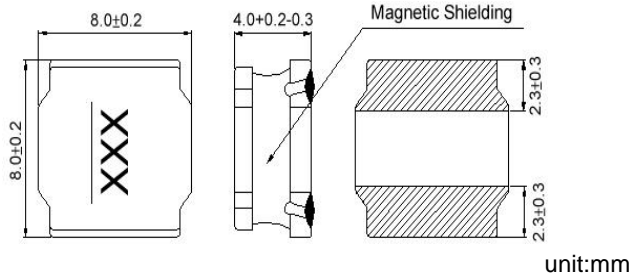


Power Inductor AWT Series

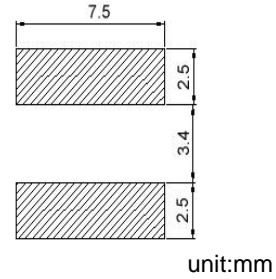
**Automotive
AEC-Q200**

AWVT00808040 Type

■ Dimensions



■ Recommended Land Pattern



■ Electrical Characteristics

| Part No. | Inductance (uH) | Test Freq. | RDC (Ω)±30% | Isat(A) Typ.(Max) | Irms(A) Typ.(Max) | Tolerance (±%) | Marking |
|--------------------|-----------------|------------|-------------|-------------------|-------------------|----------------|---------|
| AWVT008080401R0□00 | 1.0 | 100kHz,1V | 0.0075 | 13.5(12.00) | 8.1(7.10) | 20,30 | 1R0 |
| AWVT008080401R5□00 | 1.5 | 100kHz,1V | 0.0097 | 10.5(9.30) | 7.7(6.80) | 20,30 | 1R5 |
| AWVT008080402R2□00 | 2.2 | 100kHz,1V | 0.0120 | 9.7(8.60) | 7.2(6.30) | 20,30 | 2R2 |
| AWVT008080403R3□00 | 3.3 | 100kHz,1V | 0.0170 | 8.0(7.10) | 5.9(5.20) | 20,30 | 3R3 |
| AWVT008080406R8□00 | 6.8 | 100kHz,1V | 0.0290 | 5.8(5.10) | 4.9(4.30) | 20,30 | 6R8 |

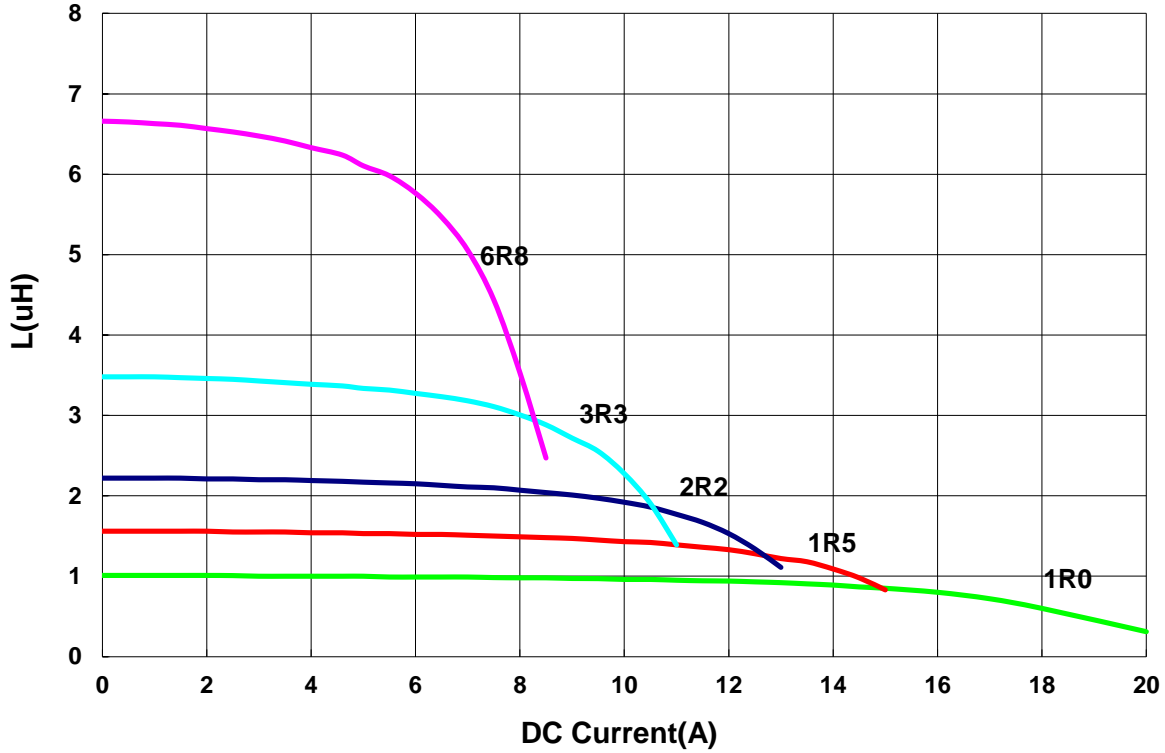
Note: When ordering, please specify tolerance code. Tolerance: M=±20% / T=±30%

1. Operating temperature range - 40°C ~ 125°C
2. Isat for Inductance drop 30% from its value without current
3. I rms for a 40°C temperature rise from 25°C ambient with current
4. Measure Equipment:
 - L: Agilent HP4284A+Agilent HP42841A
 - RDC: DIGITAL MILLINHM METER CHROMA 16502, or equivalent
 - Isat: Agilent HP4284A
 - I rms: Agilent HP4284A

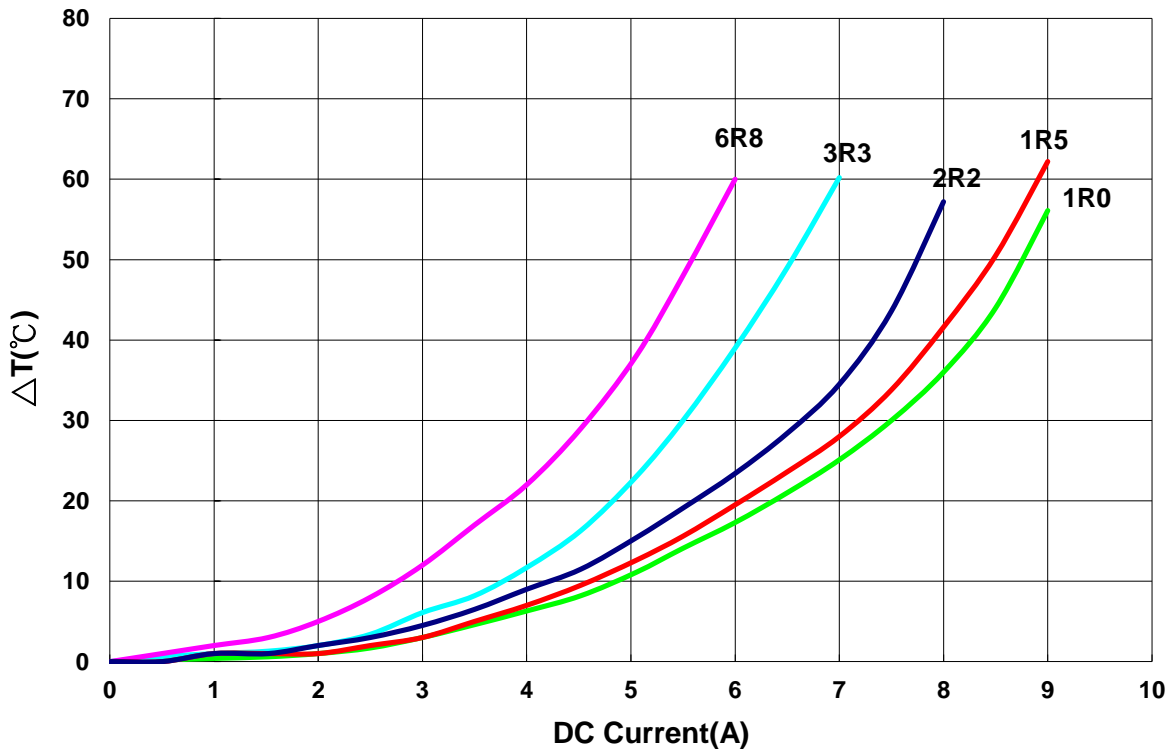
AWVT00808040 Type

■ Characteristics Graph

Inductance vs. DC Current



Temperature Change vs. DC Current

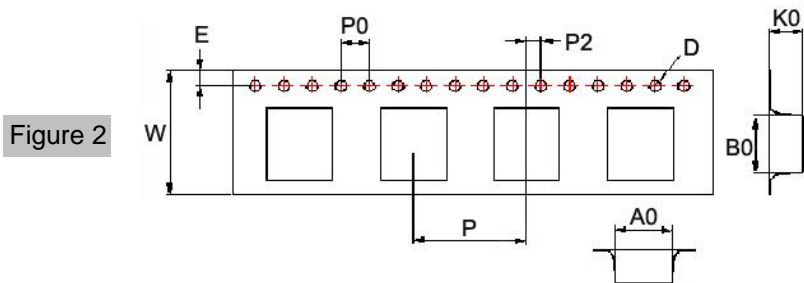
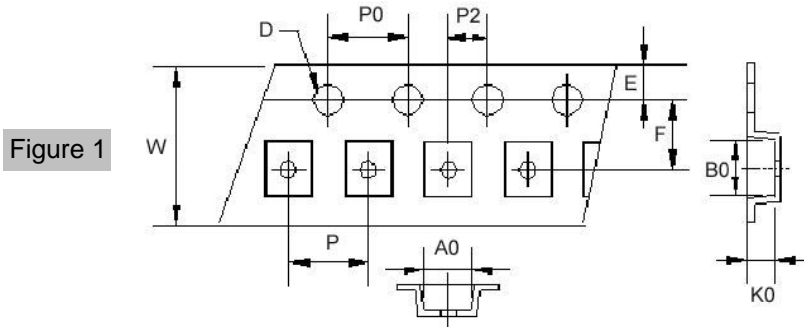


Power Inductor AWVT Series

**Automotive
AEC-Q200**

■ Packaging

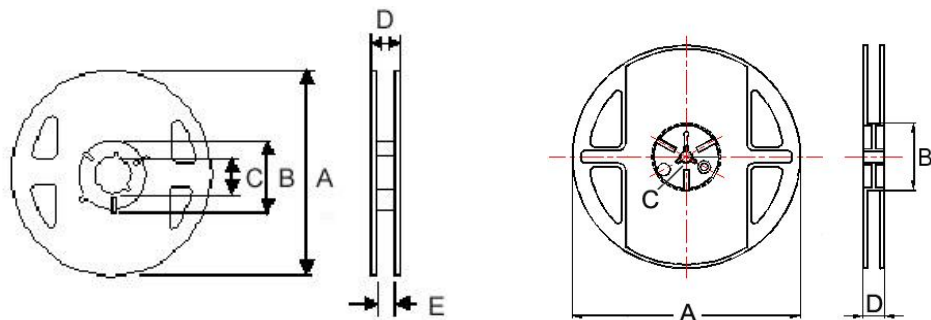
Tape Dimensions



Reel Dimensions

Figure 1

Figure 2



Dimensions in mm

| TYPE | Fig | Tape Dimensions | | | | | | | | | | Reel Dimensions | | | | | Quantity PCS / Reel |
|--------------|-----|-----------------|------|------|------|------|-----|----|----|----|----|-----------------|-----|----|------|-----|------------------------|
| | | A0 | B0 | K0 | D | E | F | W | P | P0 | P2 | A | B | C | D | E | |
| AWVT00201610 | 1 | 1.9 | 2.2 | 1.15 | 1.55 | 1.75 | 3.5 | 8 | 4 | 4 | 2 | 180 | 60 | 13 | 14.4 | 8.4 | 2000 |
| AWVT00252010 | 1 | 2.4 | 2.7 | 1.15 | 1.55 | 1.75 | 3.5 | 8 | 4 | 4 | 2 | 180 | 60 | 13 | 14.4 | 8.4 | 2000 |
| AWVT00252012 | 1 | 2.40 | 2.70 | 1.35 | 1.55 | 1.75 | 3.5 | 8 | 4 | 4 | 2 | 180 | 60 | 13 | 14.4 | 8.4 | 2000 |
| AWVT00303010 | 1 | 3.2 | 3.2 | 1.4 | 1.55 | 1.75 | 3.5 | 8 | 4 | 4 | 2 | 180 | 60 | 13 | 14.4 | 8.4 | 2000 |
| AWVT00303012 | 1 | 3.2 | 3.2 | 1.4 | 1.55 | 1.75 | 3.5 | 8 | 4 | 4 | 2 | 180 | 60 | 13 | 14.4 | 8.4 | 2000 |
| AWVT00404012 | 2 | 4.25 | 4.25 | 1.3 | 1.55 | 1.75 | 5.5 | 12 | 8 | 4 | 2 | 178 | 60 | 13 | 13.2 | - | 1000 |
| AWVT00404015 | 2 | 4.25 | 4.25 | 1.7 | 1.55 | 1.75 | 5.5 | 12 | 8 | 4 | 2 | 178 | 60 | 13 | 13.2 | - | 1000 |
| AWVT00404026 | 2 | 4.25 | 4.25 | 3 | 1.55 | 1.75 | 5.5 | 12 | 8 | 4 | 2 | 178 | 60 | 13 | 13.2 | - | 500 |
| AWVT00505020 | 2 | 5.25 | 5.25 | 2.2 | 1.55 | 1.75 | 5.5 | 12 | 8 | 4 | 2 | 330 | 100 | 13 | 13.4 | - | 2000 |
| AWVT00606020 | 2 | 6.25 | 6.25 | 2.2 | 1.55 | 1.75 | 7.5 | 16 | 12 | 4 | 2 | 330 | 100 | 13 | 16 | - | 2000 |
| AWVT00808040 | 2 | 8.25 | 8.25 | 4.15 | 1.55 | 1.75 | 7.5 | 16 | 12 | 4 | 2 | 330 | 100 | 13 | 17.4 | - | 1000 |

Please be sure to request approval specifications that provide further details of the products. Kindly note that the content of these specifications are subject to change or may be discontinued without prior notice. This product may not be designed/used in medical or high risk applications without Chilisin approval. Please contact our sales department before ordering.

X-ON Electronics

Largest Supplier of Electrical and Electronic Components

Click to view similar products for [Fixed Inductors](#) category:

Click to view products by [Pulse manufacturer](#):

Other Similar products are found below :

[CR43NP-680KC](#) [CR54NP-820KC](#) [CR54NP-8R5MC](#) [CTX32CT-100](#) [70F224AI](#) [MGDQ4-00004-P](#) [MHL1ECTTP18NJ](#) [MHL1JCTTD12NJ](#)
[PE-51506NL](#) [PE-53601NL](#) [PE-53602NL](#) [PE-53630NL](#) [PE-53824SNLT](#) [PE-62892NL](#) [PE-92100NL](#) [PG0434.801NLT](#) [PG0936.113NLT](#)
[9310-16](#) [PM06-2N7](#) [PM06-39NJ](#) [A01TK](#) [1206CS-471XJ](#) [HC2-2R2TR](#) [HC2LP-R47-R](#) [HC3-2R2-R](#) [1206CS-151XG](#) [RCH664NP-140L](#)
[RCH664NP-4R7M](#) [RCH8011NP-221L](#) [RCP1317NP-332L](#) [RCP1317NP-391L](#) [RCR1010NP-470M](#) [RCR110DNP-331L](#) [DH2280-4R7M](#)
[DS1608C-106](#) [ASPI-4020HI-R10M-T](#) [B10TJ](#) [B82477P4333M](#) [B82498B3101J000](#) [B82498B3680J000](#) [ELJ-RE27NJF2](#) [1812CS-153XJ](#)
[1812CS-183XJ](#) [1812CS-223XJ](#) [1812LS-104XJ](#) [1812LS-105XJ](#) [1812LS-124XJ](#) [1812LS-154XJ](#) [1812LS-223XJ](#) [1812LS-224XJ](#)