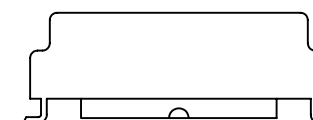
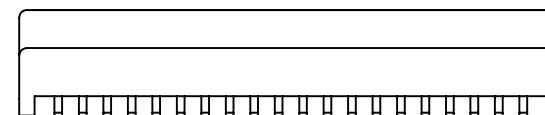



NOTES:

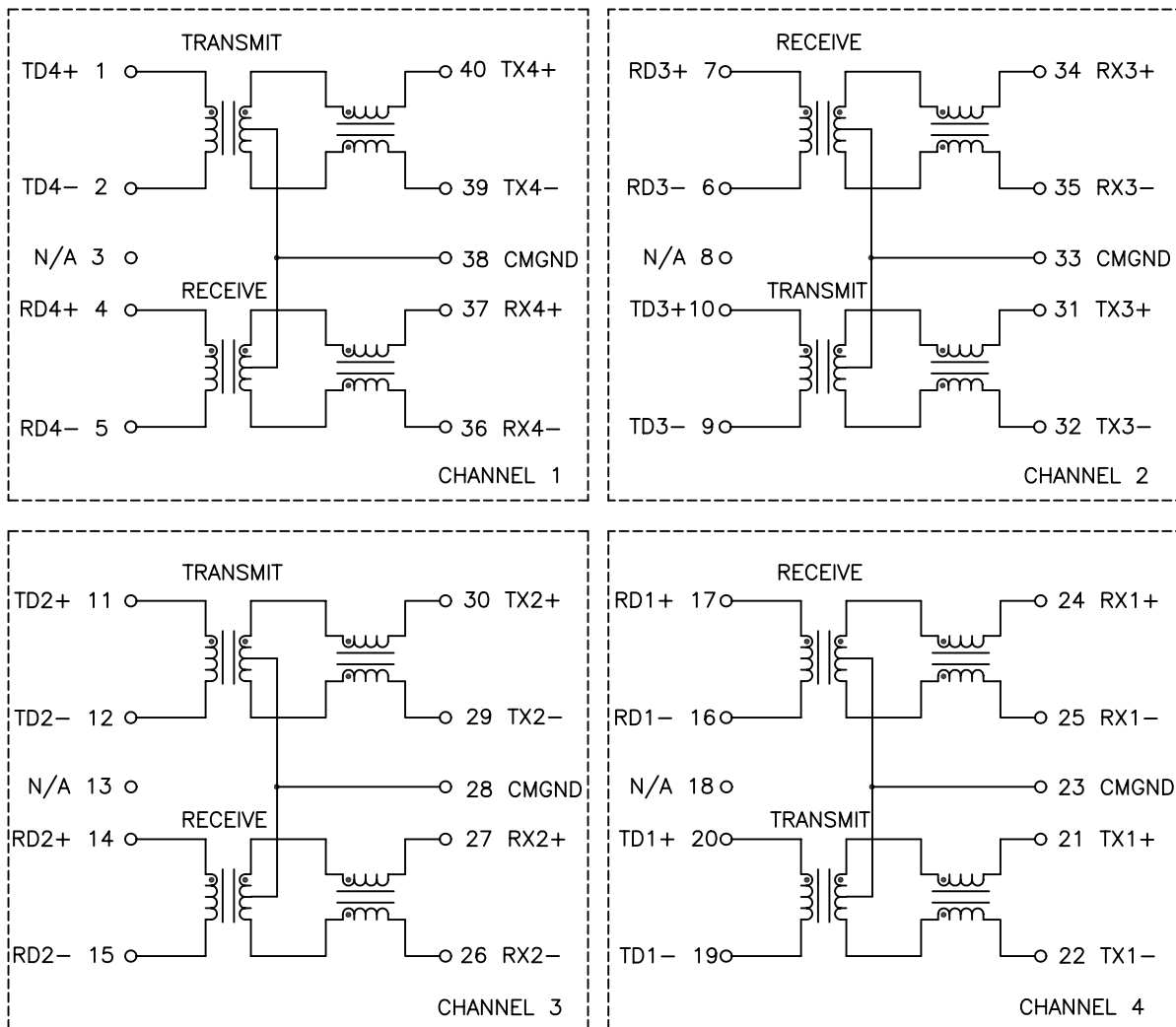
1. ROHS COMPLIANT
2. HEADER: PHENOLIC WITH FLAMMABILITY RATING UL 94V-0 OR BETTER.
3. STORAGE TEMPERATURE: -20°C TO +125°C
4. COMPLIANCE TO J-STD:
 - A. J-STD-002: SOLDERABILITY AT 245°C REFLOW PROFILE
 - B. J-STD-020: LEVEL 1, NO MOISTURE SENSITIVE
 - C. J-STD-075: R7, 245°C MAXIMUM THROUGH REFLOW SOLDER
5. TO ORDER TAPE & REEL PACKAGING ADD A "T" SUFFIX TO THE PART NUMBER(i.e H1664FNL BECOMES H1664FNLT).



FINAL OUTLINE

© Copyright, 2014. Pulse Electronics Corp. All rights reserved. Pulse confidential & proprietary. (07/11/14)

| PRODUCT DESCRIPTION | TLA DRAWING | PS DRAWING | SHEET | PART NO. | DATASHEET REV. |
|-------------------------|-------------|---------------|--------|----------|----------------|
| MDL,QUAD,100D,1:1,SM,TU | H1664FNL-10 | PS-2743.001-A | 1 OF 3 | H1664FNL | A |



SCHEMATIC

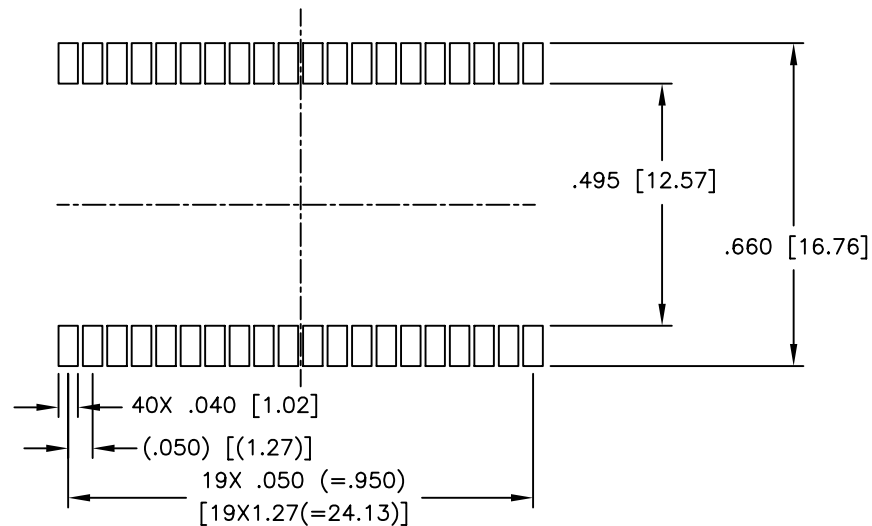
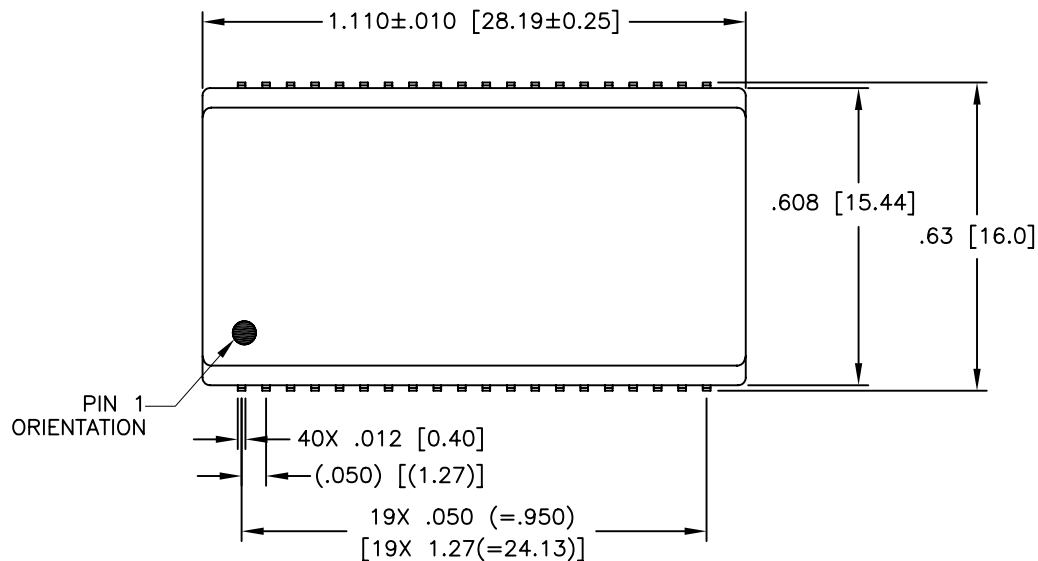
ELECTRICAL CHARACTERISTICS AT +25°C UNLESS OTHER SPECIFIED
MEETS IEEE 802.3 SPECIFICATION

| PARAMETER | SPECIFICATIONS | | |
|---|--|---|------------|
| OPERATING TEMP | 0°C - 70°C | | |
| TURNS RATIO | 1.00 ± 2% | | |
| POLARITY | PER SCHEMATIC | | |
| INSERTION LOSS | 100 KHz | 1-125 MHz | |
| | -1.2 dB MAX | -0.2-0.002*f ^{1.4} dB MAX | |
| RETURN LOSS, 1000BT (Z OUT = 100 OHM ±15%) | .1-30 MHz | 30-60 MHz | 60-80 MHz |
| | -16 dB MIN | -10+20*LOG ₁₀ (f/60 MHz) dB MIN | -10 dB MIN |
| INDUCTANCE (OCL) (MEDIA SIDE, 0°C-70°C) | 350 uH MIN (MEASURED AT 100 KHz, 100 mVRMS AND WITH 8 mA DC BIAS) | | |
| CROSSTALK, ADJACENT CHANNELS | 1 MHz | 10-100 MHz | |
| | -50 dB MIN | -55+22*LOG ₁₀ (f/10) dB MIN | |
| DIFFERENTIAL TO COMMON MODE REJECTION | 2 MHz | 30-200 MHz | |
| | -50 dB MIN | -43+22*LOG ₁₀ (f/30) dB MIN | |
| DC RESISTANCE, 1/2 WINDING | .65 OHMS MAX | | |
| DC RESISTANCE IMBALANCE | ±.065 OHMS MAX (CENTER TAP SYMMETRY) | | |
| INPUT - OUTPUT ISOLATION | 1500 VRMS MIN @ 60 SECONDS | | |

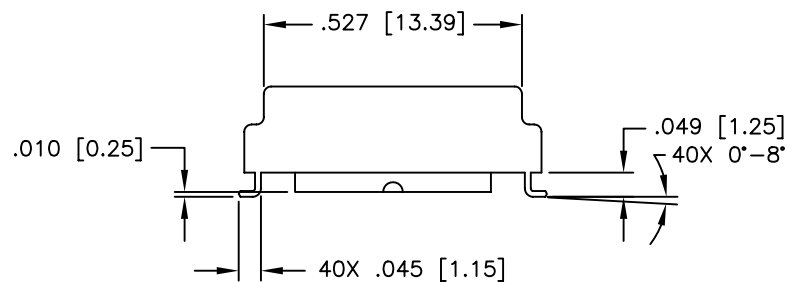
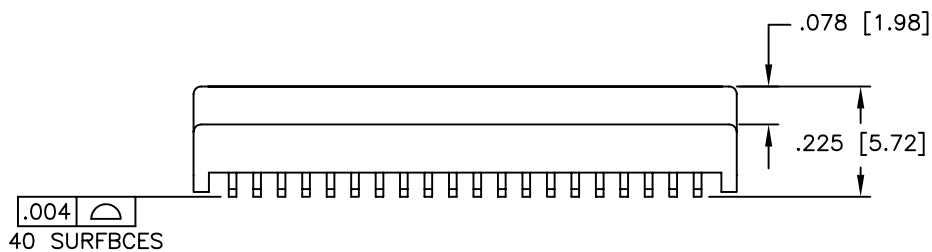
NOTE: f IS FREQUENCY IN MHz.

© Copyright, 2014. Pulse Electronics Corp. All rights reserved. Pulse confidential & proprietary. (07/11/14)

| PRODUCT DESCRIPTION | TLA DRAWING | PS DRAWING | SHEET | PART NO. | DATASHEET REV. |
|-------------------------|-------------|---------------|--------|----------|----------------|
| MDL,QUAD,100D,1:1,SM,TU | H1664FNL-10 | PS-2743.001-A | 2 OF 3 | H1664FNL | A |



SUGGESTED PAD LAYOUT



DIMENSIONS ARE IN INCHES [MILLIMETERS] WITH THE FOLLOWING TOLERANCES: [MILLIMETERS] ARE FOR REFERENCE ONLY.
 .XX= ± 0.01 [± 0.25]
 .XXX= ± 0.005 [± 0.13]

© Copyright, 2014. Pulse Electronics Corp. All rights reserved. Pulse confidential & proprietary. (07/11/14)

| PRODUCT DESCRIPTION | TLA DRAWING | PS DRAWING | SHEET | PART NO. | DATASHEET REV. |
|-------------------------|-------------|---------------|--------|----------|----------------|
| MDL,QUAD,100D,1:1,SM,TU | H1664FNL-10 | PS-2743.001-A | 3 OF 3 | H1664FNL | A |

X-ON Electronics

Largest Supplier of Electrical and Electronic Components

Click to view similar products for [Pulse Transformers](#) category:

Click to view products by [Pulse manufacturer](#):

Other Similar products are found below :

[E4001NLT](#) [1879401-1](#) [IF-18-0269-N](#) [T1049NL](#) [PE-68023NL](#) [PH0905NL](#) [PT4163S](#) [PT5010](#) [PA0173NLT](#) [CTX02-14608](#) [PE-65457NLT](#)
[T60403-D4721-X088](#) [H1183NLT](#) [CTX33-18971-R](#) [HM2108NLT](#) [HM0068ANLT](#) [PG1427.001NLT](#) [750031353](#) [PH9400.566NLT](#)
[PH9400.655ANLT](#) [PH9400.655NLT](#) [PH9385.013NLT](#) [B78307A2276A003](#) [HX6096FNL](#) [HX6106NLT](#) [P0926NL](#) [HX6096NL](#) [PA3493NLT](#)
[P0585ANL](#) [H1183NL](#) [HU4102NL](#) [PH9385.012NLT](#) [PH9400.111NLT](#) [PH9400.211NLT](#) [PH9400.233ANLT](#) [SMQC1553-6](#) [78615/9JC-R](#)
[SMQ1553-45](#) [Q1553-45](#) [Q1553-22](#) [Q1553-21](#) [PH9400.211ANLT](#) [TGMR-360V6LF](#) [P0544](#) [PA0264NLT](#) [T60403-D4215-X014](#) [T60403-](#)
[F4185-X035](#) [CTX02-13400](#) [CTX02-14121](#) [CTX02-14659-R](#)