
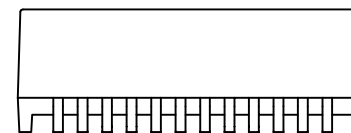
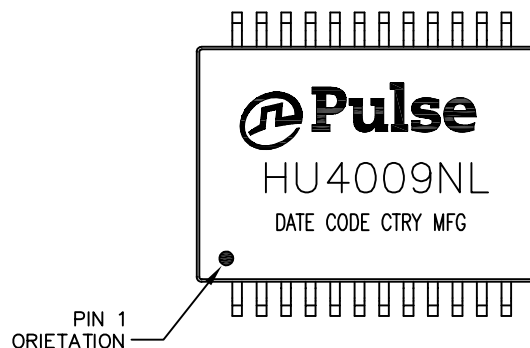


NOTES:

1. ROHS COMPLIANT
2. HEADER: DAP (DIALLYL PHTHALATE) WITH FLAMMABILITY RATING UL 94V-0 OR BETTER.
3. STORAGE TEMPERATURE: -20°C TO +125°C
4. COMPLIANCE TO J-STD:
 - A. J-STD-002: SOLDERABILITY AT 250°C REFLOW PROFILE
 - B. J-STD-020: LEVEL 1, NO MOISTURE SENSITIVE
 - C. J-STD-075: R7, 250°C MAXIMUM THROUGH REFLOW SOLDER
5. TO ORDER TAPE & REEL PACKAGING ADD A "T" SUFFIX TO THE PART NUMBER(i.e HU4009NL BECOMES HU4009NLT).

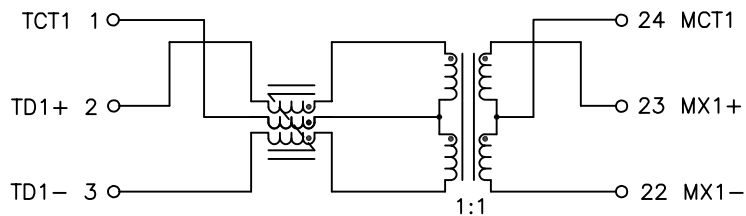


FINAL OUTLINE

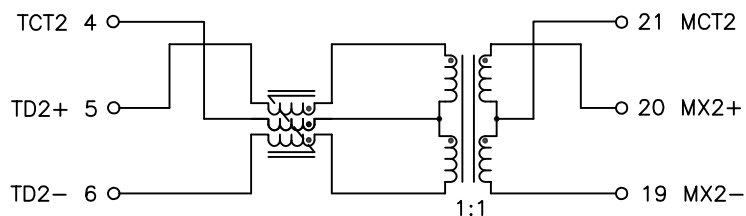
© Copyright, 2016. Pulse Electronics Corp. All rights reserved. Pulse confidential & proprietary. (12/01/16)

PRODUCT DESCRIPTION	TLA DRAWING	PS DRAWING	SHEET	PART NO.	DATASHEET REV.
MDL,SIN,2.5GPP,1:1,SM,TU	HU4009NL-P1	PS-2473.001-A	1 OF 3	HU4009NL	B

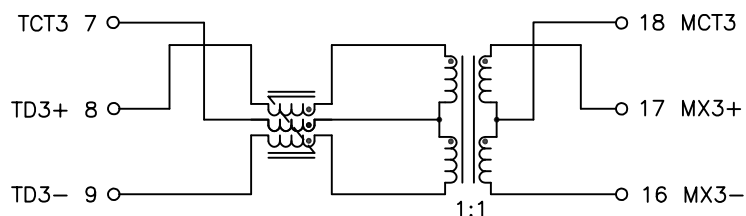
CHANNEL A



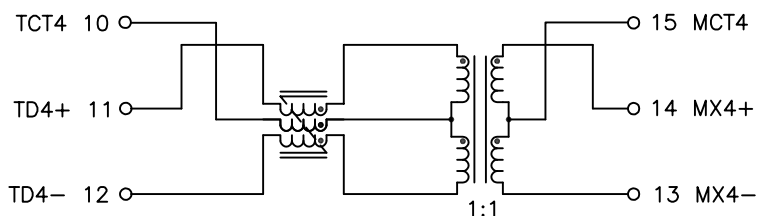
CHANNEL B



CHANNEL C



CHANNEL D



SCHEMATIC

ELECTRICAL CHARACTERISTICS AT +25°C UNLESS OTHER SPECIFIED

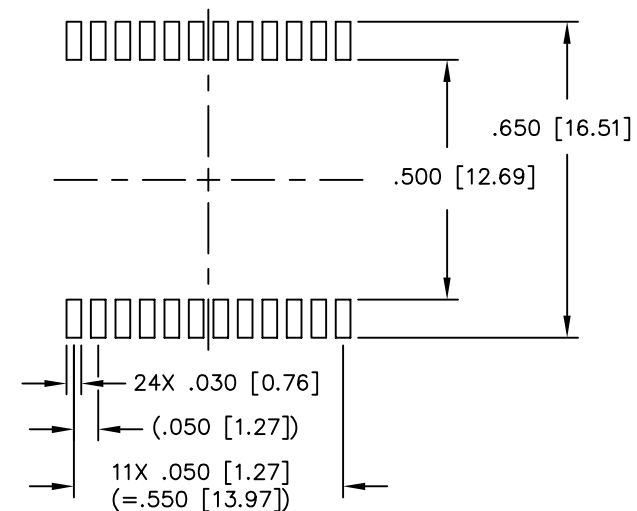
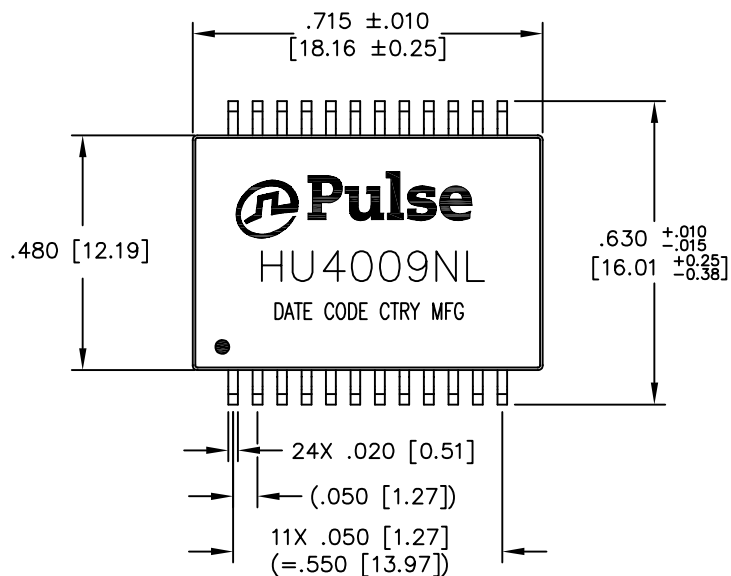
MEETS IEEE 802.3 SPECIFICATION

PARAMETER	SPECIFICATIONS	
OPERATING TEMPERATURE	0°C TO +70°C	
TURNS RATIO	1.00 ± 2%	
POLARITY	PER SCHEMATIC	
INSERTION LOSS (SDD21&SDD12)	1-50 MHz	50-125 MHz
	-0.5 dB MAX	-1.0 dB MAX
PHY-SIDE RETURN LOSS (SDD11 - Zref = 100 OHMS ± 1%)	1 MHz-40 MHz	40 MHz-200 MHz
	-20 dB MIN	-20+15*LOG ₁₀ (f/40) dB MIN
LINE-SIDE RETURN LOSS (SDD22 - Zref = 100 OHMS ± 1%)	1 MHz-40 MHz	40 MHz-200 MHz
	-20 dB MIN	-20+15*LOG ₁₀ (f/40) dB MIN
INDUCTANCE (OCL)	150 uH MIN @ 100 kHz, 100 mV WITH 9 mA DC BIAS	
CROSSTALK, ADJACENT CHANNELS (SDD21 - ADJ.)	1-125 MHz	
	-30 dB MIN	
COMMON MODE REJECTION RATIO (SCC21)	30 MHz-200 MHz	
	-30 dB MIN	
COMM. TO DIFF. REJECTION RATIO (SDC12)	10 MHz-125 MHz	
	-45+f/35 dB MIN	
DC CURRENT/ VOLTAGE RATING	600 mA MAX @ 57 V (CONTINUOUS)	
INPUT - OUTPUT ISOLATION	1500 VRMS MIN @ 60 SECONDS	

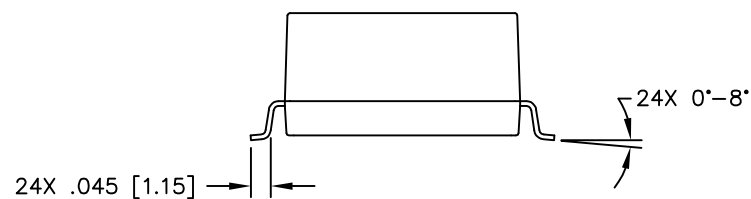
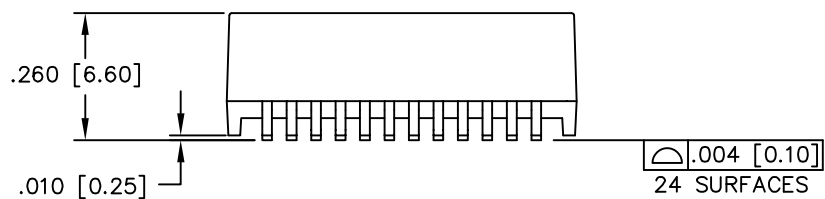
NOTE: f IS FREQUENCY IN MHZ.

© Copyright, 2016. Pulse Electronics Corp. All rights reserved. Pulse confidential & proprietary. (12/01/16)

PRODUCT DESCRIPTION	TLA DRAWING	PS DRAWING	SHEET	PART NO.	DATASHEET REV.
MDL,SIN,2.5GPP,1:1,SM,TU	HU4009NL-P1	PS-2473.001-A	2 OF 3	HU4009NL	B



SUGGESTED LAND PATTERN



DIMENSIONS ARE IN INCHES [MILLIMETERS] WITH THE FOLLOWING TOLERANCES: [MILLIMETERS] ARE FOR REFERENCE ONLY.

.XX = $\pm .01$ [± 0.25]

.XXX = $\pm .005$ [± 0.13]

© Copyright, 2016. Pulse Electronics Corp. All rights reserved. Pulse confidential & proprietary. (12/01/16)

PRODUCT DESCRIPTION	TLA DRAWING	PS DRAWING	SHEET	PART NO.	DATASHEET REV.
MDL,SIN,2.5GPP,1:1,SM,TU	HU4009NL-P1	PS-2473.001-A	3 OF 3	HU4009NL	B

X-ON Electronics

Largest Supplier of Electrical and Electronic Components

Click to view similar products for [Pulse Transformers](#) category:

Click to view products by [Pulse manufacturer](#):

Other Similar products are found below :

[E4001NLT](#) [1879401-1](#) [IF-18-0269-N](#) [T1049NL](#) [PE-68023NL](#) [PH0905NL](#) [PT4163S](#) [PT5010](#) [PA0173NLT](#) [CTX02-14608](#) [PE-65457NLT](#)
[T60403-D4721-X088](#) [H1183NLT](#) [CTX33-18971-R](#) [HM2108NLT](#) [HM0068ANLT](#) [PG1427.001NLT](#) [750031353](#) [PH9400.566NLT](#)
[PH9400.655ANLT](#) [PH9400.655NLT](#) [PH9385.013NLT](#) [B78307A2276A003](#) [HX6096FNL](#) [HX6106NLT](#) [P0926NL](#) [HX6096NL](#) [PA3493NLT](#)
[P0585ANL](#) [H1183NL](#) [HU4102NL](#) [PH9385.012NLT](#) [PH9400.111NLT](#) [PH9400.211NLT](#) [PH9400.233ANLT](#) [SMQC1553-6](#) [78615/9JC-R](#)
[SMQ1553-45](#) [Q1553-45](#) [Q1553-22](#) [Q1553-21](#) [PH9400.211ANLT](#) [TGMR-360V6LF](#) [P0544](#) [PA0264NLT](#) [T60403-D4215-X014](#) [T60403-](#)
[F4185-X035](#) [CTX02-13400](#) [CTX02-14121](#) [CTX02-14659-R](#)