

LAMINATED Transformers



TABLE of CONTENTS

| | |
|---|----|
| 01 - Mini-Line EE20 - 0.08VA-0.5VA | |
| EE20 / 4 - 0.08VA | 2 |
| EE20 / 6.1 - 0.35VA | 3 |
| EE20 / 10 - 0.50VA | 4 |
| 02 - Print-Line EI30 - 0.5VA-2.8 VA | |
| EI30 / 5 - 0.5VA | 5 |
| EI30 / 10.5 - 1VA | 6 |
| EI30 / 12.5 - 1.2VA | 7 |
| EI30 / 12.5 - 1.5VA | 8 |
| EI30 / 15.5 - 2VA | 9 |
| EI30 / 18 - 2.3VA | 10 |
| EI30 / 23 - 2.8VA | 11 |
| 03 - Print-Line EI38 - 3.2VA-4VA | |
| EI38 / 13.6 - 3.2VA | 12 |
| EI38 / 13.6 - 4VA | 13 |
| 04 - Print-Line EI42-EI54 - 5VA-16VA | |
| EI42 / 14.8 - 5VA | 14 |
| EI48 / 16.8 - 10VA | 15 |
| EI54 / 18.8 - 16VA | 16 |
| 05 - Transformers with mounting brackets - 5VA-50VA | |
| EI42 / 14.8 - 5VA | 17 |
| EI48 / 16.8 - 10VA | 18 |
| EI54 / 18.8 - 16VA | 19 |
| EI60 / 25.5 - 25VA | 20 |
| EI66 / 23 - 36VA | 21 |
| EI66 / 34.7 - 50VA (230V) | 22 |
| EI66 / 34.7 - 50VA (2x115V) | 23 |
| 06 - Low Profile Transformers - 2VA-30VA | |
| UI30 / 5.5 - 2VA | 24 |
| UI30 / 7.5 - 4VA | 25 |
| UI30 / 10.5 - 6VA | 26 |
| UI30 / 16.5 - 10VA | 27 |
| UI39 / 8 - 10VA | 28 |
| UI39 / 10.2 - 14VA | 29 |
| UI39 / 13.5 - 18VA | 30 |
| UI39 / 17 - 24VA | 31 |
| UI39 / 21 - 30VA | 32 |
| 07 - Compact Power Supplies - 8.4VA-60VA | |
| EI48 / 16.8 (AC) | 33 |
| EI48 / 16.8 (DC) | 33 |
| EI66 / 23 | 34 |
| EI84 / 29.5 | 34 |
| 08 - Ignition Transformers | |
| Spark-Line - 233mH-375mH | 35 |
| Spark-Line - Secondary external (1x) | 36 |
| Spark-Line - Secondary external (2x) | 37 |
| 09 - Low Frequency Open-Style Laminated Transformers | |
| Low Profile Plug-In Series | 38 |
| Chassis-Tran Series | 39 |
| International PC Plug-In Series | 40 |
| International High Power Series | 41 |
| Split Bobbin, Horizontal Plug-In Series | 42 |
| Concentric Vertical Profile PC Plug-In Series | 43 |

LAMINATED TRANSFORMERS OVERVIEW



With the addition of **era**'s encapsulated 50/60Hz transformers to the existing line of Pulse open frame transformers, Pulse now offers a complete line of laminated transformers for all your low power, linear transformer needs. With power ratings from 0.08VA to 175VA, fully encapsulated transformers, split bobbin designs, and a wide variety of domestic and international agency approvals, Pulse is truly the one stop shop for all your 50/60Hz needs.

Advantages of Encapsulated Transformers:

- Better heat dissipation achieved through vacuum encapsulation, resulting in more output power from a smaller, more compact design.
- Vacuum encapsulation provides protection against external influences (e.g. wash operations) and mechanical stress (e.g. vibration). It also reduces the potential of noise through vibration.
- Dimensional accuracy of each transformer guaranteed by stable and controlled manufacturing processes, allowing for automatic pick and place operations.

Another new product line in the Pulse family is the Ignition Transformer, used in heating/ventilation applications for gas/oil burners. All of these new Pulse products are well known under the brand-name: **era**. The 2003 European RoHS Directive is being applied to all Pulse products .

This catalog serves as an overview for the Pulse Laminated Transformer product line. Please contact Pulse Power Applications Engineering for more information. For Pulse's complete line of Power Inductors, Transformers, Chokes and Current Sense Magnetics, please see the Switching Power Magnetics catalog.

NOTE: For additional listings of Pulse Power magnetics, see other Power data sheets at this URL: <http://www.pulseeng.com/products/dataSheets.aspx>

OVERVIEW: LAMINATED TRANSFORMERS

Mini-Line THT* (EE20)

- Up to 0.5VA
- Temperature class t_a 70°C/B

Print-Line THT* (EI30-EI54)

- Up to 16VA
- Temperature class t_a 70°C/B (EI 30 / EI 42)
- Temperature class t_a 40°C/B (EI 48 / EI 54)

Low Profile THT* (UI30-UI39)

- Up to 30VA
- Temperature class t_a 40°C/B

With Mounting Brackets* (EI42-EI66)

- Up to 50VA
- Temperature class t_a 70°C/B (EI 42)
- Temperature class t_a 40°C/B (EI 48 / EI 66)

Compact Power Supplies

- Up to 60VA
- Temperature class t_a 40°C/B
- Din-rail Mounting

Printed Circuit Mount

- International
- Split bobbin: single (ST) and dual primary (DST)
- Low profile
- Concentric vertical profile single (PC) and dual primary (DPC)

Chassis Mount

- International
- Split bobbin: single (241) and dual primary (DP241)



*Potted under vacuum, two-chamber bobbin, custom designs available upon request, THT = Through Hole.

Ignition Transformers Spark-Line - THT

- Up to 23kV
- Ambient temperature 70°C
- Up to 2 HT connections
- Compact design
- Custom designs available



NEW!

For all other Pulse Inductors and Transformers, check out Pulse's new SWITCHING POWER MAGNETICS catalog for 2007. To order, see our website:

www.pulseeng.com

Go to Products/Literature Request

LAMINATED TRANSFORMERS

Type EE20 / 4 - 0.08VA










AGENCY APPROVALS  

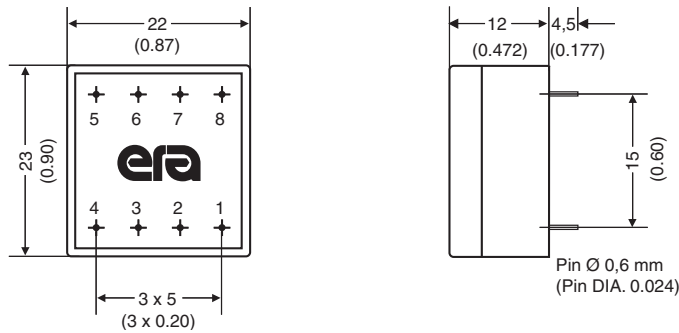
1. UL 506, File E113449 

2. UL 1585, File E175197 

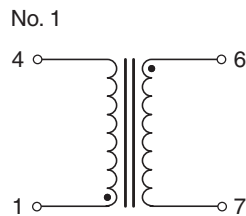
| Primary (V) | Secondary (V / mA) | No-Load Voltage (V) | Schematic No. | Part Number | Agency Approvals |
|-------------|--------------------|---------------------|---------------|-------------|------------------|
| 230 | 6 / 13.30 | 9.20 | 1 | 020-5480.0 | 1/2 |
| 230 | 9 / 8.88 | 13.60 | 1 | 020-5481.0 | 1/2 |
| 230 | 12 / 6.67 | 18.30 | 1 | 020-5482.0 | 1/2 |
| 230 | 15 / 5.33 | 22.60 | 1 | 020-5483.0 | 1/2 |
| 230 | 18 / 4.44 | 27.20 | 1 | 020-5484.0 | 1/2 |
| 115 | 6 / 13.3 | 9.20 | 1 | 020-5470.0 | 1/2 |
| 115 | 9 / 8.88 | 13.60 | 1 | 020-5471.0 | 1/2 |
| 115 | 12 / 6.67 | 18.30 | 1 | 020-5472.0 | 1/2 |
| 115 | 15 / 5.33 | 22.60 | 1 | 020-5473.0 | 1/2 |
| 115 | 18 / 4.44 | 27.20 | 1 | 020-5474.0 | 1/2 |

-  Frequency 50/60Hz
-  Potted under vacuum
-  Split-bobbin
-  Temperature class ta 70°C/B
-  Short-circuit-proof (where noted: 1/2/3* under Agency Approvals)
-  Weight: 0.018kg
-  Packaging unit: 40 pieces (tray)

Mechanical




Schematic




LAMINATED TRANSFORMERS


Type EE20 / 6.1 - 0.35VA










AGENCY APPROVALS 

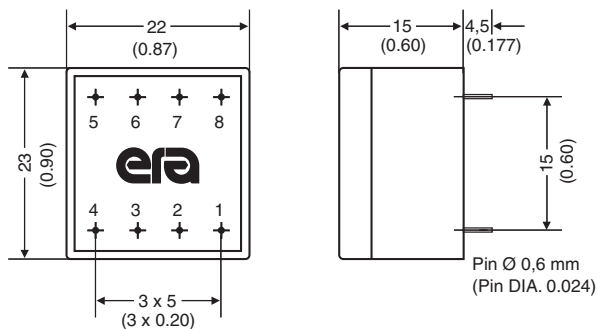
1. UL 506, File E113449 

2. UL 1585, File E175197  (Class 2/3)

3. EN61558 

-  Frequency 50/60Hz
-  Potted under vacuum
-  Split-bobbin
-  Temperature class ta 70°C/B
-  Short-circuit-proof (where noted: 1/2/3* under Agency Approvals)
-  Weight: 0.024kg
-  Packaging unit: 40 pieces (tray)

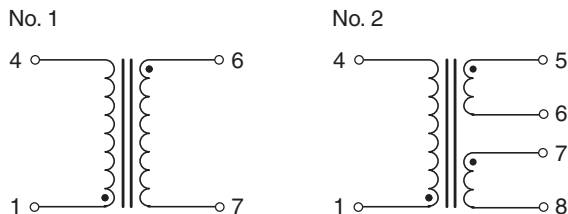
Mechanical



| Primary (V) | Secondary (V / mA) | No-Load Voltage (V) | Schematic No. | Part Number | Agency Approvals |
|-------------|--------------------|---------------------|---------------|-------------|------------------|
| 230 | 6 / 58.0 | 10.80 | 1 | 020-5423.0 | 1/2/3* |
| 230 | 9 / 39.0 | 16.50 | 1 | 020-5424.0 | 1/2/3* |
| 230 | 12 / 29.0 | 21.90 | 1 | 020-5425.0 | 1/2/3* |
| 230 | 15 / 23.0 | 27.00 | 1 | 020-5426.0 | 1/2/3* |
| 230 | 18 / 19.0 | 31.50 | 1 | 020-5427.0 | 1/2/3* |
| 230 | 24 / 14.0 | 41.70 | 1 | 020-5428.0 | 1/2/3* |
| 230 | 2x6 / 29.0 | 2x10.95 | 2 | 020-5429.0 | 1/2/3* |
| 230 | 2x9 / 19.0 | 2x15.60 | 2 | 020-5430.0 | 1/2/3* |
| 230 | 2x12 / 14.0 | 2x20.70 | 2 | 020-5431.0 | 1/2/3* |
| 230 | 2x15 / 12.0 | 2x26.00 | 2 | 020-5432.0 | 1 |
| 230 | 2x18 / 9.5 | 2x31.20 | 2 | 020-5433.0 | 1 |
| 230 | 2x24 / 7.0 | 2x41.90 | 2 | 020-5434.0 | 1 |
| 115 | 6 / 58.0 | 10.80 | 1 | 020-5411.0 | 1/2/3* |
| 115 | 9 / 39.0 | 16.50 | 1 | 020-5412.0 | 1/2/3* |
| 115 | 12 / 29.0 | 21.90 | 1 | 020-5413.0 | 1/2/3* |
| 115 | 15 / 23.0 | 27.00 | 1 | 020-5414.0 | 1/2/3* |
| 115 | 18 / 19.0 | 31.50 | 1 | 020-5415.0 | 1/2/3* |
| 115 | 24 / 14.0 | 41.70 | 1 | 020-5416.0 | 1/2/3* |
| 115 | 2x6 / 29.0 | 2x10.95 | 2 | 020-5417.0 | 1/2/3* |
| 115 | 2x9 / 19.0 | 2x15.60 | 2 | 020-5418.0 | 1/2/3* |
| 115 | 2x12 / 14.0 | 2x20.70 | 2 | 020-5419.0 | 1/2/3* |
| 115 | 2x15 / 12.0 | 2x26.00 | 2 | 020-5420.0 | 1 |
| 115 | 2x18 / 9.5 | 2x31.20 | 2 | 020-5421.0 | 1 |
| 115 | 2x24 / 7.0 | 2x41.90 | 2 | 020-5422.0 | 1 |

*NOTE: When checking the approval status of this product with VDE, add the prefix "BV" and the suffix "M" to the orderable Part Number (these letters will also be found on the part label). The prefix and suffix are not part of the orderable Part Number.

Schematics



LAMINATED TRANSFORMERS

Type EE20 / 10 - 0.50VA



AGENCY APPROVALS

1. UL 506, File E113449

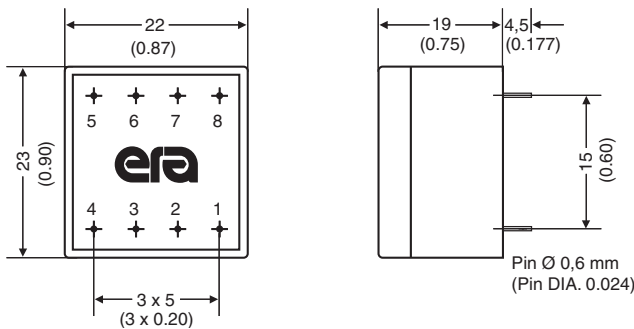
2. UL 1585, File E175197 Class 2/3

3. EN61558

| Primary (V) | Secondary (V / mA) | No-Load Voltage (V) | Schematic No. | Part Number | Agency Approvals |
|-------------|--------------------|---------------------|---------------|-------------|------------------|
| 230 | 6 / 83 | 8.90 | 1 | 020-5382.0 | 1/2/3* |
| 230 | 9 / 55 | 13.50 | 1 | 020-5383.0 | 1/2/3* |
| 230 | 12 / 42 | 19.40 | 1 | 020-5384.0 | 1/2/3* |
| 230 | 15 / 34 | 24.60 | 1 | 020-5385.0 | 1/2/3* |
| 230 | 18 / 28 | 29.50 | 1 | 020-5386.0 | 1/2/3* |
| 230 | 24 / 21 | 39.60 | 1 | 020-5387.0 | 1/2/3* |
| 230 | 2x6 / 42 | 2x9.60 | 2 | 020-5388.0 | 1/2/3* |
| 230 | 2x9 / 28 | 2x15.20 | 2 | 020-5389.0 | 1/2/3* |
| 230 | 2x12 / 21 | 2x19.10 | 2 | 020-5390.0 | 1/2/3* |
| 230 | 2x15 / 16 | 2x23.30 | 2 | 020-5391.0 | 1/2/3* |
| 230 | 2x18 / 14 | 2x29.2 | 2 | 020-5392.0 | 1 |
| 230 | 2x24 / 10 | 2x38.8 | 2 | 020-5393.0 | 1 |
| 115 | 6 / 83 | 8.90 | 1 | 020-5370.0 | 1/2/3* |
| 115 | 9 / 55 | 13.50 | 1 | 020-5371.0 | 1/2/3* |
| 115 | 12 / 42 | 19.40 | 1 | 020-5372.0 | 1/2/3* |
| 115 | 15 / 34 | 24.60 | 1 | 020-5373.0 | 1/2/3* |
| 115 | 18 / 28 | 29.50 | 1 | 020-5374.0 | 1/2/3* |
| 115 | 24 / 21 | 39.60 | 1 | 020-5375.0 | 1/2/3* |
| 115 | 2x6 / 42 | 2x9.60 | 2 | 020-5376.0 | 1/2/3* |
| 115 | 2x9 / 28 | 2x15.20 | 2 | 020-5377.0 | 1/2/3* |
| 115 | 2x12 / 21 | 2x19.10 | 2 | 020-5378.0 | 1/2/3* |
| 115 | 2x15 / 16 | 2x23.30 | 2 | 020-5379.0 | 1/2/3* |
| 115 | 2x18 / 14 | 2x29.20 | 2 | 020-5380.0 | 1 |
| 115 | 2x24 / 10 | 2x38.80 | 2 | 020-5381.0 | 1 |

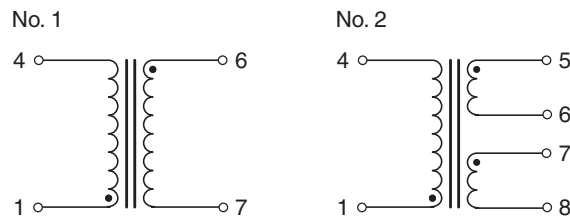
- Frequency 50/60Hz
- Potted under vacuum
- Split-bobbin
- Temperature class ta 70°C/B
- Short-circuit-proof (where noted: 1/2/3* under Agency Approvals)
- Weight: 0.035kg
- Packaging unit: 40 pieces (tray)

Mechanical



***NOTE:** When checking the approval status of this product with VDE, add the prefix "BV" and the suffix "M" to the orderable Part Number (these letters will also be found on the part label). **The prefix and suffix are not part of the orderable Part Number.**

Schematics



LAMINATED TRANSFORMERS


Type EI30 / 5 - 0.5VA










AGENCY APPROVALS 

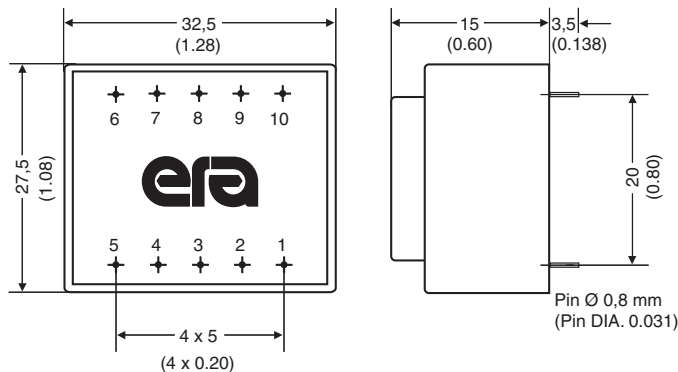
1. UL 506, File E113449 

2. UL 1585, File E175197  Class 2/3

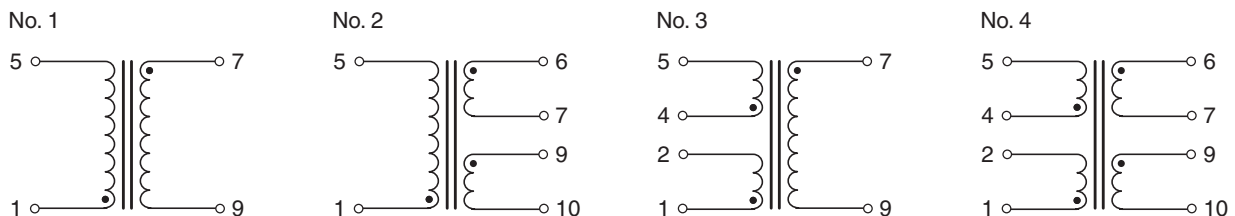
3. EN61558  

-  Frequency 50/60Hz
-  Potted under vacuum
-  Split-bobbin
-  Temperature class ta 70°C/B
-  Short-circuit-proof (where noted: 1/2/3* under Agency Approvals)
-  Weight: 0.06kg
-  Packaging unit: 25 pieces (tube)

Mechanical



Schematics




| Primary (V) | Secondary (V / mA) | No-Load Voltage (V) | Schematic No. | Part Number | Agency Approvals |
|-------------|--------------------|---------------------|---------------|-------------|------------------|
| 230 | 6 / 83 | 10.40 | 1 | 030-7196.0 | 1/2/3* |
| 230 | 9 / 55 | 15.60 | 1 | 030-7197.0 | 1/2/3* |
| 230 | 12 / 42 | 20.80 | 1 | 030-7198.0 | 1/2/3* |
| 230 | 15 / 33 | 25.40 | 1 | 030-7199.0 | 1/2/3* |
| 230 | 18 / 28 | 29.50 | 1 | 030-7200.0 | 1/2/3* |
| 230 | 24 / 20 | 38.10 | 1 | 030-7201.0 | 1/2/3* |
| 230 | 2x6 / 42 | 2x10.60 | 2 | 030-7202.0 | 1/2/3* |
| 230 | 2x9 / 28 | 2x15.50 | 2 | 030-7203.0 | 1/2/3* |
| 230 | 2x12 / 20 | 2x19.70 | 2 | 030-7204.0 | 1/2/3* |
| 230 | 2x15 / 16 | 2x24.80 | 2 | 030-7205.0 | 1/2/3* |
| 230 | 2x18 / 13 | 2x29.80 | 2 | 030-7206.0 | 1 |
| 230 | 2x24 / 10 | 2x39.10 | 2 | 030-7207.0 | 1 |
| 115 | 6 / 83 | 10.40 | 1 | 030-7184.0 | 1/2/3* |
| 115 | 9 / 55 | 15.60 | 1 | 030-7185.0 | 1/2/3* |
| 115 | 12 / 42 | 20.80 | 1 | 030-7186.0 | 1/2/3* |
| 115 | 15 / 33 | 25.40 | 1 | 030-7187.0 | 1/2/3* |
| 115 | 18 / 28 | 29.50 | 1 | 030-7188.0 | 1/2/3* |
| 115 | 24 / 20 | 38.10 | 1 | 030-7189.0 | 1/2/3* |
| 115 | 2x6 / 42 | 2x10.60 | 2 | 030-7190.0 | 1/2/3* |
| 115 | 2x9 / 28 | 2x15.50 | 2 | 030-7191.0 | 1/2/3* |
| 115 | 2x12 / 20 | 2x19.70 | 2 | 030-7192.0 | 1/2/3* |
| 115 | 2x15 / 16 | 2x24.80 | 2 | 030-7193.0 | 1/2/3* |
| 115 | 2x18 / 13 | 2x29.80 | 2 | 030-7194.0 | 1 |
| 115 | 2x24 / 10 | 2x39.10 | 2 | 030-7195.0 | 1 |
| 2x115 | 6 / 83 | 10.40 | 3 | 030-5325.0 | 1/2/3* |
| 2x115 | 9 / 55 | 15.60 | 3 | 030-5328.0 | 1/2/3* |
| 2x115 | 12 / 42 | 20.80 | 3 | 030-5331.0 | 1/2/3* |
| 2x115 | 15 / 33 | 25.40 | 3 | 030-5334.0 | 1/2/3* |
| 2x115 | 18 / 28 | 29.50 | 3 | 030-5337.0 | 1/2/3* |
| 2x115 | 24 / 20 | 38.10 | 3 | 030-5343.0 | 1/2/3* |
| 2x115 | 2x6 / 42 | 2x10.60 | 4 | 030-5348.0 | 1/2/3* |
| 2x115 | 2x9 / 28 | 2x15.50 | 4 | 030-5351.0 | 1/2/3* |
| 2x115 | 2x12 / 20 | 2x19.70 | 4 | 030-5354.0 | 1/2/3* |
| 2x115 | 2x15 / 16 | 2x24.80 | 4 | 030-5357.0 | 1/2/3* |
| 2x115 | 2x18 / 13 | 2x29.80 | 4 | 030-5360.0 | 1 |
| 2x115 | 2x24 / 10 | 2x39.10 | 4 | 030-5366.0 | 1 |


*NOTE: When checking the approval status of this product with VDE, add the prefix "BV" and the suffix "P" to the orderable Part Number (these letters will also be found on the part label). The prefix and suffix are not part of the orderable Part Number.


LAMINATED TRANSFORMERS



Type EI30 / 10.5 - 1.0VA










AGENCY APPROVALS 

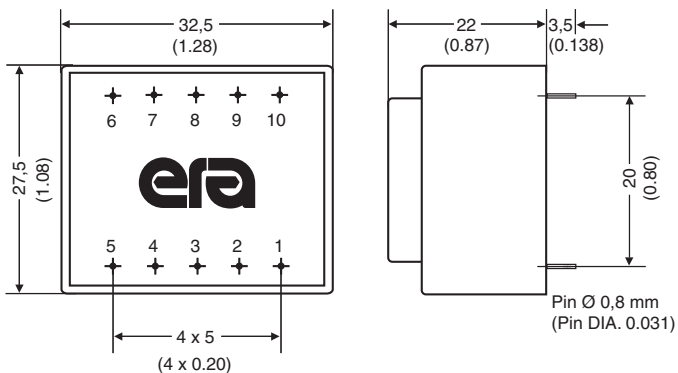
1. UL 506, File E113449  us

2. UL 1585, File E175197  Class 2/3

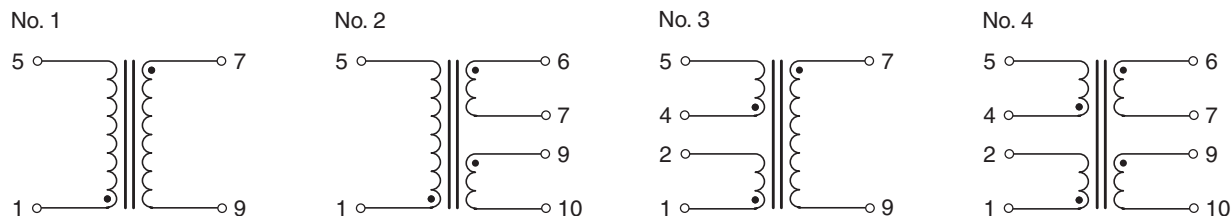
3. EN61558  

-  Frequency 50/60Hz
-  Potted under vacuum
-  Split-bobbin
-  Temperature class ta 70°C/B
-  Short-circuit-proof (where noted: 1/2/3* under Agency Approvals)
-  Weight: 0.07kg
-  Packaging unit: 35 pieces (tray)
25 pieces (tube)

Mechanical



Schematics




| Primary (V) | Secondary (V / mA) | No-Load Voltage (V) | Schematic No. | Part Number | Agency Approvals |
|-------------|--------------------|---------------------|---------------|-------------|------------------|
| 230 | 6 / 166 | 8.50 | 1 | 030-7232.0 | 1/2/3* |
| 230 | 9 / 111 | 12.45 | 1 | 030-7233.0 | 1/2/3* |
| 230 | 12 / 84 | 16.30 | 1 | 030-7234.0 | 1/2/3* |
| 230 | 15 / 66 | 20.20 | 1 | 030-7235.0 | 1/2/3* |
| 230 | 18 / 55 | 24.20 | 1 | 030-7236.0 | 1/2/3* |
| 230 | 24 / 42 | 32.20 | 1 | 030-7237.0 | 1/2/3* |
| 230 | 2x6 / 84 | 2x8.30 | 2 | 030-7238.0 | 1/2/3* |
| 230 | 2x9 / 55 | 2x11.90 | 2 | 030-7239.0 | 1/2/3* |
| 230 | 2x12 / 42 | 2x16.20 | 2 | 030-7240.0 | 1/2/3* |
| 230 | 2x15 / 33 | 2x20.40 | 2 | 030-7241.0 | 1/2/3* |
| 230 | 2x18 / 28 | 2x24.20 | 2 | 030-7242.0 | 1 |
| 230 | 2x24 / 21 | 2x32.10 | 2 | 030-7243.0 | 1 |
| 115 | 6 / 166 | 8.50 | 1 | 030-7220.0 | 1/2/3* |
| 115 | 9 / 111 | 12.45 | 1 | 030-7221.0 | 1/2/3* |
| 115 | 12 / 84 | 16.30 | 1 | 030-7222.0 | 1/2/3* |
| 115 | 15 / 66 | 20.20 | 1 | 030-7223.0 | 1/2/3* |
| 115 | 18 / 55 | 24.20 | 1 | 030-7224.0 | 1/2/3* |
| 115 | 24 / 42 | 32.20 | 1 | 030-7225.0 | 1/2/3* |
| 115 | 2x6 / 84 | 2x8.30 | 2 | 030-7226.0 | 1/2/3* |
| 115 | 2x9 / 55 | 2x11.90 | 2 | 030-7227.0 | 1/2/3* |
| 115 | 2x12 / 42 | 2x16.20 | 2 | 030-7228.0 | 1/2/3* |
| 115 | 2x15 / 33 | 2x20.40 | 2 | 030-7229.0 | 1/2/3* |
| 115 | 2x18 / 28 | 2x24.20 | 2 | 030-7230.0 | 1 |
| 115 | 2x24 / 21 | 2x32.10 | 2 | 030-7231.0 | 1 |
| 2x115 | 6 / 166 | 8.50 | 3 | 030-5693.0 | 1/2/3* |
| 2x115 | 9 / 111 | 12.45 | 3 | 030-5696.0 | 1/2/3* |
| 2x115 | 12 / 84 | 16.30 | 3 | 030-5699.0 | 1/2/3* |
| 2x115 | 15 / 66 | 20.20 | 3 | 030-5702.0 | 1/2/3* |
| 2x115 | 18 / 55 | 24.20 | 3 | 030-5705.0 | 1/2/3* |
| 2x115 | 24 / 42 | 32.20 | 3 | 030-5711.0 | 1/2/3* |
| 2x115 | 2x6 / 84 | 2x8.30 | 4 | 030-5716.0 | 1/2/3* |
| 2x115 | 2x9 / 55 | 2x11.90 | 4 | 030-5719.0 | 1/2/3* |
| 2x115 | 2x12 / 42 | 2x16.20 | 4 | 030-5722.0 | 1/2/3* |
| 2x115 | 2x15 / 33 | 2x20.40 | 4 | 030-5725.0 | 1/2/3* |
| 2x115 | 2x18 / 28 | 2x24.20 | 4 | 030-5728.0 | 1 |
| 2x115 | 2x24 / 21 | 2x32.10 | 4 | 030-5734.0 | 1 |


*NOTE: When checking the approval status of this product with VDE, add the prefix "BV" and the suffix "R" to the orderable Part Number (these letters will also be found on the part label). The prefix and suffix are not part of the orderable Part Number.


LAMINATED TRANSFORMERS



Type EI30 / 12.5 - 1.2VA










AGENCY APPROVALS 

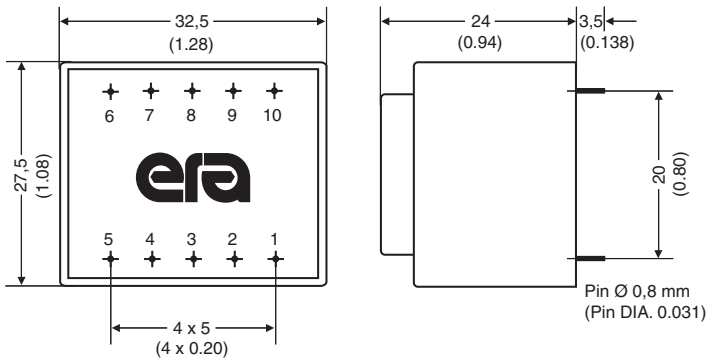
1. UL 506, File E113449  **us**

2. UL 1585, File E175197  **[Class 2/3]**

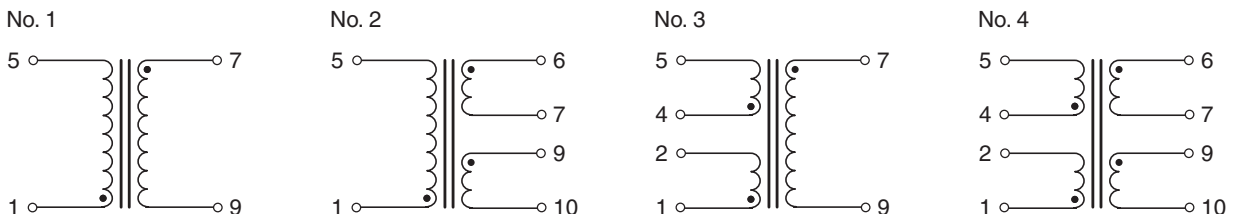
3. EN61558  **10** 

-  Frequency 50/60Hz
-  Potted under vacuum
-  Split-bobbin
-  Temperature class ta 70°C/B
-  Short-circuit-proof (where noted: 1/2/3* under Agency Approvals)
-  Weight: 0.08kg
-  Packaging unit: 25 pieces (tube)

Mechanical



Schematics




| Primary (V) | Secondary (V / mA) | No-Load Voltage (V) | Schematic No. | Part Number | Agency Approvals |
|-------------|--------------------|---------------------|---------------|-------------|------------------|
| 230 | 6 / 200 | 8.70 | 1 | 030-7268.0 | 1/2/3* |
| 230 | 9 / 133 | 12.30 | 1 | 030-7269.0 | 1/2/3* |
| 230 | 12 / 100 | 16.60 | 1 | 030-7270.0 | 1/2/3* |
| 230 | 15 / 80 | 21.20 | 1 | 030-7271.0 | 1/2/3* |
| 230 | 18 / 66 | 27.80 | 1 | 030-7272.0 | 1/2/3* |
| 230 | 24 / 50 | 34.50 | 1 | 030-7273.0 | 1/2/3* |
| 230 | 2x6 / 100 | 2x8.70 | 2 | 030-7274.0 | 1/2/3* |
| 230 | 2x9 / 66 | 2x12.30 | 2 | 030-7275.0 | 1/2/3* |
| 230 | 2x12 / 50 | 2x16.60 | 2 | 030-7276.0 | 1/2/3* |
| 230 | 2x15 / 40 | 2x20.60 | 2 | 030-7277.0 | 1/2/3* |
| 230 | 2x18 / 33 | 2x25.80 | 2 | 030-7278.0 | 1 |
| 230 | 2x24 / 25 | 2x32.90 | 2 | 030-7279.0 | 1 |
| 115 | 6 / 200 | 8.70 | 1 | 030-7256.0 | 1/2/3* |
| 115 | 9 / 133 | 12.30 | 1 | 030-7257.0 | 1/2/3* |
| 115 | 12 / 100 | 16.60 | 1 | 030-7258.0 | 1/2/3* |
| 115 | 15 / 80 | 21.20 | 1 | 030-7259.0 | 1/2/3* |
| 115 | 18 / 66 | 27.80 | 1 | 030-7260.0 | 1/2/3* |
| 115 | 24 / 50 | 34.50 | 1 | 030-7261.0 | 1/2/3* |
| 115 | 2x6 / 100 | 2x8.70 | 2 | 030-7262.0 | 1/2/3* |
| 115 | 2x9 / 66 | 2x12.30 | 2 | 030-7263.0 | 1/2/3* |
| 115 | 2x12 / 50 | 2x16.60 | 2 | 030-7264.0 | 1/2/3* |
| 115 | 2x15 / 40 | 2x20.60 | 2 | 030-7265.0 | 1/2/3* |
| 115 | 2x18 / 33 | 2x25.80 | 2 | 030-7266.0 | 1 |
| 115 | 2x24 / 25 | 2x32.90 | 2 | 030-7267.0 | 1 |
| 2x115 | 6 / 200 | 8.95 | 3 | 030-6061.0 | 1/2/3* |
| 2x115 | 9 / 133 | 12.90 | 3 | 030-6064.0 | 1/2/3* |
| 2x115 | 12 / 100 | 16.70 | 3 | 030-6067.0 | 1/2/3* |
| 2x115 | 15 / 80 | 24.70 | 3 | 030-6070.0 | 1/2/3* |
| 2x115 | 18 / 66 | 29.50 | 3 | 030-6073.0 | 1/2/3* |
| 2x115 | 24 / 50 | 35.80 | 3 | 030-6079.0 | 1/2/3* |
| 2x115 | 2x6 / 100 | 2x9.15 | 4 | 030-6084.0 | 1/2/3* |
| 2x115 | 2x9 / 66 | 2x13.70 | 4 | 030-6087.0 | 1/2/3* |
| 2x115 | 2x12 / 50 | 2x17.30 | 4 | 030-6090.0 | 1/2/3* |
| 2x115 | 2x15 / 40 | 2x24.70 | 4 | 030-6093.0 | 1/2/3* |
| 2x115 | 2x18 / 33 | 2x29.40 | 4 | 030-6096.0 | 1 |
| 2x115 | 2x24 / 25 | 2x35.80 | 4 | 030-6102.0 | 1 |


*NOTE: When checking the approval status of this product with VDE, add the prefix "BV" and the suffix "V" to the orderable Part Number (these letters will also be found on the part label). **The prefix and suffix are not part of the orderable Part Number.**


LAMINATED TRANSFORMERS



Type EI30 / 12.5 - 1.5VA










AGENCY APPROVALS 

1. UL 506, File E113449 

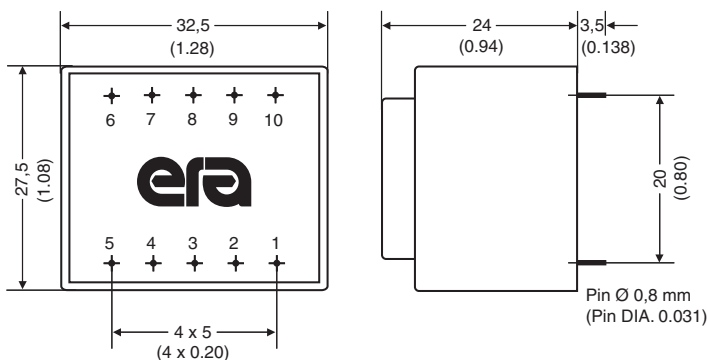
2. UL 1585, File E175197 

3. EN61558  

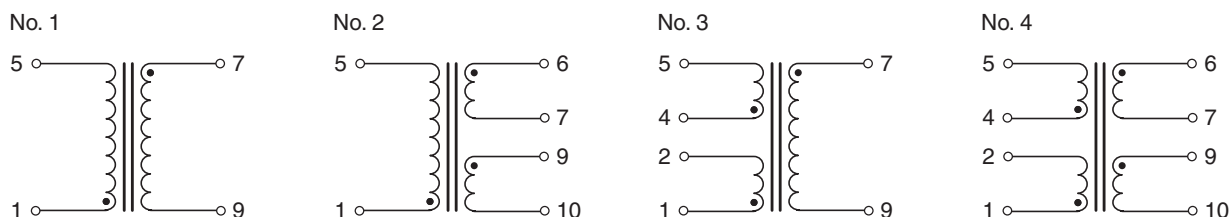
-  Frequency 50/60Hz
-  Potted under vacuum
-  Split-bobbin
-  Temperature class ta 70°C/B
-  Short-circuit-proof (where noted: 1/2/3* under Agency Approvals)
-  Weight: 0.08kg
-  Packaging unit: 25 pieces (tube)

| Primary (V) | Secondary (V / mA) | No-Load Voltage (V) | Schematic No. | Part Number | Agency Approvals |
|-------------|--------------------|---------------------|---------------|-------------|------------------|
| 230 | 6 / 250 | 8.95 | 1 | 030-7161.0 | 1/2/3* |
| 230 | 9 / 166 | 12.90 | 1 | 030-7162.0 | 1/2/3* |
| 230 | 12 / 125 | 16.70 | 1 | 030-7139.0 | 1/2/3* |
| 230 | 15 / 100 | 24.70 | 1 | 030-7163.0 | 1/2/3* |
| 230 | 18 / 83 | 29.50 | 1 | 030-7164.0 | 1/2/3* |
| 230 | 24 / 62 | 35.80 | 1 | 030-7165.0 | 1/2/3* |
| 230 | 2x6 / 125 | 2x9.15 | 2 | 030-7166.0 | 1/2/3* |
| 230 | 2x9 / 83 | 2x13.70 | 2 | 030-7167.0 | 1/2/3* |
| 230 | 2x12 / 62 | 2x17.30 | 2 | 030-7168.0 | 1/2/3* |
| 230 | 2x15 / 50 | 2x24.70 | 2 | 030-7169.0 | 1/2/3* |
| 230 | 2x18 / 41 | 2x29.40 | 2 | 030-7170.0 | 1 |
| 230 | 2x24 / 31 | 2x35.80 | 2 | 030-7171.0 | 1 |
| 115 | 6 / 250 | 8.95 | 1 | 030-7150.0 | 1/2/3* |
| 115 | 9 / 166 | 12.90 | 1 | 030-7151.0 | 1/2/3* |
| 115 | 12 / 125 | 16.70 | 1 | 030-7136.0 | 1/2/3* |
| 115 | 15 / 100 | 24.70 | 1 | 030-7152.0 | 1/2/3* |
| 115 | 18 / 83 | 29.50 | 1 | 030-7153.0 | 1/2/3* |
| 115 | 24 / 62 | 35.80 | 1 | 030-7154.0 | 1/2/3* |
| 115 | 2x6 / 125 | 2x9.15 | 2 | 030-7155.0 | 1/2/3* |
| 115 | 2x9 / 83 | 2x13.70 | 2 | 030-7156.0 | 1/2/3* |
| 115 | 2x12 / 62 | 2x17.30 | 2 | 030-7157.0 | 1/2/3* |
| 115 | 2x15 / 50 | 2x24.70 | 2 | 030-7158.0 | 1/2/3* |
| 115 | 2x18 / 41 | 2x29.40 | 2 | 030-7159.0 | 1 |
| 115 | 2x24 / 31 | 2x35.80 | 2 | 030-7160.0 | 1 |
| 2x115 | 6 / 250 | 8.95 | 3 | 030-7711.0 | 1/2/3* |
| 2x115 | 9 / 166 | 12.90 | 3 | 030-7712.0 | 1/2/3* |
| 2x115 | 12 / 125 | 16.70 | 3 | 030-7713.0 | 1/2/3* |
| 2x115 | 15 / 100 | 24.70 | 3 | 030-7714.0 | 1/2/3* |
| 2x115 | 18 / 83 | 29.50 | 3 | 030-7715.0 | 1/2/3* |
| 2x115 | 24 / 62 | 35.80 | 3 | 030-7716.0 | 1/2/3* |
| 2x115 | 2x6 / 125 | 2x9.15 | 4 | 030-7717.0 | 1/2/3* |
| 2x115 | 2x9 / 83 | 2x13.70 | 4 | 030-7718.0 | 1/2/3* |
| 2x115 | 2x12 / 62 | 2x17.30 | 4 | 030-7719.0 | 1/2/3* |
| 2x115 | 2x15 / 50 | 2x24.70 | 4 | 030-7720.0 | 1/2/3* |
| 2x115 | 2x18 / 41 | 2x29.40 | 4 | 030-7721.0 | 1 |
| 2x115 | 2x24 / 31 | 2x35.80 | 4 | 030-7722.0 | 1 |

Mechanical



Schematics



***NOTE:** When checking the approval status of this product with VDE, add the prefix "BV" and the suffix "N" to the orderable Part Number (these letters will also be found on the part label). **The prefix and suffix are not part of the orderable Part Number.**

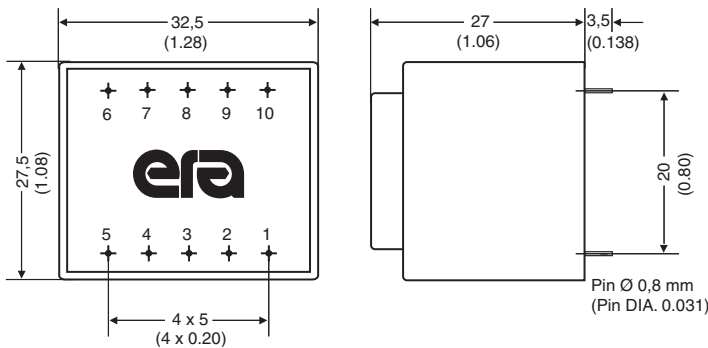
LAMINATED TRANSFORMERS

Type EI30 / 15.5 - 2.0VA

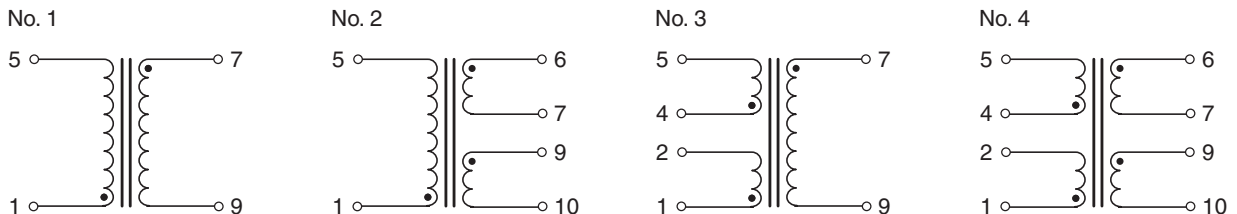


- ⦿ Frequency 50/60Hz
- ⦿ Potted under vacuum
- ⦿ Split-bobbin
- ⦿ Temperature class ta 70°C/B
- ⦿ VDE rated as inherently short-circuit proof
- ⦿ Weight: 0.10kg
- ⦿ Packaging unit: 25 pieces (tube)

Mechanical



Schematics



| Primary (V) | Secondary (V / mA) | No-Load Voltage (V) | Schematic No. | Part Number | Agency Approvals |
|-------------|--------------------|---------------------|---------------|-------------|------------------|
| 230 | 6 / 333 | 10.50 | 1 | 030-7304.0 | 1/3* |
| 230 | 9 / 222 | 14.60 | 1 | 030-7305.0 | 1/3* |
| 230 | 12 / 166 | 20.00 | 1 | 030-7306.0 | 1/3* |
| 230 | 15 / 133 | 26.00 | 1 | 030-7307.0 | 1/3* |
| 230 | 18 / 111 | 29.60 | 1 | 030-7308.0 | 1/3* |
| 230 | 24 / 83 | 37.20 | 1 | 030-7309.0 | 1/3* |
| 230 | 2x6 / 166 | 2x8.70 | 2 | 030-7310.0 | 1/3* |
| 230 | 2x9 / 111 | 2x14.60 | 2 | 030-7311.0 | 1/3* |
| 230 | 2x12 / 83 | 2x19.45 | 2 | 030-7312.0 | 1/3* |
| 230 | 2x15 / 66 | 2x24.10 | 2 | 030-7313.0 | 1/3* |
| 230 | 2x18 / 55 | 2x29.10 | 2 | 030-7314.0 | 1 |
| 230 | 2x24 / 42 | 2x36.50 | 2 | 030-7315.0 | 1 |
| 115 | 6 / 333 | 10.50 | 1 | 030-7292.0 | 1/3* |
| 115 | 9 / 222 | 14.60 | 1 | 030-7293.0 | 1/3* |
| 115 | 12 / 166 | 20.00 | 1 | 030-7294.0 | 1/3* |
| 115 | 15 / 133 | 26.00 | 1 | 030-7295.0 | 1/3* |
| 115 | 18 / 111 | 29.60 | 1 | 030-7296.0 | 1/3* |
| 115 | 24 / 83 | 37.20 | 1 | 030-7297.0 | 1/3* |
| 115 | 2x6 / 166 | 2x8.70 | 2 | 030-7298.0 | 1/3* |
| 115 | 2x9 / 111 | 2x14.60 | 2 | 030-7299.0 | 1/3* |
| 115 | 2x12 / 83 | 2x19.45 | 2 | 030-7300.0 | 1/3* |
| 115 | 2x15 / 66 | 2x24.10 | 2 | 030-7301.0 | 1/3* |
| 115 | 2x18 / 55 | 2x29.10 | 2 | 030-7302.0 | 1 |
| 115 | 2x24 / 42 | 2x36.50 | 2 | 030-7303.0 | 1 |
| 2x115 | 6 / 333 | 10.50 | 3 | 030-6429.0 | 1/3* |
| 2x115 | 9 / 222 | 14.60 | 3 | 030-6432.0 | 1/3* |
| 2x115 | 12 / 166 | 20.00 | 3 | 030-6435.0 | 1/3* |
| 2x115 | 15 / 133 | 26.00 | 3 | 030-6438.0 | 1/3* |
| 2x115 | 18 / 111 | 29.60 | 3 | 030-6441.0 | 1/3* |
| 2x115 | 24 / 83 | 37.20 | 3 | 030-6447.0 | 1/3* |
| 2x115 | 2x6 / 166 | 2x8.70 | 4 | 030-6452.0 | 1/3* |
| 2x115 | 2x9 / 111 | 2x14.60 | 4 | 030-6455.0 | 1/3* |
| 2x115 | 2x12 / 83 | 2x19.45 | 4 | 030-6458.0 | 1/3* |
| 2x115 | 2x15 / 66 | 2x24.10 | 4 | 030-6461.0 | 1/3* |
| 2x115 | 2x18 / 55 | 2x29.10 | 4 | 030-6464.0 | 1 |
| 2x115 | 2x24 / 42 | 2x36.50 | 4 | 030-6470.0 | 1 |

*NOTE: When checking the approval status of this product with VDE, add the prefix "BV" and the suffix "S" to the orderable Part Number (these letters will also be found on the part label). The prefix and suffix are not part of the orderable Part Number.

LAMINATED TRANSFORMERS








Type EI30 / 18.0 - 2.3VA



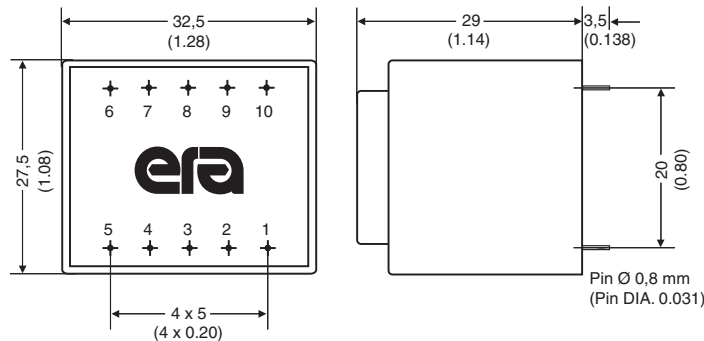
AGENCY APPROVALS 

1. UL 506, File E113449 

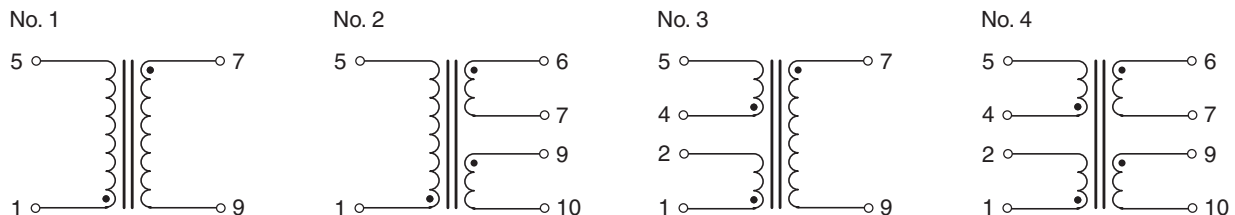
3. EN61558 

-  Frequency 50/60Hz
-  Potted under vacuum
-  Split-bobbin
-  Temperature class ta 70°C/B
-  VDE rated as inherently short-circuit proof
-  Weight: 0.112kg
-  Packaging unit: 25 pieces (tube)

Mechanical



Schematics



| Primary (V) | Secondary (V / mA) | No-Load Voltage (V) | Schematic No. | Part Number | Agency Approvals |
|-------------|--------------------|---------------------|---------------|-------------|------------------|
| 230 | 6 / 384 | 10.00 | 1 | 030-7340.0 | 1/3* |
| 230 | 9 / 256 | 13.80 | 1 | 030-7341.0 | 1/3* |
| 230 | 12 / 192 | 18.60 | 1 | 030-7342.0 | 1/3* |
| 230 | 15 / 154 | 23.80 | 1 | 030-7343.0 | 1/3* |
| 230 | 18 / 128 | 27.80 | 1 | 030-7344.0 | 1/3* |
| 230 | 24 / 96 | 34.70 | 1 | 030-7345.0 | 1/3* |
| 230 | 2x6 / 192 | 2x9.90 | 2 | 030-7346.0 | 1/3* |
| 230 | 2x9 / 128 | 2x14.00 | 2 | 030-7347.0 | 1/3* |
| 230 | 2x12 / 96 | 2x17.50 | 2 | 030-7348.0 | 1/3* |
| 230 | 2x15 / 77 | 2x24.40 | 2 | 030-7349.0 | 1/3* |
| 230 | 2x18 / 64 | 2x29.30 | 2 | 030-7350.0 | 1 |
| 230 | 2x24 / 48 | 2x35.80 | 2 | 030-7351.0 | 1 |
| 115 | 6 / 384 | 10.00 | 1 | 030-7328.0 | 1/3* |
| 115 | 9 / 256 | 13.80 | 1 | 030-7329.0 | 1/3* |
| 115 | 12 / 192 | 18.60 | 1 | 030-7330.0 | 1/3* |
| 115 | 15 / 154 | 23.80 | 1 | 030-7331.0 | 1/3* |
| 115 | 18 / 128 | 27.80 | 1 | 030-7332.0 | 1/3* |
| 115 | 24 / 96 | 34.70 | 1 | 030-7333.0 | 1/3* |
| 115 | 2x6 / 192 | 2x9.90 | 2 | 030-7334.0 | 1/3* |
| 115 | 2x9 / 128 | 2x14.00 | 2 | 030-7335.0 | 1/3* |
| 115 | 2x12 / 96 | 2x17.50 | 2 | 030-7336.0 | 1/3* |
| 115 | 2x15 / 77 | 2x24.40 | 2 | 030-7337.0 | 1/3* |
| 115 | 2x18 / 64 | 2x29.30 | 2 | 030-7338.0 | 1 |
| 115 | 2x24 / 48 | 2x35.80 | 2 | 030-7339.0 | 1 |
| 2x115 | 6 / 384 | 10.00 | 3 | 030-6797.0 | 1/3* |
| 2x115 | 9 / 256 | 13.80 | 3 | 030-6800.0 | 1/3* |
| 2x115 | 12 / 192 | 18.60 | 3 | 030-6803.0 | 1/3* |
| 2x115 | 15 / 154 | 23.80 | 3 | 030-6806.0 | 1/3* |
| 2x115 | 18 / 128 | 27.80 | 3 | 030-6809.0 | 1/3* |
| 2x115 | 24 / 96 | 34.70 | 3 | 030-6815.0 | 1/3* |
| 2x115 | 2x6 / 192 | 2x9.90 | 4 | 030-6820.0 | 1/3* |
| 2x115 | 2x9 / 128 | 2x14.00 | 4 | 030-6823.0 | 1/3* |
| 2x115 | 2x12 / 96 | 2x17.50 | 4 | 030-6826.0 | 1/3* |
| 2x115 | 2x15 / 77 | 2x24.40 | 4 | 030-6829.0 | 1/3* |
| 2x115 | 2x18 / 64 | 2x29.30 | 4 | 030-6832.0 | 1 |
| 2x115 | 2x24 / 48 | 2x35.80 | 4 | 030-6838.0 | 1 |

*NOTE: When checking the approval status of this product with VDE, add the prefix "BV" and the suffix "T" to the orderable Part Number (these letters will also be found on the part label). The prefix and suffix are not part of the orderable Part Number.

LAMINATED TRANSFORMERS








Type EI30 / 23.0 - 2.8VA



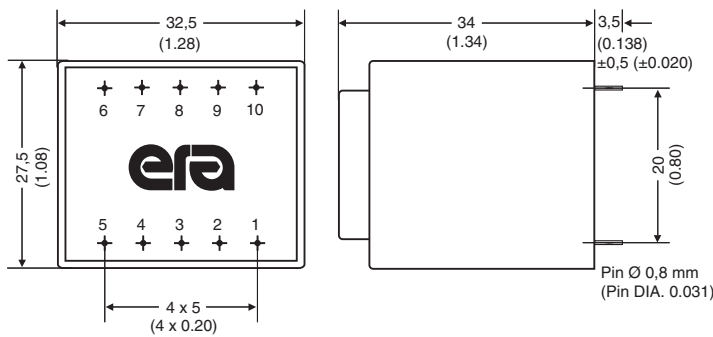
AGENCY APPROVALS 

1. UL 506, File E113449  us

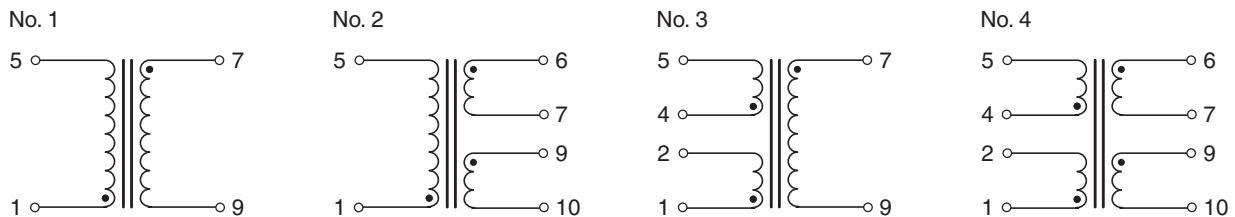
3. EN61558  

-  Frequency 50/60Hz
-  Potted under vacuum
-  Split-bobbin
-  Temperature class ta 70°C/B
-  VDE rated as inherently short-circuit proof
-  Weight: 0.134kg
-  Packaging unit: 25 pieces (tube)

Mechanical



Schematics



| Primary (V) | Secondary (V / mA) | No-Load Voltage (V) | Schematic No. | Part Number | Agency Approvals |
|-------------|--------------------|---------------------|---------------|-------------|------------------|
| 230 | 6 / 466 | 10.70 | 1 | 030-7584.0 | 1/3* |
| 230 | 9 / 311 | 14.80 | 1 | 030-7585.0 | 1/3* |
| 230 | 12 / 233 | 20.80 | 1 | 030-7586.0 | 1/3* |
| 230 | 15 / 186 | 24.00 | 1 | 030-7587.0 | 1/3* |
| 230 | 18 / 155 | 29.90 | 1 | 030-7588.0 | 1/3* |
| 230 | 24 / 116 | 38.80 | 1 | 030-7589.0 | 1/3* |
| 230 | 2x6 / 233 | 2x10.70 | 2 | 030-7590.0 | 1/3* |
| 230 | 2x9 / 155 | 2x16.00 | 2 | 030-7591.0 | 1/3* |
| 230 | 2x12 / 116 | 2x20.40 | 2 | 030-7592.0 | 1/3* |
| 230 | 2x15 / 93 | 2x25.00 | 2 | 030-7593.0 | 1/3* |
| 230 | 2x18 / 77 | 2x30.50 | 2 | 030-7594.0 | 1 |
| 230 | 2x24 / 58 | 2x38.70 | 2 | 030-7595.0 | 1 |
| 115 | 6 / 466 | 10.70 | 1 | 030-7596.0 | 1/3* |
| 115 | 9 / 311 | 14.80 | 1 | 030-7597.0 | 1/3* |
| 115 | 12 / 233 | 20.80 | 1 | 030-7598.0 | 1/3* |
| 115 | 15 / 186 | 24.00 | 1 | 030-7599.0 | 1/3* |
| 115 | 18 / 155 | 29.90 | 1 | 030-7600.0 | 1/3* |
| 115 | 24 / 116 | 38.80 | 1 | 030-7601.0 | 1/3* |
| 115 | 2x6 / 233 | 2x10.70 | 2 | 030-7602.0 | 1/3* |
| 115 | 2x9 / 155 | 2x16.00 | 2 | 030-7603.0 | 1/3* |
| 115 | 2x12 / 116 | 2x20.40 | 2 | 030-7604.0 | 1/3* |
| 115 | 2x15 / 93 | 2x25.00 | 2 | 030-7605.0 | 1/3* |
| 115 | 2x18 / 77 | 2x30.50 | 2 | 030-7606.0 | 1 |
| 115 | 2x24 / 58 | 2x38.70 | 2 | 030-7607.0 | 1 |
| 2x115 | 6 / 466 | 10.70 | 3 | 030-7723.0 | 1/3* |
| 2x115 | 9 / 311 | 14.80 | 3 | 030-7724.0 | 1/3* |
| 2x115 | 12 / 233 | 20.80 | 3 | 030-7725.0 | 1/3* |
| 2x115 | 15 / 186 | 24.00 | 3 | 030-7726.0 | 1/3* |
| 2x115 | 18 / 155 | 29.90 | 3 | 030-7727.0 | 1/3* |
| 2x115 | 24 / 116 | 38.80 | 3 | 030-7728.0 | 1/3* |
| 2x115 | 2x6 / 233 | 2x10.70 | 4 | 030-7729.0 | 1/3* |
| 2x115 | 2x9 / 155 | 2x16.00 | 4 | 030-7730.0 | 1/3* |
| 2x115 | 2x12 / 116 | 2x20.40 | 4 | 030-7731.0 | 1/3* |
| 2x115 | 2x15 / 93 | 2x25.00 | 4 | 030-7732.0 | 1/3* |
| 2x115 | 2x18 / 77 | 2x30.50 | 4 | 030-7733.0 | 1 |
| 2x115 | 2x24 / 58 | 2x38.70 | 4 | 030-7734.0 | 1 |

*NOTE: When checking the approval status of this product with VDE, add the prefix "BV" and the suffix "U" to the orderable Part Number (these letters will also be found on the part label). The prefix and suffix are **not** part of the orderable Part Number.

LAMINATED TRANSFORMERS







Type EI38 / 13.6 - 3.2VA



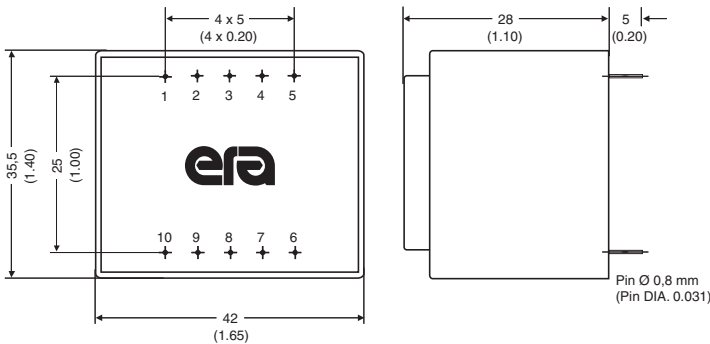
AGENCY APPROVALS 

1. UL 506, File E113449 

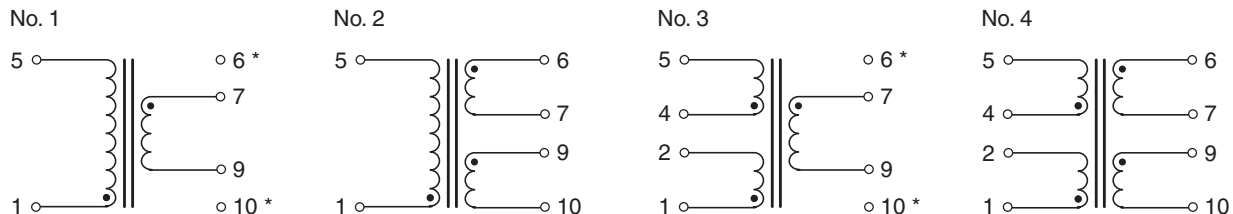
3. EN61558 

-  Frequency 50/60Hz
-  Potted under vacuum
-  Split-bobbin
-  Temperature class ta 70°C/B
-  Weight: 0.155kg
-  Packaging unit: 25 pieces (tray)

Mechanical



Schematics



* Empty-Pin

| Primary (V) | Secondary (V / mA) | No-Load Voltage (V) | Schematic No. | Part Number | Agency Approvals |
|-------------|--------------------|---------------------|---------------|-------------|------------------|
| 230 | 6 / 534 | 9.20 | 1 | 038-5187.0 | 1/3* |
| 230 | 9 / 356 | 13.95 | 1 | 038-5190.0 | 1/3* |
| 230 | 12 / 267 | 17.80 | 1 | 038-5193.0 | 1/3* |
| 230 | 15 / 214 | 22.20 | 1 | 038-5196.0 | 1/3* |
| 230 | 18 / 178 | 27.00 | 1 | 038-5199.0 | 1/3* |
| 230 | 24 / 134 | 35.00 | 1 | 038-5205.0 | 1/3* |
| 230 | 2x6 / 267 | 2x8.90 | 2 | 038-5210.0 | 1/3* |
| 230 | 2x9 / 178 | 2x13.40 | 2 | 038-5213.0 | 1/3* |
| 230 | 2x12 / 134 | 2x17.50 | 2 | 038-5216.0 | 1/3* |
| 230 | 2x15 / 107 | 2x22.30 | 2 | 038-5219.0 | 1/3* |
| 230 | 2x18 / 89 | 2x25.80 | 2 | 038-5222.0 | 1 |
| 230 | 2x24 / 67 | 2x35.90 | 2 | 038-5228.0 | 1 |
| 115 | 6 / 534 | 9.20 | 1 | 038-5049.0 | 1/3* |
| 115 | 9 / 356 | 13.95 | 1 | 038-5052.0 | 1/3* |
| 115 | 12 / 267 | 17.80 | 1 | 038-5055.0 | 1/3* |
| 115 | 15 / 214 | 22.20 | 1 | 038-5058.0 | 1/3* |
| 115 | 18 / 178 | 27.00 | 1 | 038-5061.0 | 1/3* |
| 115 | 24 / 134 | 35.00 | 1 | 038-5067.0 | 1/3* |
| 115 | 2x6 / 267 | 2x8.90 | 2 | 038-5072.0 | 1/3* |
| 115 | 2x9 / 178 | 2x13.40 | 2 | 038-5075.0 | 1/3* |
| 115 | 2x12 / 134 | 2x17.50 | 2 | 038-5078.0 | 1/3* |
| 115 | 2x15 / 107 | 2x22.30 | 2 | 038-5081.0 | 1/3* |
| 115 | 2x18 / 89 | 2x25.80 | 2 | 038-5084.0 | 1 |
| 115 | 2x24 / 67 | 2x35.90 | 2 | 038-5090.0 | 1 |
| 2x115 | 6 / 534 | 9.20 | 3 | 038-5325.0 | 1/3* |
| 2x115 | 9 / 356 | 13.95 | 3 | 038-5328.0 | 1/3* |
| 2x115 | 12 / 267 | 17.80 | 3 | 038-5331.0 | 1/3* |
| 2x115 | 15 / 214 | 22.20 | 3 | 038-5334.0 | 1/3* |
| 2x115 | 18 / 178 | 27.00 | 3 | 038-5337.0 | 1/3* |
| 2x115 | 24 / 134 | 35.00 | 3 | 038-5343.0 | 1/3* |
| 2x115 | 2x6 / 267 | 2x8.90 | 4 | 038-5348.0 | 1/3* |
| 2x115 | 2x9 / 178 | 2x13.40 | 4 | 038-5351.0 | 1/3* |
| 2x115 | 2x12 / 134 | 2x17.50 | 4 | 038-5354.0 | 1/3* |
| 2x115 | 2x15 / 107 | 2x22.30 | 4 | 038-5357.0 | 1/3* |
| 2x115 | 2x18 / 89 | 2x25.80 | 4 | 038-5360.0 | 1 |
| 2x115 | 2x24 / 67 | 2x35.90 | 4 | 038-5366.0 | 1 |

*NOTE: When checking the approval status of this product with VDE, add the prefix "BV" and the suffix "F" to the orderable Part Number (these letters will also be found on the part label). The prefix and suffix are not part of the orderable Part Number.

LAMINATED TRANSFORMERS







Type EI38 / 13.6 - 4.0VA



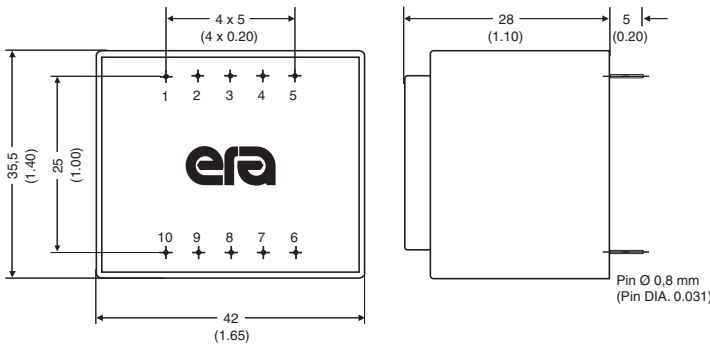
AGENCY APPROVALS 

1. UL 506, File E113449  **us**

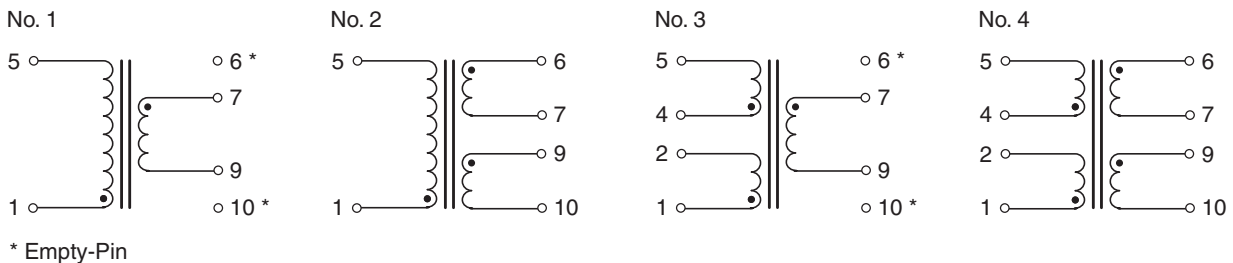
3. EN61558  

-  Frequency 50/60Hz
-  Potted under vacuum
-  Split-bobbin
-  Temperature class ta 70°C/B
-  Weight: 0.155kg
-  Packaging unit: 25 pieces (tray)

Mechanical



Schematics



| Primary (V) | Secondary (V / mA) | No-Load Voltage (V) | Schematic No. | Part Number | Agency Approvals |
|-------------|--------------------|---------------------|---------------|-------------|------------------|
| 230 | 6 / 667 | 8.50 | 1 | 038-5412.0 | 1/3* |
| 230 | 9 / 444 | 12.60 | 1 | 038-5413.0 | 1/3* |
| 230 | 12 / 333 | 16.40 | 1 | 038-5414.0 | 1/3* |
| 230 | 15 / 267 | 20.90 | 1 | 038-5415.0 | 1/3* |
| 230 | 18 / 222 | 24.30 | 1 | 038-5416.0 | 1/3* |
| 230 | 24 / 167 | 32.80 | 1 | 038-5417.0 | 1/3* |
| 230 | 2x6 / 333 | 2x8.50 | 2 | 038-5418.0 | 1/3* |
| 230 | 2x9 / 222 | 2x12.50 | 2 | 038-5419.0 | 1/3* |
| 230 | 2x12 / 167 | 2x16.40 | 2 | 038-5420.0 | 1/3* |
| 230 | 2x15 / 133 | 2x21.20 | 2 | 038-5421.0 | 1/3* |
| 230 | 2x18 / 111 | 2x24.50 | 2 | 038-5422.0 | 1/3* |
| 230 | 2x24 / 83 | 2x32.70 | 2 | 038-5423.0 | 1 |
| 115 | 6 / 667 | 8.50 | 1 | 038-5400.0 | 1/3* |
| 115 | 9 / 444 | 12.60 | 1 | 038-5401.0 | 1/3* |
| 115 | 12 / 333 | 16.40 | 1 | 038-5402.0 | 1/3* |
| 115 | 15 / 267 | 20.90 | 1 | 038-5403.0 | 1/3* |
| 115 | 18 / 222 | 24.30 | 1 | 038-5404.0 | 1/3* |
| 115 | 24 / 167 | 32.80 | 1 | 038-5405.0 | 1/3* |
| 115 | 2x6 / 333 | 2x8.50 | 2 | 038-5406.0 | 1/3* |
| 115 | 2x9 / 222 | 2x12.50 | 2 | 038-5407.0 | 1/3* |
| 115 | 2x12 / 167 | 2x16.40 | 2 | 038-5408.0 | 1/3* |
| 115 | 2x15 / 133 | 2x21.20 | 2 | 038-5409.0 | 1/3* |
| 115 | 2x18 / 111 | 2x24.50 | 2 | 038-5410.0 | 1/3* |
| 115 | 2x24 / 83 | 2x32.70 | 2 | 038-5411.0 | 1 |
| 2x115 | 6 / 667 | 8.50 | 3 | 038-5424.0 | 1/3* |
| 2x115 | 9 / 444 | 12.60 | 3 | 038-5425.0 | 1/3* |
| 2x115 | 12 / 333 | 16.40 | 3 | 038-5426.0 | 1/3* |
| 2x115 | 15 / 267 | 20.90 | 3 | 038-5427.0 | 1/3* |
| 2x115 | 18 / 222 | 24.30 | 3 | 038-5428.0 | 1/3* |
| 2x115 | 24 / 167 | 32.80 | 3 | 038-5429.0 | 1/3* |
| 2x115 | 2x6 / 333 | 2x8.50 | 4 | 038-5430.0 | 1/3* |
| 2x115 | 2x9 / 222 | 2x12.50 | 4 | 038-5431.0 | 1/3* |
| 2x115 | 2x12 / 167 | 2x16.40 | 4 | 038-5432.0 | 1/3* |
| 2x115 | 2x15 / 133 | 2x21.20 | 4 | 038-5433.0 | 1/3* |
| 2x115 | 2x18 / 111 | 2x24.50 | 4 | 038-5434.0 | 1/3* |
| 2x115 | 2x24 / 83 | 2x32.70 | 4 | 038-5435.0 | 1 |

*NOTE: When checking the approval status of this product with VDE, add the prefix "BV" and the suffix "F" to the orderable Part Number (these letters will also be found on the part label). The prefix and suffix are not part of the orderable Part Number.

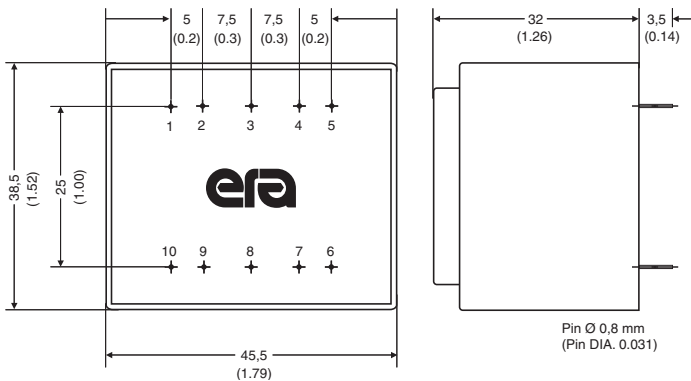
LAMINATED TRANSFORMERS

Type EI42 / 14.8 - 5.0VA

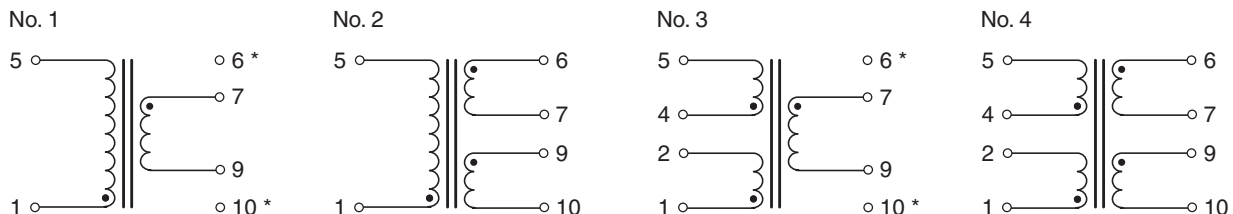


- Frequency 50/60Hz
- Potted under vacuum
- Split-bobbin
- Temperature class ta 70°C/B
- Weight: 0.2kg
- Packaging unit: 25 pieces (tray)

Mechanical



Schematics



* Empty-Pin

| Primary (V) | Secondary (V / mA) | No-Load Voltage (V) | Schematic No. | Part Number | Agency Approvals |
|-------------|--------------------|---------------------|---------------|-------------|------------------|
| 230 | 6 / 834 | 8.10 | 1 | 042-5187.0 | 1/3* |
| 230 | 9 / 556 | 12.00 | 1 | 042-5190.0 | 1/3* |
| 230 | 12 / 417 | 15.50 | 1 | 042-5193.0 | 1/3* |
| 230 | 15 / 334 | 19.20 | 1 | 042-5196.0 | 1/3* |
| 230 | 18 / 278 | 23.00 | 1 | 042-5199.0 | 1/3* |
| 230 | 24 / 208 | 30.50 | 1 | 042-5205.0 | 1/3* |
| 230 | 2x6 / 417 | 2x7.70 | 2 | 042-5210.0 | 1/3* |
| 230 | 2x9 / 278 | 2x11.60 | 2 | 042-5213.0 | 1/3* |
| 230 | 2x12 / 208 | 2x15.20 | 2 | 042-5216.0 | 1/3* |
| 230 | 2x15 / 167 | 2x19.40 | 2 | 042-5219.0 | 1/3* |
| 230 | 2x18 / 139 | 2x23.10 | 2 | 042-5222.0 | 1/3* |
| 230 | 2x24 / 104 | 2x30.80 | 2 | 042-5228.0 | 1 |
| 115 | 6 / 834 | 8.10 | 1 | 042-5049.0 | 1/3* |
| 115 | 9 / 556 | 12.00 | 1 | 042-5052.0 | 1/3* |
| 115 | 12 / 417 | 15.50 | 1 | 042-5055.0 | 1/3* |
| 115 | 15 / 334 | 19.20 | 1 | 042-5058.0 | 1/3* |
| 115 | 18 / 278 | 23.00 | 1 | 042-5061.0 | 1/3* |
| 115 | 24 / 208 | 30.50 | 1 | 042-5067.0 | 1/3* |
| 115 | 2x6 / 417 | 2x7.70 | 2 | 042-5072.0 | 1/3* |
| 115 | 2x9 / 278 | 2x11.60 | 2 | 042-5075.0 | 1/3* |
| 115 | 2x12 / 208 | 2x15.20 | 2 | 042-5078.0 | 1/3* |
| 115 | 2x15 / 167 | 2x19.40 | 2 | 042-5081.0 | 1/3* |
| 115 | 2x18 / 139 | 2x23.10 | 2 | 042-5084.0 | 1/3* |
| 115 | 2x24 / 104 | 2x30.80 | 2 | 042-5090.0 | 1 |
| 2x115 | 6 / 834 | 8.10 | 3 | 042-5325.0 | 1/3* |
| 2x115 | 9 / 556 | 12.00 | 3 | 042-5328.0 | 1/3* |
| 2x115 | 12 / 417 | 15.50 | 3 | 042-5331.0 | 1/3* |
| 2x115 | 15 / 334 | 19.20 | 3 | 042-5334.0 | 1/3* |
| 2x115 | 18 / 278 | 23.00 | 3 | 042-5337.0 | 1/3* |
| 2x115 | 24 / 208 | 30.50 | 3 | 042-5343.0 | 1/3* |
| 2x115 | 2x6 / 417 | 2x7.70 | 4 | 042-5348.0 | 1/3* |
| 2x115 | 2x9 / 278 | 2x11.60 | 4 | 042-5351.0 | 1/3* |
| 2x115 | 2x12 / 208 | 2x15.20 | 4 | 042-5354.0 | 1/3* |
| 2x115 | 2x15 / 167 | 2x19.40 | 4 | 042-5357.0 | 1/3* |
| 2x115 | 2x18 / 139 | 2x23.10 | 4 | 042-5360.0 | 1/3* |
| 2x115 | 2x24 / 104 | 2x30.80 | 4 | 042-5366.0 | 1 |

*NOTE: When checking the approval status of this product with VDE, add the prefix "BV" and the suffix "G" to the orderable Part Number (these letters will also be found on the part label). The prefix and suffix are not part of the orderable Part Number.

LAMINATED TRANSFORMERS

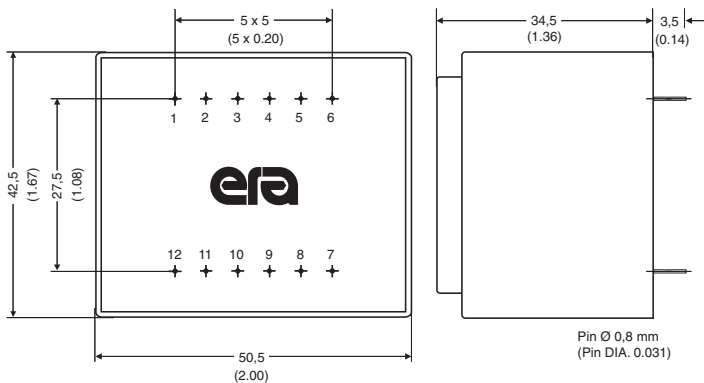
Type EI48 / 16.8 - 10VA



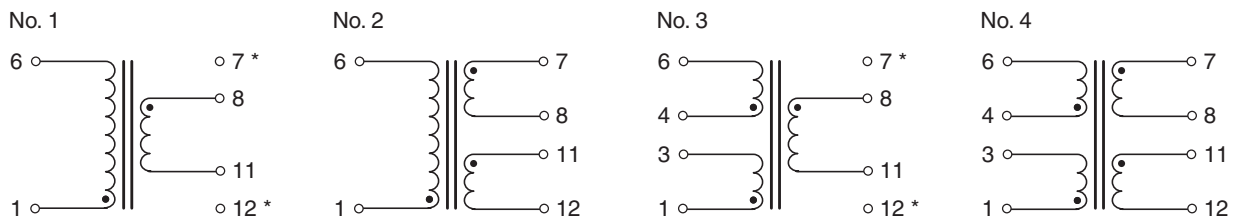
- Frequency 50/60Hz
- Potted under vacuum
- Split-bobbin
- Temperature class ta 40°C/B
- Weight: 0.295kg
- Packaging unit: 15 pieces (tray)

| Primary (V) | Secondary (V / mA) | No-Load Voltage (V) | Schematic No. | Part Number | Agency Approvals |
|-------------|--------------------|---------------------|---------------|-------------|------------------|
| 230 | 6 / 1666 | 7.90 | 1 | 048-5187.0 | 1/3* |
| 230 | 9 / 1111 | 12.00 | 1 | 048-5190.0 | 1/3* |
| 230 | 12 / 834 | 15.70 | 1 | 048-5193.0 | 1/3* |
| 230 | 15 / 666 | 19.20 | 1 | 048-5196.0 | 1/3* |
| 230 | 18 / 555 | 22.90 | 1 | 048-5199.0 | 1/3* |
| 230 | 24 / 416 | 30.60 | 1 | 048-5205.0 | 1/3* |
| 230 | 2x6 / 834 | 2x8.10 | 2 | 048-5210.0 | 1/3* |
| 230 | 2x9 / 555 | 2x11.60 | 2 | 048-5213.0 | 1/3* |
| 230 | 2x12 / 416 | 2x15.70 | 2 | 048-5216.0 | 1/3* |
| 230 | 2x15 / 333 | 2x19.50 | 2 | 048-5219.0 | 1/3* |
| 230 | 2x18 / 277 | 2x23.50 | 2 | 048-5222.0 | 1/3* |
| 230 | 2x24 / 208 | 2x30.00 | 2 | 048-5228.0 | 1 |
| 115 | 6 / 1666 | 7.90 | 1 | 048-5049.0 | 1/3* |
| 115 | 9 / 1111 | 12.00 | 1 | 048-5052.0 | 1/3* |
| 115 | 12 / 834 | 15.70 | 1 | 048-5055.0 | 1/3* |
| 115 | 15 / 666 | 19.20 | 1 | 048-5058.0 | 1/3* |
| 115 | 18 / 555 | 22.90 | 1 | 048-5061.0 | 1/3* |
| 115 | 24 / 416 | 30.60 | 1 | 048-5067.0 | 1/3* |
| 115 | 2x6 / 834 | 2x8.10 | 2 | 048-5072.0 | 1/3* |
| 115 | 2x9 / 555 | 2x11.60 | 2 | 048-5075.0 | 1/3* |
| 115 | 2x12 / 416 | 2x15.70 | 2 | 048-5078.0 | 1/3* |
| 115 | 2x15 / 333 | 2x19.50 | 2 | 048-5081.0 | 1/3* |
| 115 | 2x18 / 277 | 2x23.50 | 2 | 048-5084.0 | 1/3* |
| 115 | 2x24 / 208 | 2x30.00 | 2 | 048-5090.0 | 1 |
| 2x115 | 6 / 1666 | 7.90 | 3 | 048-5325.0 | 1/3* |
| 2x115 | 9 / 1111 | 12.00 | 3 | 048-5328.0 | 1/3* |
| 2x115 | 12 / 834 | 15.70 | 3 | 048-5331.0 | 1/3* |
| 2x115 | 15 / 666 | 19.20 | 3 | 048-5334.0 | 1/3* |
| 2x115 | 18 / 555 | 22.90 | 3 | 048-5337.0 | 1/3* |
| 2x115 | 24 / 416 | 30.60 | 3 | 048-5343.0 | 1/3* |
| 2x115 | 2x6 / 834 | 2x8.10 | 4 | 048-5348.0 | 1/3* |
| 2x115 | 2x9 / 555 | 2x11.60 | 4 | 048-5351.0 | 1/3* |
| 2x115 | 2x12 / 416 | 2x15.70 | 4 | 048-5354.0 | 1/3* |
| 2x115 | 2x15 / 333 | 2x19.50 | 4 | 048-5357.0 | 1/3* |
| 2x115 | 2x18 / 277 | 2x23.50 | 4 | 048-5360.0 | 1/3* |
| 2x115 | 2x24 / 208 | 2x30.00 | 4 | 048-5366.0 | 1 |

Mechanical



Schematics



* Empty-Pin

***NOTE:** When checking the approval status of this product with VDE, add the prefix "BV" and the suffix "H" to the orderable Part Number (these letters will also be found on the part label). The prefix and suffix are **not** part of the orderable Part Number.

LAMINATED TRANSFORMERS

Type EI54 / 18.8 - 16VA



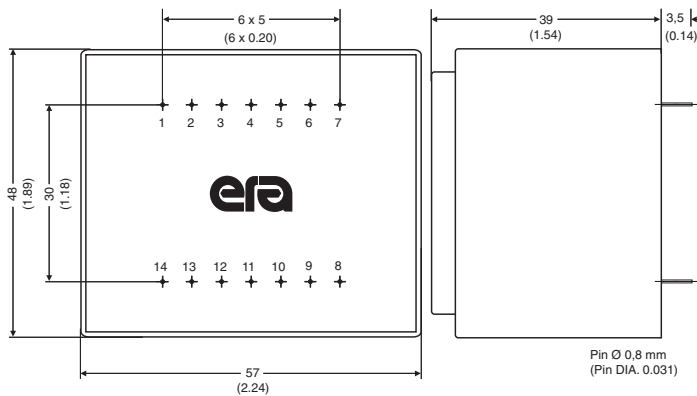
AGENCY APPROVALS

1. UL 506, File E113449

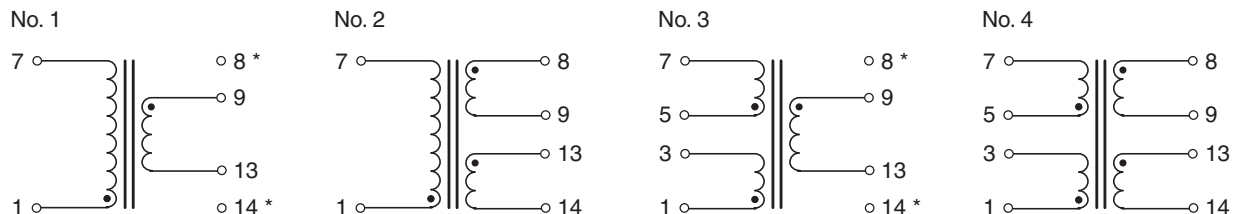
3. EN61558

- Frequency 50/60Hz
- Potted under vacuum
- Split-bobbin
- Temperature class ta 40°C/B
- Weight: 0.42kg
- Packaging unit: 10 pieces (tray)

Mechanical



Schematics



* Empty-Pin

| Primary (V) | Secondary (V / mA) | No-Load Voltage (V) | Schematic No. | Part Number | Agency Approvals |
|-------------|--------------------|---------------------|---------------|-------------|------------------|
| 230 | 6 / 2666 | 7.60 | 1 | 054-5187.0 | 1/3* |
| 230 | 9 / 1777 | 11.30 | 1 | 054-5190.0 | 1/3* |
| 230 | 12 / 1333 | 14.90 | 1 | 054-5193.0 | 1/3* |
| 230 | 15 / 1066 | 18.40 | 1 | 054-5196.0 | 1/3* |
| 230 | 18 / 888 | 22.40 | 1 | 054-5199.0 | 1/3* |
| 230 | 24 / 666 | 29.60 | 1 | 054-5205.0 | 1/3* |
| 230 | 2x6 / 1333 | 2x7.70 | 2 | 054-5210.0 | 1/3* |
| 230 | 2x9 / 888 | 2x11.40 | 2 | 054-5213.0 | 1/3* |
| 230 | 2x12 / 666 | 2x15.00 | 2 | 054-5216.0 | 1/3* |
| 230 | 2x15 / 533 | 2x18.70 | 2 | 054-5219.0 | 1/3* |
| 230 | 2x18 / 444 | 2x22.40 | 2 | 054-5222.0 | 1/3* |
| 230 | 2x24 / 333 | 2x29.00 | 2 | 054-5228.0 | 1 |
| 115 | 6 / 2666 | 7.60 | 1 | 054-5049.0 | 1/3* |
| 115 | 9 / 1777 | 11.30 | 1 | 054-5052.0 | 1/3* |
| 115 | 12 / 1333 | 14.90 | 1 | 054-5055.0 | 1/3* |
| 115 | 15 / 1066 | 18.40 | 1 | 054-5058.0 | 1/3* |
| 115 | 18 / 888 | 22.40 | 1 | 054-5061.0 | 1/3* |
| 115 | 24 / 666 | 29.60 | 1 | 054-5067.0 | 1/3* |
| 115 | 2x6 / 1333 | 2x7.70 | 2 | 054-5072.0 | 1/3* |
| 115 | 2x9 / 888 | 2x11.40 | 2 | 054-5075.0 | 1/3* |
| 115 | 2x12 / 666 | 2x15.00 | 2 | 054-5078.0 | 1/3* |
| 115 | 2x15 / 533 | 2x18.70 | 2 | 054-5081.0 | 1/3* |
| 115 | 2x18 / 444 | 2x22.40 | 2 | 054-5084.0 | 1/3* |
| 115 | 2x24 / 333 | 2x29.00 | 2 | 054-5090.0 | 1 |
| 2x115 | 6 / 2666 | 7.60 | 3 | 054-5325.0 | 1/3* |
| 2x115 | 9 / 1777 | 11.30 | 3 | 054-5328.0 | 1/3* |
| 2x115 | 12 / 1333 | 14.90 | 3 | 054-5331.0 | 1/3* |
| 2x115 | 15 / 1066 | 18.40 | 3 | 054-5334.0 | 1/3* |
| 2x115 | 18 / 888 | 22.40 | 3 | 054-5337.0 | 1/3* |
| 2x115 | 24 / 666 | 29.60 | 3 | 054-5343.0 | 1/3* |
| 2x115 | 2x6 / 1333 | 2x7.70 | 4 | 054-5348.0 | 1/3* |
| 2x115 | 2x9 / 888 | 2x11.40 | 4 | 054-5351.0 | 1/3* |
| 2x115 | 2x12 / 666 | 2x15.00 | 4 | 054-5354.0 | 1/3* |
| 2x115 | 2x15 / 533 | 2x18.70 | 4 | 054-5357.0 | 1/3* |
| 2x115 | 2x18 / 444 | 2x22.40 | 4 | 054-5360.0 | 1/3* |
| 2x115 | 2x24 / 333 | 2x29.00 | 4 | 054-5366.0 | 1 |

***NOTE:** When checking the approval status of this product with VDE, add the prefix "BV" and the suffix "K" to the orderable Part Number (these letters will also be found on the part label). **The prefix and suffix are not part of the orderable Part Number.**

LAMINATED TRANSFORMERS

Type EI42 / 14.8 - 5VA



AGENCY APPROVALS

1. UL 506, File E113449

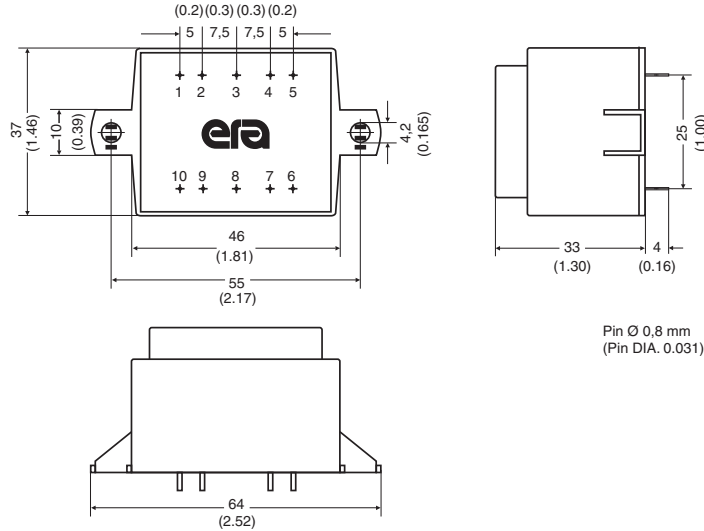
3. EN61558

| Primary (V) | Secondary (V / mA) | No-Load Voltage (V) | Schematic No. | Part Number | Agency Approvals |
|-------------|--------------------|---------------------|---------------|-------------------|------------------|
| 230 | 6 / 834 | 8.10 | 1 | 042-5381.0 | 1/3* |
| 230 | 9 / 556 | 12.00 | 1 | 042-5382.0 | 1/3* |
| 230 | 12 / 417 | 15.50 | 1 | 042-5383.0 | 1/3* |
| 230 | 15 / 334 | 19.20 | 1 | 042-5384.0 | 1/3* |
| 230 | 18 / 278 | 23.20 | 1 | 042-5385.0 | 1/3* |
| 230 | 24 / 208 | 30.50 | 1 | 042-5386.0 | 1/3* |
| 230 | 2x6 / 417 | 2x7.80 | 2 | 042-5387.0 | 1/3* |
| 230 | 2x9 / 278 | 2x11.60 | 2 | 042-5388.0 | 1/3* |
| 230 | 2x12 / 208 | 2x15.20 | 2 | 042-5389.0 | 1/3* |
| 230 | 2x15 / 167 | 2x19.40 | 2 | 042-5390.0 | 1/3* |

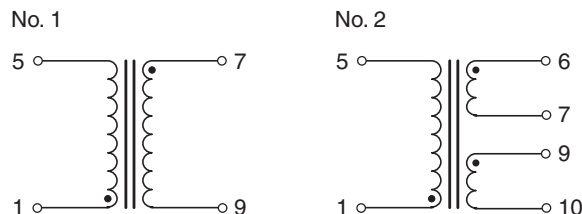
***NOTE:** When checking the approval status of this product with VDE, add the prefix "BV" and the suffix "G" to the orderable Part Number (these letters will also be found on the part label). **The prefix and suffix are not part of the orderable Part Number.**

- Frequency 50/60Hz
- Potted under vacuum
- Split-bobbin
- Temperature class ta 70°C/B
- Weight: 0.2kg
- Packaging unit: 15 pieces (tray)

Mechanical



Schematics



LAMINATED TRANSFORMERS

Type EI48 / 16.8 - 10VA

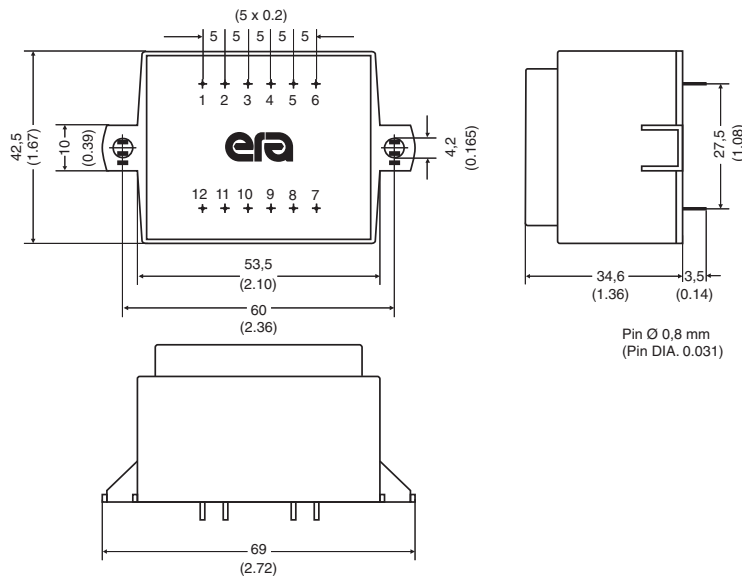


| Primary (V) | Secondary (V / mA) | No-Load Voltage (V) | Schematic No. | Part Number | Agency Approvals |
|-------------|--------------------|---------------------|---------------|-------------|------------------|
| 230 | 6 / 1666 | 7.90 | 1 | 048-5381.0 | 1/3* |
| 230 | 9 / 1111 | 12.00 | 1 | 048-5382.0 | 1/3* |
| 230 | 12 / 834 | 15.70 | 1 | 048-5383.0 | 1/3* |
| 230 | 15 / 666 | 19.20 | 1 | 048-5384.0 | 1/3* |
| 230 | 18 / 555 | 22.90 | 1 | 048-5385.0 | 1/3* |
| 230 | 24 / 416 | 30.60 | 1 | 048-5386.0 | 1/3* |
| 230 | 2x6 / 834 | 2x7.90 | 2 | 048-5387.0 | 1/3* |
| 230 | 2x9 / 555 | 2x12.00 | 2 | 048-5388.0 | 1/3* |
| 230 | 2x12 / 416 | 2x15.70 | 2 | 048-5389.0 | 1/3* |
| 230 | 2x15 / 333 | 2x19.20 | 2 | 048-5390.0 | 1/3* |

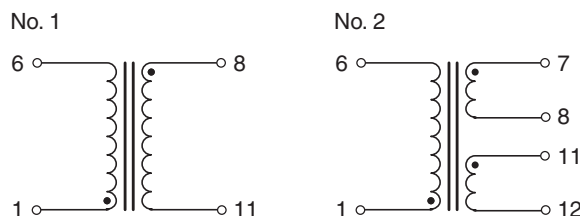
*NOTE: When checking the approval status of this product with VDE, add the prefix "BV" and the suffix "H" to the orderable Part Number (these letters will also be found on the part label). The prefix and suffix are not part of the orderable Part Number.

- Frequency 50/60Hz
- Potted under vacuum
- Split-bobbin
- Temperature class ta 40°C/B
- Weight: 0.295kg
- Packaging unit: 10 pieces (tray)

Mechanical



Schematics



LAMINATED TRANSFORMERS

Type EI54 / 18.8 - 16VA

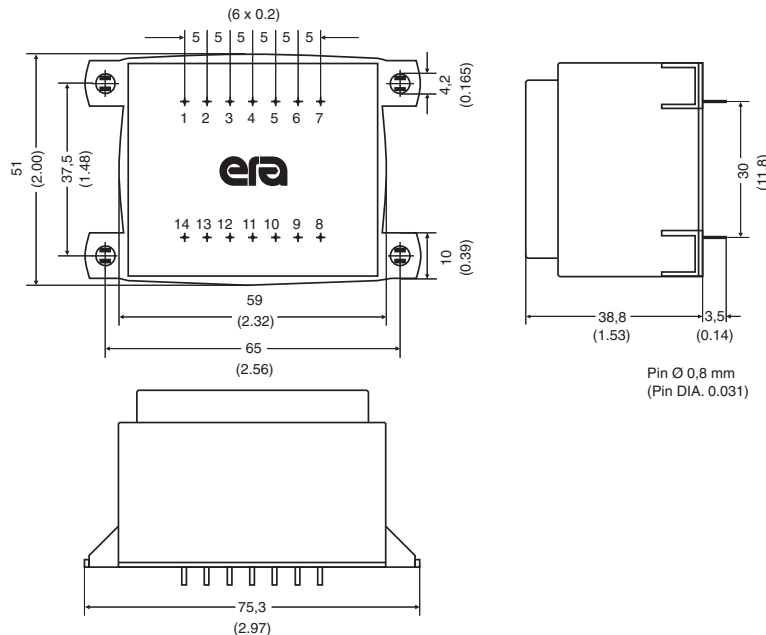


| Primary (V) | Secondary (V / mA) | No-Load Voltage (V) | Schematic No. | Part Number | Agency Approvals |
|-------------|--------------------|---------------------|---------------|-------------|------------------|
| 230 | 6 / 2666 | 7.60 | 1 | 054-5381.0 | 1/3* |
| 230 | 9 / 1777 | 11.30 | 1 | 054-5382.0 | 1/3* |
| 230 | 12 / 1333 | 14.90 | 1 | 054-5383.0 | 1/3* |
| 230 | 15 / 1066 | 18.40 | 1 | 054-5384.0 | 1/3* |
| 230 | 18 / 888 | 22.40 | 1 | 054-5385.0 | 1/3* |
| 230 | 24 / 666 | 29.60 | 1 | 054-5386.0 | 1/3* |
| 230 | 2x6 / 1333 | 2x7.70 | 2 | 054-5387.0 | 1/3* |
| 230 | 2x9 / 888 | 2x11.40 | 2 | 054-5388.0 | 1/3* |
| 230 | 2x12 / 666 | 2x15.00 | 2 | 054-5389.0 | 1/3* |
| 230 | 2x15 / 533 | 2x18.70 | 2 | 054-5390.0 | 1/3* |

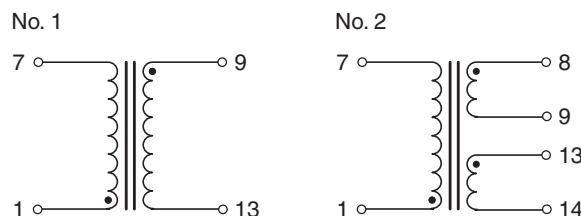
*NOTE: When checking the approval status of this product with VDE, add the prefix "BV" and the suffix "K" to the orderable Part Number (these letters will also be found on the part label). The prefix and suffix are not part of the orderable Part Number.

- ⊕ Frequency 50/60Hz
- ⊕ Potted under vacuum
- ⊕ Split-bobbin
- ⊕ Temperature class ta 40°C/B
- ⊕ Weight: 0.43kg
- ⊕ Packaging unit: 10 pieces (tray)

Mechanical



Schematics



LAMINATED TRANSFORMERS

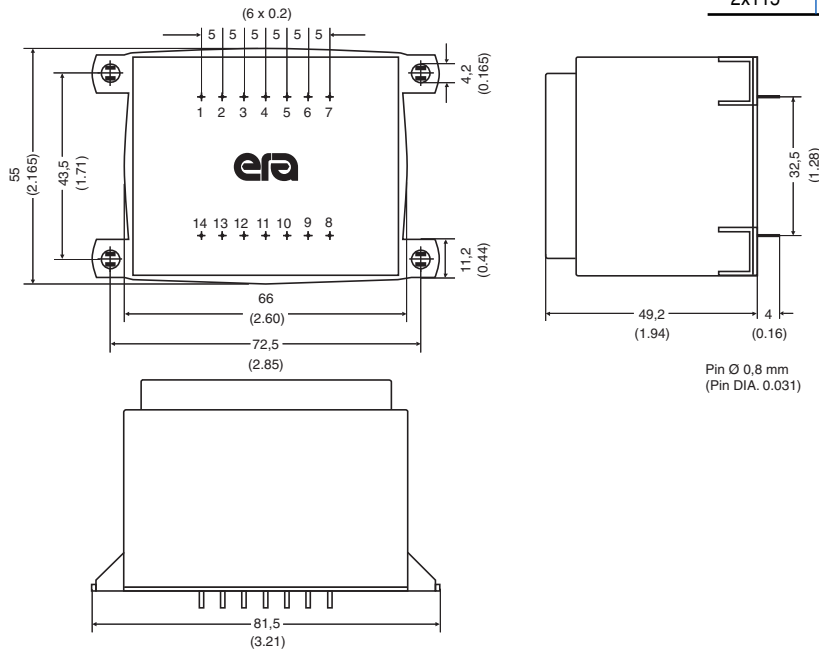
Type EI60 / 25.5 - 25VA



- Frequency 50/60Hz
- Potted under vacuum
- Split-bobbin
- Temperature class ta 40°C/B
- Weight: 0.67kg
- Packaging unit: 6 pieces (tray)

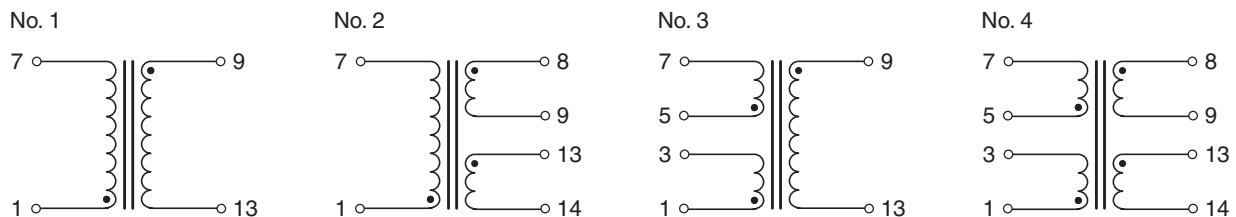
| Primary (V) | Secondary (V / mA) | No-Load Voltage (V) | Schematic No. | Part Number | Agency Approvals |
|-------------|--------------------|---------------------|---------------|-------------|------------------|
| 230 | 6 / 4170 | 6.90 | 1 | 060-0201.0 | 3* |
| 230 | 9 / 2780 | 10.30 | 1 | 060-0202.0 | 3* |
| 230 | 12 / 2080 | 13.60 | 1 | 060-0203.0 | 3* |
| 230 | 15 / 1670 | 17.00 | 1 | 060-0204.0 | 3* |
| 230 | 18 / 1390 | 20.50 | 1 | 060-0205.0 | 3* |
| 230 | 24 / 1040 | 27.00 | 1 | 060-0206.0 | 3* |
| 230 | 2x6 / 2080 | 2x6.90 | 2 | 060-0207.0 | 3* |
| 230 | 2x9 / 1390 | 2x10.50 | 2 | 060-0208.0 | 3* |
| 230 | 2x12 / 1040 | 2x13.60 | 2 | 060-0209.0 | 3* |
| 230 | 2x15 / 830 | 2x17.30 | 2 | 060-0210.0 | 3* |
| 2x115 | 6 / 4170 | 6.90 | 3 | 060-0272.0 | 3* |
| 2x115 | 9 / 2780 | 10.30 | 3 | 060-0273.0 | 3* |
| 2x115 | 12 / 2080 | 13.60 | 3 | 060-0274.0 | 3* |
| 2x115 | 15 / 1670 | 17.00 | 3 | 060-0275.0 | 3* |
| 2x115 | 18 / 1390 | 20.50 | 3 | 060-0276.0 | 3* |
| 2x115 | 24 / 1040 | 27.00 | 3 | 060-0277.0 | 3* |
| 2x115 | 2x6 / 2080 | 2x6.90 | 4 | 060-0278.0 | 3* |
| 2x115 | 2x9 / 1390 | 2x10.50 | 4 | 060-0279.0 | 3* |
| 2x115 | 2x12 / 1040 | 2x13.60 | 4 | 060-0280.0 | 3* |
| 2x115 | 2x15 / 830 | 2x17.30 | 4 | 060-0281.0 | 3* |

Mechanical



***NOTE:** When checking the approval status of this product with VDE, add the prefix "BV" to the orderable Part Number (these letters will also be found on the part label). The prefix is **not** part of the orderable Part Number.

Schematics



LAMINATED TRANSFORMERS

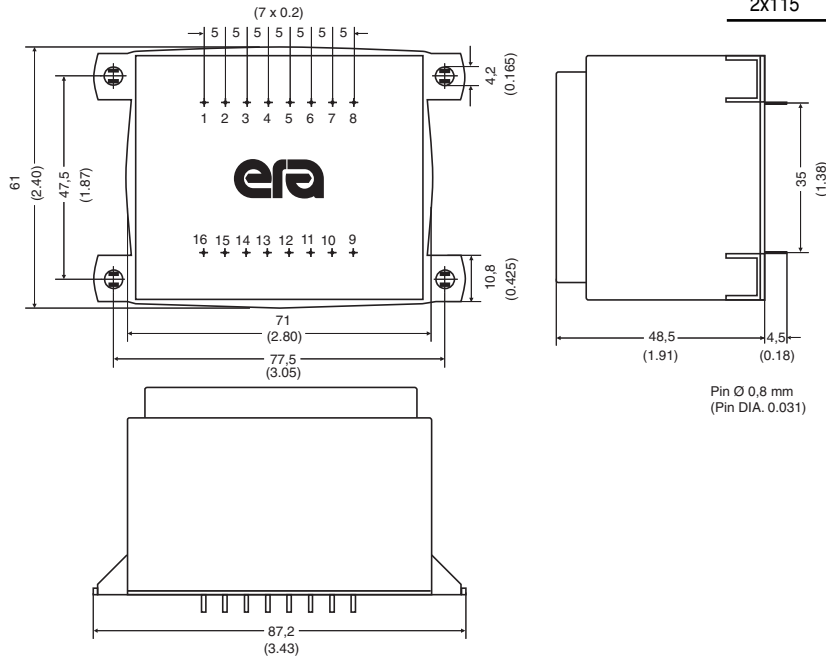
Type EI66 / 23 - 36VA



- Frequency 50/60Hz
- Potted under vacuum
- Split-bobbin
- Temperature class ta 40°C/B
- Weight: 0.75kg
- Packaging unit: 6 pieces (tray)

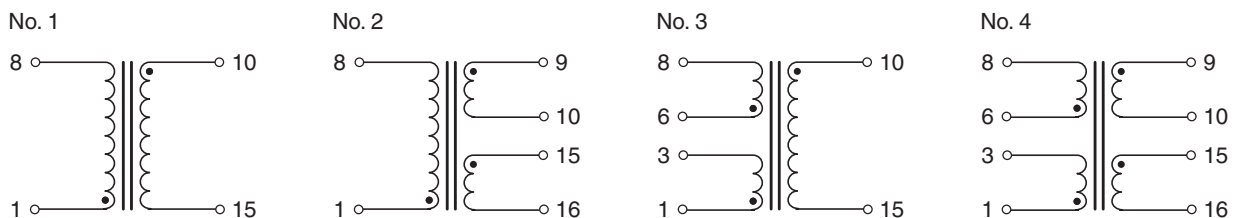
| Primary (V) | Secondary (V / mA) | No-Load Voltage (V) | Schematic No. | Part Number | Agency Approvals |
|-------------|--------------------|---------------------|---------------|-------------|------------------|
| 230 | 6 / 6000 | 6.90 | 1 | 066-0131.0 | 3* |
| 230 | 9 / 4000 | 10.30 | 1 | 066-0132.0 | 3* |
| 230 | 12 / 3000 | 13.60 | 1 | 066-0133.0 | 3* |
| 230 | 15 / 2400 | 17.00 | 1 | 066-0134.0 | 3* |
| 230 | 18 / 2000 | 20.50 | 1 | 066-0135.0 | 3* |
| 230 | 24 / 1500 | 27.00 | 1 | 066-0136.0 | 3* |
| 230 | 2x6 / 3000 | 2x6.90 | 2 | 066-0137.0 | 3* |
| 230 | 2x9 / 2000 | 2x10.50 | 2 | 066-0138.0 | 3* |
| 230 | 2x12 / 1500 | 2x13.60 | 2 | 066-0139.0 | 3* |
| 230 | 2x15 / 1200 | 2x17.30 | 2 | 066-0140.0 | 3* |
| 2x115 | 6 / 6000 | 6.90 | 3 | 066-0226.0 | 3* |
| 2x115 | 9 / 4000 | 10.30 | 3 | 066-0227.0 | 3* |
| 2x115 | 12 / 3000 | 13.60 | 3 | 066-0228.0 | 3* |
| 2x115 | 15 / 2400 | 17.00 | 3 | 066-0229.0 | 3* |
| 2x115 | 18 / 2000 | 20.50 | 3 | 066-0230.0 | 3* |
| 2x115 | 24 / 1500 | 27.00 | 3 | 066-0231.0 | 3* |
| 2x115 | 2x6 / 3000 | 2x6.90 | 4 | 066-0232.0 | 3* |
| 2x115 | 2x9 / 2000 | 2x10.50 | 4 | 066-0233.0 | 3* |
| 2x115 | 2x12 / 1500 | 2x13.60 | 4 | 066-0234.0 | 3* |
| 2x115 | 2x15 / 1200 | 2x17.30 | 4 | 066-0235.0 | 3* |

Mechanical



***NOTE:** When checking the approval status of this product with VDE, add the prefix "BV" and the suffix "A" to the orderable Part Number (these letters will also be found on the part label). The prefix and suffix are **not** part of the orderable Part Number.

Schematics



LAMINATED TRANSFORMERS

Type EI66 / 34.7 - 50VA (230V)

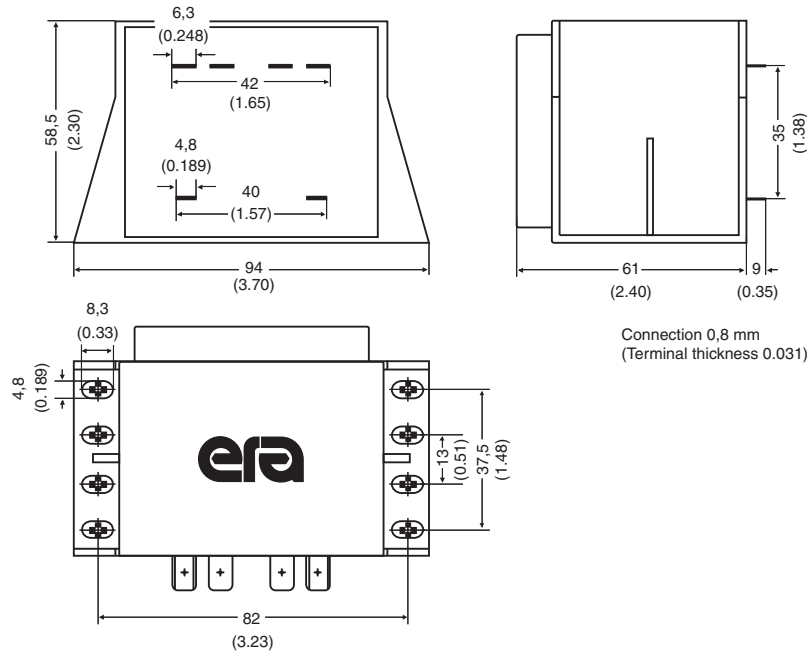


| Primary (V) | Secondary (V / mA) | No-Load Voltage (V) | Schematic No. | Part Number | Agency Approvals |
|-------------|--------------------|---------------------|---------------|-------------|------------------|
| 230 | 6 / 8333 | 7.20 | 1 | 066-0141.0 | 3* |
| 230 | 9 / 5560 | 10.40 | 1 | 066-0142.0 | 3* |
| 230 | 12 / 4170 | 13.40 | 1 | 066-0143.0 | 3* |
| 230 | 15 / 3330 | 17.00 | 1 | 066-0144.0 | 3* |
| 230 | 18 / 2780 | 20.50 | 1 | 066-0145.0 | 3* |
| 230 | 24 / 2080 | 27.10 | 1 | 066-0146.0 | 3* |
| 230 | 2x6 / 4170 | 2x7.00 | 2 | 066-0147.0 | 3* |
| 230 | 2x9 / 2780 | 2x10.40 | 2 | 066-0148.0 | 3* |
| 230 | 2x12 / 2080 | 2x13.60 | 2 | 066-0149.0 | 3* |
| 230 | 2x15 / 1670 | 2x17.60 | 2 | 066-0150.0 | 3* |

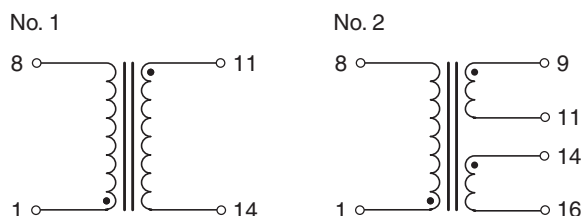
*NOTE: When checking the approval status of this product with VDE, add the prefix "BV" and the suffix "B" to the orderable Part Number (these letters will also be found on the part label). The prefix and suffix are not part of the orderable Part Number.

- ⦿ Frequency 50/60Hz
- ⦿ Potted under vacuum
- ⦿ Split-bobbin
- ⦿ Temperature class ta 40°C/B
- ⦿ Weight: 1.04kg
- ⦿ Packaging unit: 6 pieces (tray)

Mechanical



Schematics



LAMINATED TRANSFORMERS

Type EI66 / 34.7 - 50VA (2x115V)

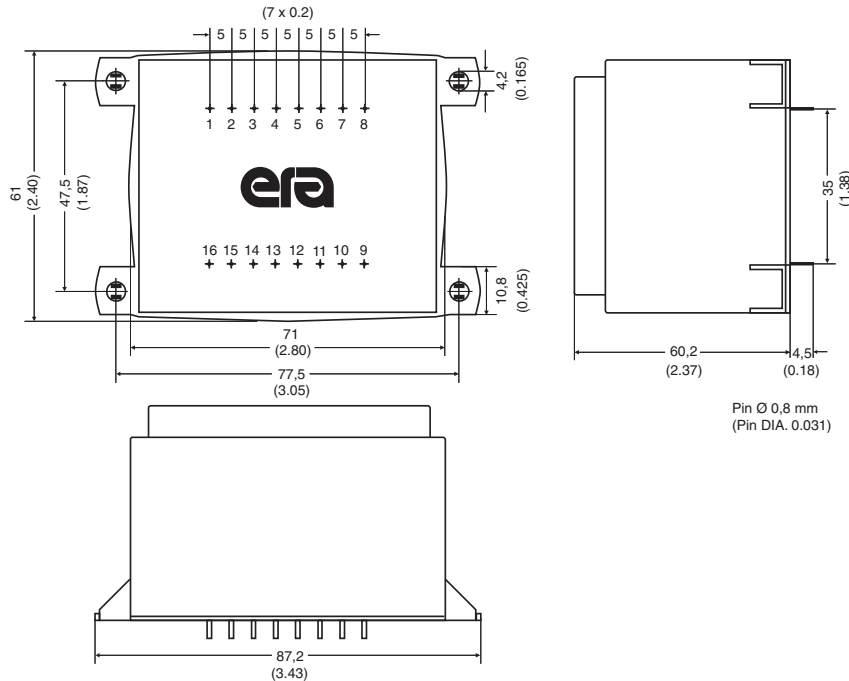


| Primary (V) | Secondary (V / mA) | No-Load Voltage (V) | Schematic No. | Part Number | Agency Approvals |
|-------------|--------------------|---------------------|---------------|-------------|------------------|
| 2x115 | 6 / 8333 | 7.20 | 1 | 066-0236.0 | 3* |
| 2x115 | 9 / 5560 | 10.40 | 1 | 066-0237.0 | 3* |
| 2x115 | 12 / 4170 | 13.40 | 1 | 066-0238.0 | 3* |
| 2x115 | 15 / 3330 | 17.00 | 1 | 066-0239.0 | 3* |
| 2x115 | 18 / 2780 | 20.50 | 1 | 066-0240.0 | 3* |
| 2x115 | 24 / 2080 | 27.10 | 1 | 066-0241.0 | 3* |
| 2x115 | 2x6 / 4170 | 2x7.00 | 2 | 066-0242.0 | 3* |
| 2x115 | 2x9 / 2780 | 2x10.40 | 2 | 066-0243.0 | 3* |
| 2x115 | 2x12 / 2080 | 2x13.60 | 2 | 066-0244.0 | 3* |
| 2x115 | 2x15 / 1670 | 2x17.60 | 2 | 066-0245.0 | 3* |

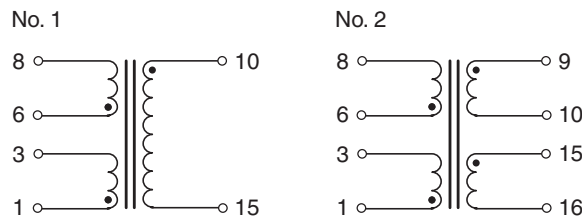
*NOTE: When checking the approval status of this product with VDE, add the prefix "BV" and the suffix "B" to the orderable Part Number (these letters will also be found on the part label). The prefix and suffix are not part of the orderable Part Number.

- ⊕ Frequency 50/60Hz
- ⊕ Potted under vacuum
- ⊕ Split-bobbin
- ⊕ Temperature class ta 40°C/B
- ⊕ Weight: 1.04kg
- ⊕ Packaging unit: 6 pieces (tray)

Mechanical




Schematics





LAMINATED TRANSFORMERS

Type UI30 / 5.5 - 2VA










AGENCY APPROVALS 

1. UL 506, File E113449  **us**

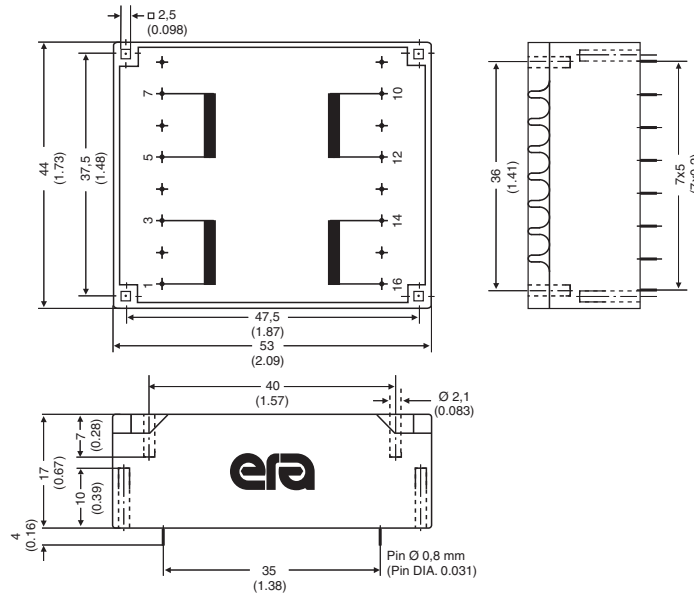
3. EN61558 

| Primary (V) | Secondary (V / mA) | No-Load Voltage (V) | Part Number | Agency Approvals |
|-------------|--------------------|---------------------|-------------------|------------------|
| 2x115 | 6/166 / 6/166 | 9.10/9.10 | 030-6866.0 | 1/3* |
| 2x115 | 9/111 / 9/111 | 13.60/13.60 | 030-6869.0 | 1/3* |
| 2x115 | 12/83 / 12/83 | 17.60/17.60 | 030-6872.0 | 1/3* |
| 2x115 | 15 / 66 / 15/66 | 23.00/23.00 | 030-6875.0 | 1/3* |
| 2x115 | 18/55 / 18/55 | 24.80/24.80 | 030-6878.0 | 1/3* |
| 2x115 | 21/47 / 21/47 | 30.50/30.50 | 030-6881.0 | 1 |

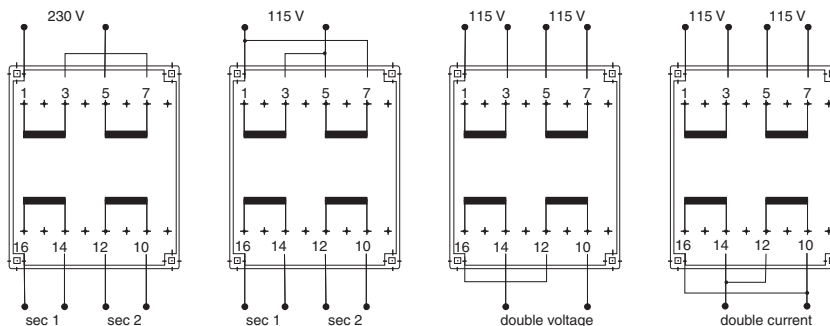
***NOTE:** When checking the approval status of this product with VDE, add the prefix "BV" and the suffix "L" to the orderable Part Number (these letters will also be found on the part label). **The prefix and suffix are not part of the orderable Part Number.**

-  Frequency 50/60Hz
-  Potted under vacuum
-  Split-bobbin
-  Temperature class ta 70°C/B
-  Weight: 0.115kg
-  Packaging unit: 15 pieces (tray)
-  Fixing material for \square 2,5mm (0.098 inch)
 - Self-tapping screws: DIN 7513 (M 3x8)
 - Sheet-metal screws: DIN 7971 (2,9x6,5)

Mechanical




Schematics



LAMINATED TRANSFORMERS

Type UI30 / 7.5 - 4VA










AGENCY APPROVALS   

1. UL 506, File E113449

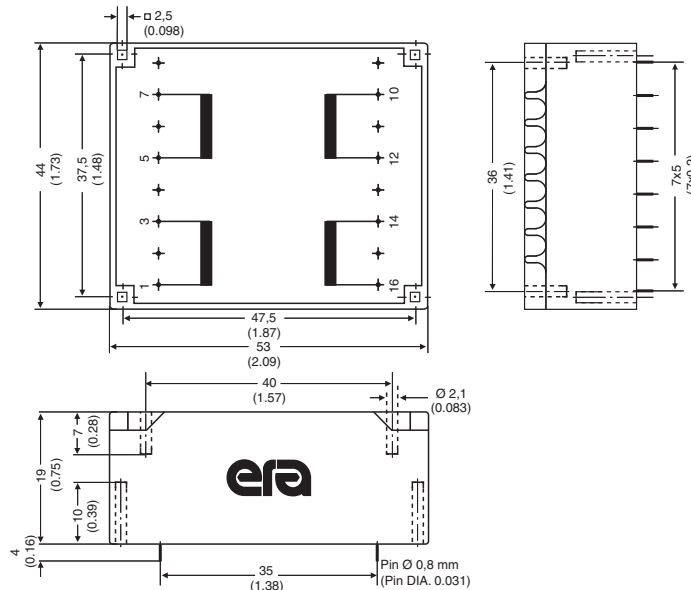
3. EN61558

| Primary (V) | Secondary (V / mA) | No-Load Voltage (V) | Part Number | Agency Approvals |
|-------------|--------------------|---------------------|-------------------|------------------|
| 2x115 | 6/333 / 6/333 | 8.60/8.60 | 030-6935.0 | 1/3* |
| 2x115 | 9/222 / 9/222 | 12.40/12.40 | 030-6938.0 | 1/3* |
| 2x115 | 12/166 / 12/166 | 15.90/15.90 | 030-6941.0 | 1/3* |
| 2x115 | 15/133 / 15/133 | 20.80/20.80 | 030-6944.0 | 1/3* |
| 2x115 | 18/111 / 18/111 | 24.30/24.30 | 030-6947.0 | 1/3* |
| 2x115 | 21/95 / 21/95 | 28.10/28.10 | 030-6950.0 | 1 |

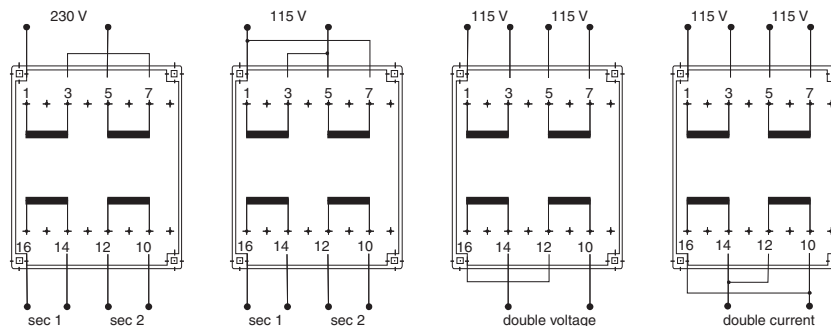
***NOTE:** When checking the approval status of this product with VDE, add the prefix "BV" and the suffix "L" to the orderable Part Number (these letters will also be found on the part label). The prefix and suffix are not part of the orderable Part Number.

-  Frequency 50/60Hz
-  Potted under vacuum
-  Split-bobbin
-  Temperature class ta 70°C/B
-  Weight: 0.145kg
-  Packaging unit: 15 pieces (tray)
-  Fixing material for \square 2,5mm (0.098 inch)
 - Self-tapping screws: DIN 7513 (M 3x8)
 - Sheet-metal screws: DIN 7971 (2,9x6,5)

Mechanical



Schematics



LAMINATED TRANSFORMERS

Type UI30 / 10.5 - 6VA










AGENCY APPROVALS 

1. UL 506, File E113449 

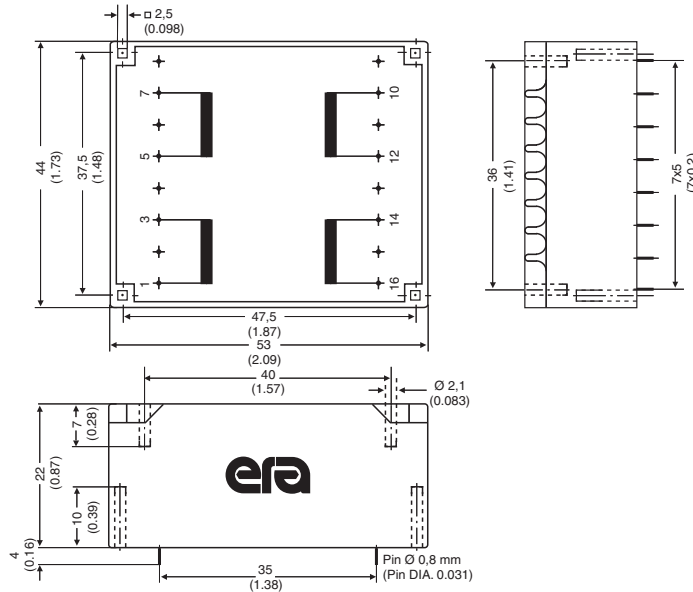
3. EN61558  

| Primary (V) | Secondary (V / mA) | No-Load Voltage (V) | Part Number | Agency Approvals |
|-------------|--------------------|---------------------|-------------------|------------------|
| 2x115 | 6/500 / 6/500 | 8.50/8.50 | 030-7004.0 | 1/3* |
| 2x115 | 9/333 / 9/333 | 12.70/12.70 | 030-7007.0 | 1/3* |
| 2x115 | 12/250 / 12/250 | 16.30/16.30 | 030-7010.0 | 1/3* |
| 2x115 | 15/200 / 15/200 | 20.30/20.30 | 030-7013.0 | 1/3* |
| 2x115 | 18/166 / 18/166 | 24.30/24.30 | 030-7016.0 | 1/3* |
| 2x115 | 21/142 / 21/142 | 28.30/28.30 | 030-7019.0 | 1 |

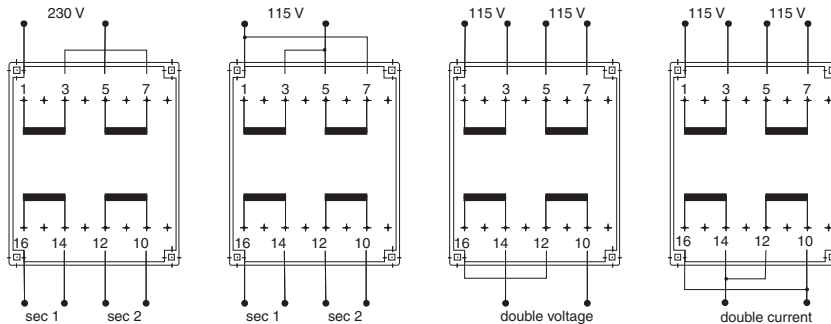
***NOTE:** When checking the approval status of this product with VDE, add the prefix "BV" and the suffix "L" to the orderable Part Number (these letters will also be found on the part label). **The prefix and suffix are not part of the orderable Part Number.**

-  Frequency 50/60Hz
-  Weight: 0.175kg
-  Potted under vacuum
-  Packaging unit: 15 pieces (tray)
-  Split-bobbin
-  Fixing material for \square 2,5mm (0.098 inch)
 - Self-tapping screws: DIN 7513 (M 3x8)
 - Sheet-metal screws: DIN 7971 (2,9x6,5)
-  Temperature class ta 40°C/B

Mechanical



Schematics



LAMINATED TRANSFORMERS

Type UI30 / 16.5 - 10VA










AGENCY APPROVALS    

1. UL 506, File E113449

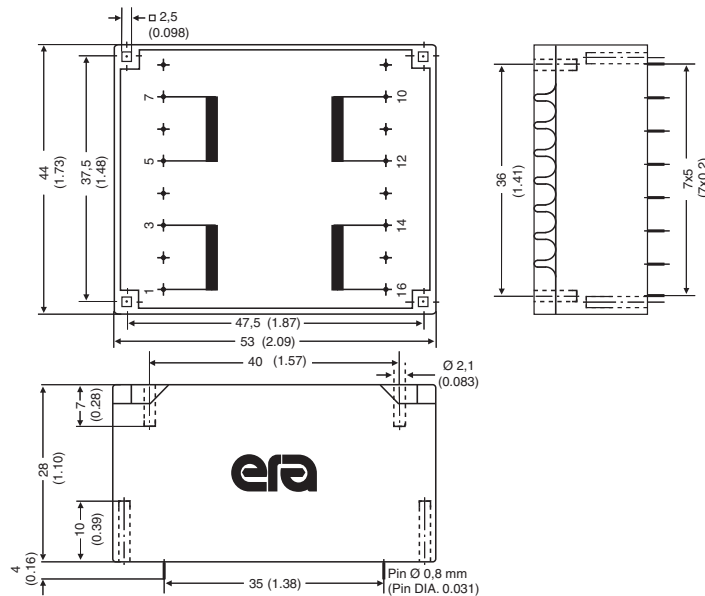
3. EN61558

| Primary (V) | Secondary (V / mA) | No-Load Voltage (V) | Part Number | Agency Approvals |
|-------------|--------------------|---------------------|-------------------|------------------|
| 2x115 | 6/833 / 6/833 | 9.00/9.00 | 030-7073.0 | 1/3* |
| 2x115 | 9/555 / 9/555 | 13.40/13.40 | 030-7076.0 | 1/3* |
| 2x115 | 12/416 / 12/416 | 17.20/17.20 | 030-7079.0 | 1/3* |
| 2x115 | 15/333 / 15/333 | 21.70/21.70 | 030-7082.0 | 1/3* |
| 2x115 | 18/277 / 18/277 | 24.80/24.80 | 030-7085.0 | 1/3* |
| 2x115 | 21/238 / 21/238 | 29.50/29.50 | 030-7088.0 | 1 |

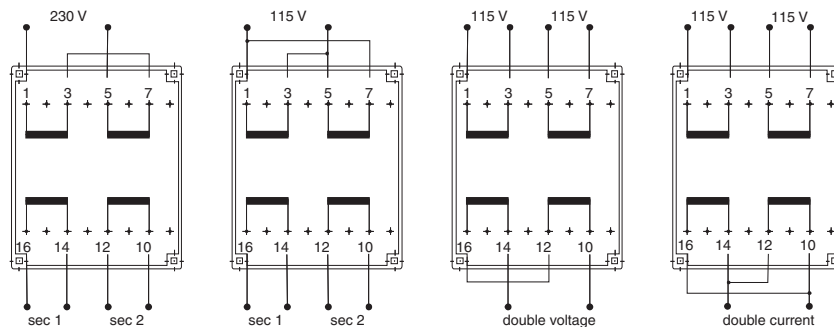
***NOTE:** When checking the approval status of this product with VDE, add the prefix "BV" and the suffix "L" to the orderable Part Number (these letters will also be found on the part label). **The prefix and suffix are not part of the orderable Part Number.**

-  Frequency 50/60Hz
-  Potted under vacuum
-  Split-bobbin
-  Temperature class ta 40°C/B
-  Weight: 0.24kg
-  Packaging unit: 15 pieces (tray)
-  Fixing material for □ 2,5mm (0.098 inch)
 - Self-tapping screws: DIN 7513 (M 3x8)
 - Sheet-metal screws: DIN 7971 (2,9x6,5)

Mechanical




Schematics






LAMINATED TRANSFORMERS

Type UI39 / 8 - 10VA










AGENCY APPROVALS 

1. UL 506, File E113449 

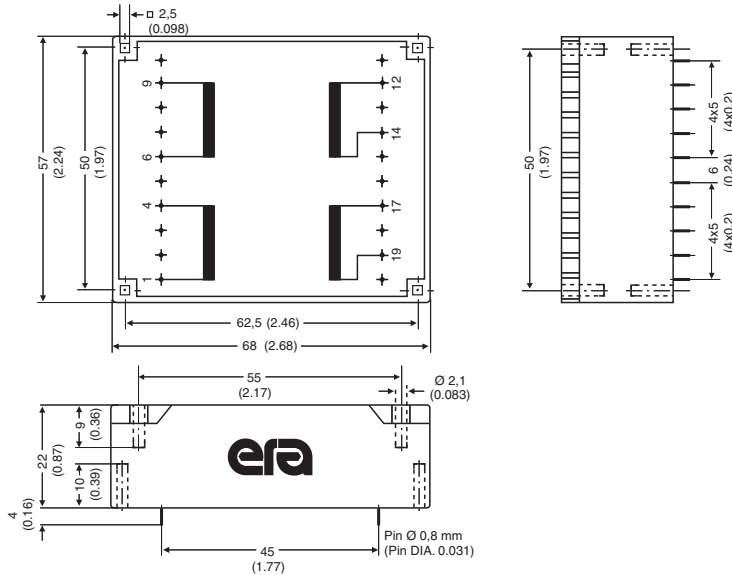
3. EN61558  

| Primary (V) | Secondary (V / mA) | No-Load Voltage (V) | Part Number | Agency Approvals |
|-------------|--------------------|---------------------|-------------------|------------------|
| 2x115 | 6/833 / 6/833 | 8.50/8.50 | 039-5026.0 | 1/3* |
| 2x115 | 9/555 / 9/555 | 12.40/12.40 | 039-5029.0 | 1/3* |
| 2x115 | 12/416 / 12/416 | 15.90/15.90 | 039-5032.0 | 1/3* |
| 2x115 | 15/333 / 15/333 | 20.30/20.30 | 039-5035.0 | 1/3* |
| 2x115 | 18/277 / 18/277 | 24.30/24.30 | 039-5038.0 | 1/3* |
| 2x115 | 21/238 / 21/238 | 28.10/28.10 | 039-5041.0 | 1 |

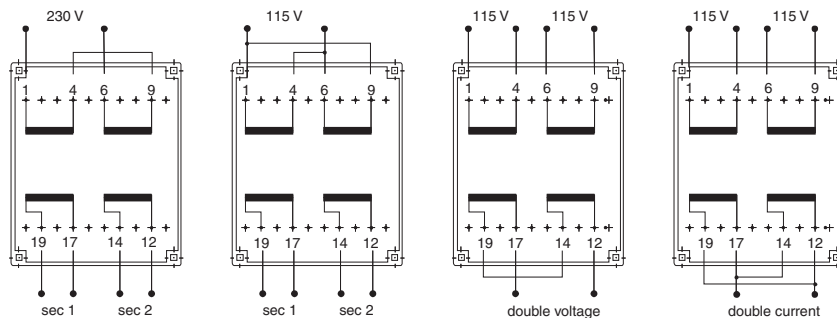
*NOTE: When checking the approval status of this product with VDE, add the prefix "BV" and the suffix "L" to the orderable Part Number (these letters will also be found on the part label). The prefix and suffix are not part of the orderable Part Number.

-  Frequency 50/60Hz
-  Potted under vacuum
-  Split-bobbin
-  Temperature class ta 40°C/B
-  Weight: 0.28kg
-  Packaging unit: 10 pieces (tray)
-  Fixing material for \square 2,5mm (0.098 inch)
 - Self-tapping screws: DIN 7513 (M 3x8)
 - Sheet-metal screws: DIN 7971 (2,9x6,5)

Mechanical



Schematics



LAMINATED TRANSFORMERS

Type UI39 / 10.2 - 14VA



AGENCY APPROVALS **CE**

1. UL 506, File E113449 **UL** **US**

3. EN61558 **10** **VDE**

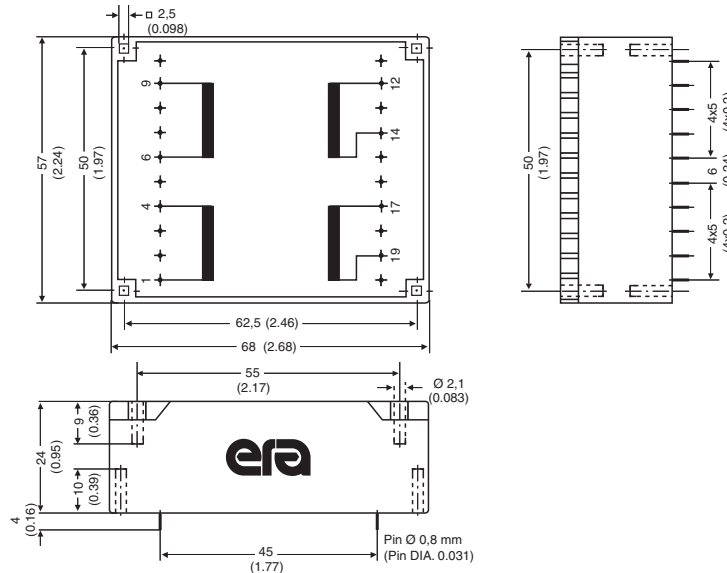


| Primary (V) | Secondary (V / mA) | No-Load Voltage (V) | Part Number | Agency Approvals |
|-------------|--------------------|---------------------|-------------------|------------------|
| 2x115 | 6/1166 / 6/1166 | 7.80/7.80 | 039-5095.0 | 1/3* |
| 2x115 | 9/777 / 9/777 | 11.20/11.20 | 039-5098.0 | 1/3* |
| 2x115 | 12/583 / 12/583 | 14.80/14.80 | 039-5101.0 | 1/3* |
| 2x115 | 15/466 / 15/466 | 18.80/18.80 | 039-5104.0 | 1/3* |
| 2x115 | 18/388 / 18/388 | 22.70/22.70 | 039-5107.0 | 1/3* |
| 2x115 | 21/333 / 21/333 | 24.80/24.80 | 039-5110.0 | 1/3* |

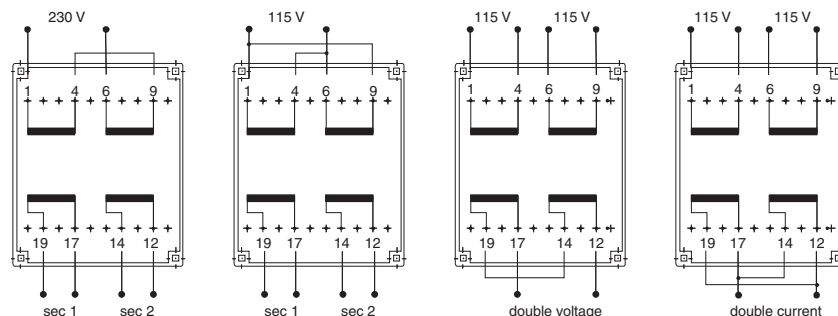
***NOTE:** When checking the approval status of this product with VDE, add the prefix "BV" and the suffix "L" to the orderable Part Number (these letters will also be found on the part label). **The prefix and suffix are not part of the orderable Part Number.**

- Frequency 50/60Hz
- Potted under vacuum
- Split-bobbin
- Temperature class ta 40°C/B
- Weight: 0.315kg
- Packaging unit: 10 pieces (tray)
- Fixing material for □ 2,5mm (0.098 inch)
 - Self-tapping screws: DIN 7513 (M 3x8)
 - Sheet-metal screws: DIN 7971 (2,9x6,5)

Mechanical



Schematics



LAMINATED TRANSFORMERS

Type UI39 / 13.5 - 18VA










AGENCY APPROVALS   

1. UL 506, File E113449

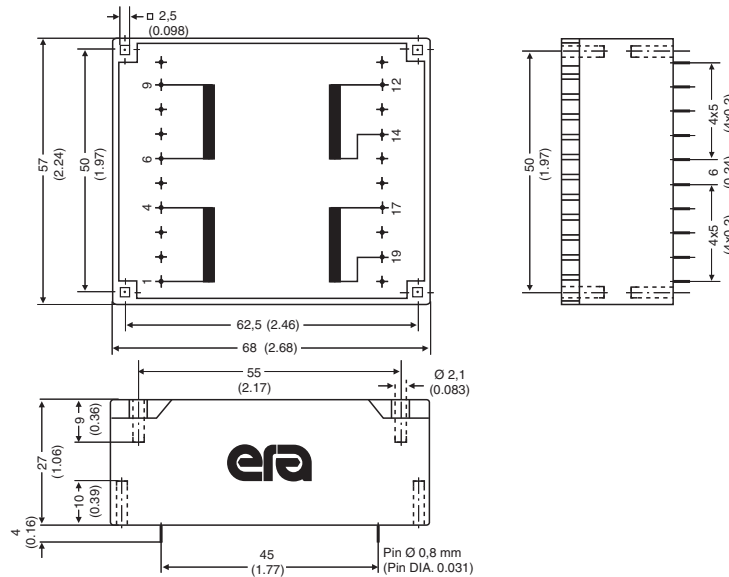
3. EN61558

| Primary (V) | Secondary (V / mA) | No-Load Voltage (V) | Part Number | Agency Approvals |
|-------------|--------------------|---------------------|-------------------|------------------|
| 2x115 | 6/1500 / 6/1500 | 8.40/8.40 | 039-5164.0 | 1/3* |
| 2x115 | 9/1000 / 9/1000 | 11.60/11.60 | 039-5167.0 | 1/3* |
| 2x115 | 12/750 / 12/750 | 15.30/15.30 | 039-5170.0 | 1/3* |
| 2x115 | 15/600 / 15/600 | 19.40/19.40 | 039-5173.0 | 1/3* |
| 2x115 | 18/500 / 18/500 | 22.50/22.50 | 039-5176.0 | 1/3* |
| 2x115 | 21/428 / 21/428 | 24.60/24.60 | 039-5179.0 | 1/3* |

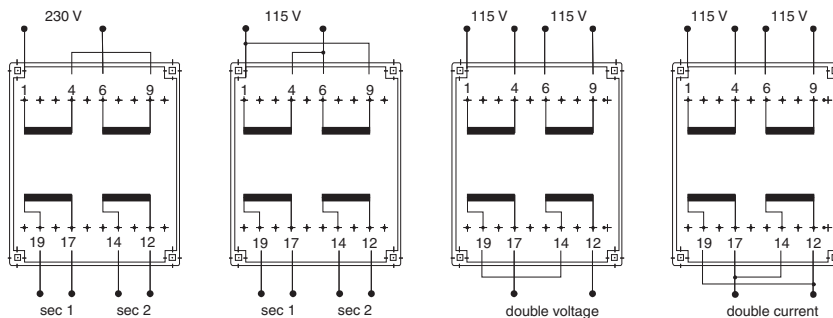
*NOTE: When checking the approval status of this product with VDE, add the prefix "BV" and the suffix "L" to the orderable Part Number (these letters will also be found on the part label). **The prefix and suffix are not part of the orderable Part Number.**

-  Frequency 50/60Hz
-  Potted under vacuum
-  Split-bobbin
-  Temperature class ta 40°C/B
-  Weight: 0.375kg
-  Packaging unit: 10 pieces (tray)
-  Fixing material for □ 2,5mm (0.098 inch)
 - Self-tapping screws: DIN 7513 (M 3x8)
 - Sheet-metal screws: DIN 7971 (2,9x6,5)

Mechanical



Schematics



LAMINATED TRANSFORMERS

Type UI39 / 17 - 24VA



AGENCY APPROVALS  

1. UL 506, File E113449

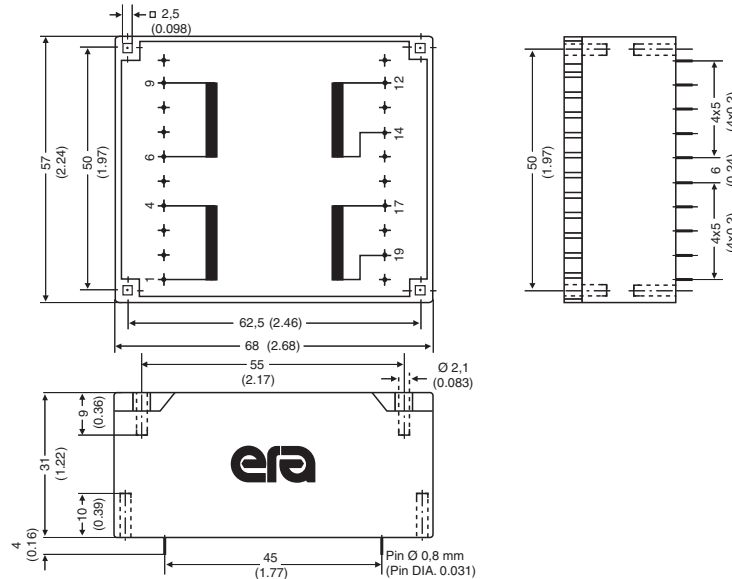
3. EN61558  

| Primary (V) | Secondary (V / mA) | No-Load Voltage (V) | Part Number | Agency Approvals |
|-------------|--------------------|---------------------|-------------------|------------------|
| 2x115 | 6/2000 / 6/2000 | 8.10/8.10 | 039-5233.0 | 1/3* |
| 2x115 | 9/1333 / 9/1333 | 11.10/11.10 | 039-5236.0 | 1/3* |
| 2x115 | 12/1000 / 12/1000 | 14.40/14.40 | 039-5239.0 | 1/3* |
| 2x115 | 15/800 / 15/800 | 19.20/19.20 | 039-5242.0 | 1/3* |
| 2x115 | 18/666 / 18/666 | 22.10/22.10 | 039-5245.0 | 1/3* |
| 2x115 | 21/571 / 21/571 | 24.70/24.70 | 039-5248.0 | 1/3* |

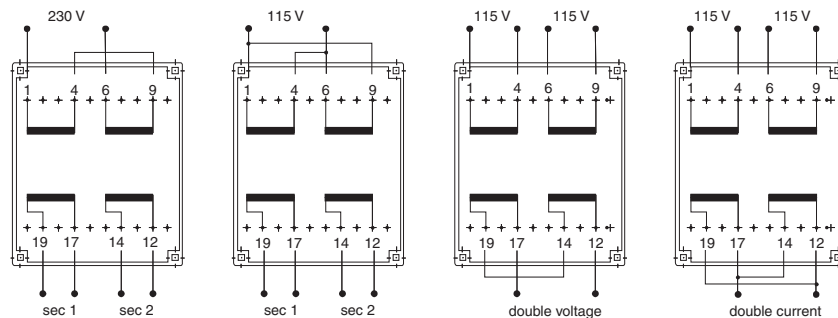
*NOTE: When checking the approval status of this product with VDE, add the prefix "BV" and the suffix "L" to the orderable Part Number (these letters will also be found on the part label). The prefix and suffix are not part of the orderable Part Number.

- Frequency 50/60Hz
- Weight: 0.445kg
- Potted under vacuum
- Packaging unit: 10 pieces (tray)
- Split-bobbin
- Fixing material for □ 2,5mm (0.098 inch)
- Temperature class ta 40°C/B
- Self-tapping screws: DIN 7513 (M 3x8)
- Sheet-metal screws: DIN 7971 (2,9x6,5)

Mechanical




Schematics





LAMINATED TRANSFORMERS

Type UI39 / 21 - 30VA










AGENCY APPROVALS 

1. UL 506, File E113449 

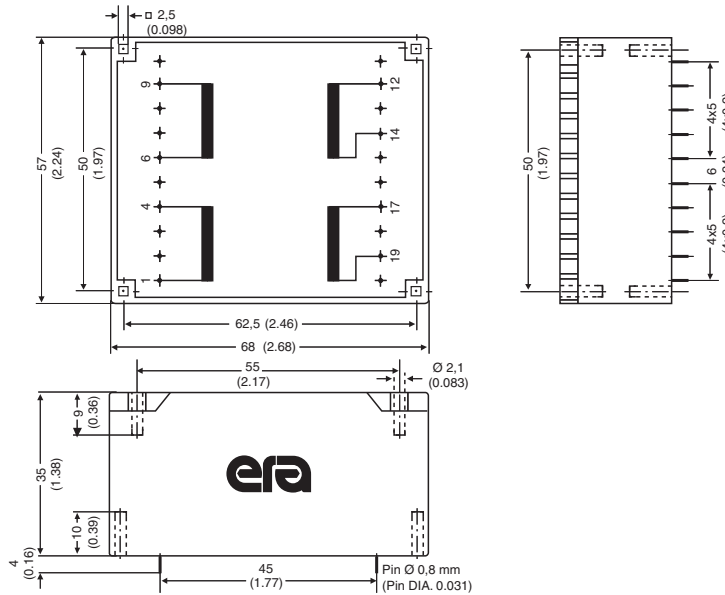
3. EN61558  

| Primary (V) | Secondary (V / mA) | No-Load Voltage (V) | Part Number | Agency Approvals |
|-------------|--------------------|---------------------|-------------------|------------------|
| 2x115 | 6/2500 / 6/2500 | 6.70/6.70 | 039-5302.0 | 1/3* |
| 2x115 | 9/1666 / 9/1666 | 10.30/10.30 | 039-5305.0 | 1/3* |
| 2x115 | 12/1250 / 12/1250 | 13.80/13.80 | 039-5308.0 | 1/3* |
| 2x115 | 15/1000 / 15/1000 | 17.20/17.20 | 039-5311.0 | 1/3* |
| 2x115 | 18/833 / 18/833 | 20.60/20.60 | 039-5314.0 | 1/3* |
| 2x115 | 21/714 / 21/714 | 23.50/23.50 | 039-5317.0 | 1/3* |

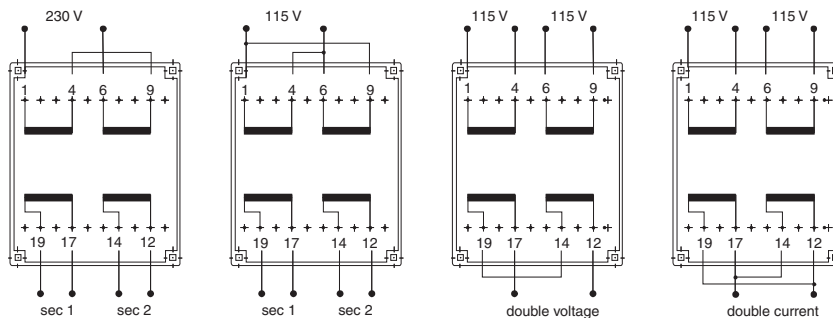
*NOTE: When checking the approval status of this product with VDE, add the prefix "BV" and the suffix "L" to the orderable Part Number (these letters will also be found on the part label). The prefix and suffix are not part of the orderable Part Number.

-  Frequency 50/60Hz
-  Potted under vacuum
-  Split-bobbin
-  Temperature class ta 40°C/B
-  Weight: 0.53kg
-  Packaging unit: 10 pieces (tray)
-  Fixing material for \square 2,5mm (0.098 inch)
 - Self-tapping screws: DIN 7513 (M 3x8)
 - Sheet-metal screws: DIN 7971 (2,9x6,5)

Mechanical



Schematics



LAMINATED TRANSFORMERS

Type EI48 / 16.8 (AC)



- ⊕ Potted under vacuum
- ⊕ Split-bobbin
- ⊕ Temperature class t_a 40°C/B
- ⊕ Non-inherently short circuit proof with integrated thermal fuse
- ⊕ Connection via lead wire with ferrule
- ⊕ Wire length: 150mm
- ⊕ Weight: 0.3kg
- ⊕ Packaging unit: 8 pieces (tray)

| Part Number | Primary (V) | Secondary (V _{AC} / mA) | No-Load Voltage (V) |
|-------------|-------------|----------------------------------|---------------------|
| 048-0738.4 | 230 | 8/1250 | 10.50 |

Type EI48 / 16.8 (DC)



- ⊕ Potted under vacuum
- ⊕ Split-bobbin
- ⊕ Temperature class t_a 40°C/B
- ⊕ Integrated rectifier
- ⊕ Non-inherently short circuit proof with integrated thermal fuse
- ⊕ Connection via lead wire with ferrule
- ⊕ Wire length: 150mm
- ⊕ Weight: 0.3kg
- ⊕ Packaging unit: 8 pieces (tray)

| Part Number | Primary (V) | Secondary (V _{DC} / mA) | No-Load Voltage (V) |
|-------------|-------------|----------------------------------|---------------------|
| 048-0739.4 | 230 | 12/700 | 27.50 |
| 048-0740.4 | 230 | 24/350 | 46.00 |

LAMINATED TRANSFORMERS

Type EI66 / 23



- ⊕ Potted under vacuum
- ⊕ Split-bobbin
- ⊕ Temperature class ta 40°C/B
- ⊕ Integrated rectifier
- ⊕ Non-inherently short circuit proof with integrated thermal fuse
- ⊕ Connection via lead wire with ferrule
- ⊕ Wire length: 150mm
- ⊕ DIN-rail mounting
- ⊕ Weight: 1.0kg
- ⊕ Packaging unit: 4 pieces (tray)

| Part Number | Primary (V) | Secondary (Vdc / mA) | No-Load Voltage (V) |
|-------------|-------------|----------------------|---------------------|
| 066-0329.4 | 230 | 12/2000 | 18.00 |
| 066-0330.4 | 230 | 24/1000 | 36.50 |

Type EI84 / 29.5



- ⊕ Potted under vacuum
- ⊕ Split-bobbin
- ⊕ Temperature class ta 40°C/B
- ⊕ Integrated rectifier
- ⊕ Connection via lead wire with ferrule
- ⊕ Wire length: 150mm
- ⊕ DIN-rail mounting
- ⊕ Weight: 1.94kg
- ⊕ Packaging unit: 4 pieces (tray)

| Part Number | Primary (V) | Secondary (Vdc / mA) | No-Load Voltage (V) |
|-------------|-------------|----------------------|---------------------|
| 084-0082.0 | 230 | 12/5000 | 18.00 |
| 084-0083.0 | 230 | 24/2500 | 35.50 |

IGNITION TRANSFORMERS

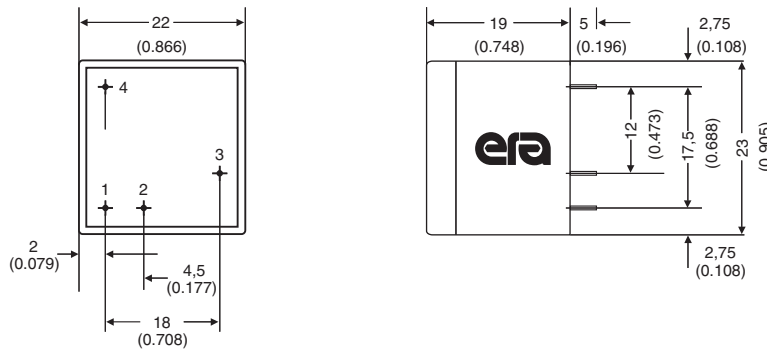
Spark-Line - 233mH - 375mH



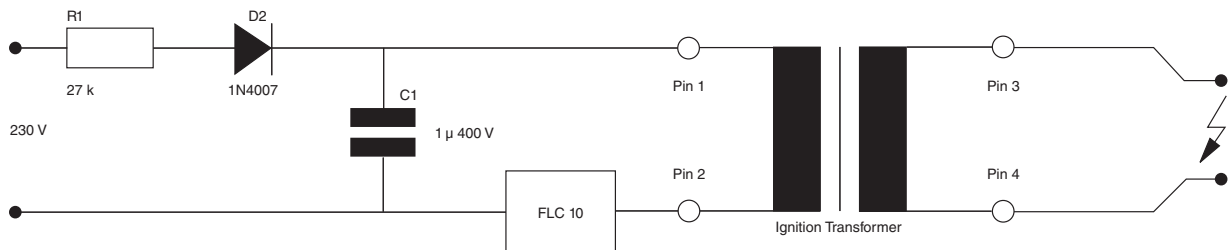
- Compact Design
- Available up to 23kV
- Ambient Temperature 70°C
- Weight: 0.018kg
- Packaging unit: 55 pieces (tray)

| Part Number | Primary Resistance (±10%) (Pin 1-2) | Secondary Resistance (±10%) (Pin 3-4) | Primary Inductance (±15%) (Pin 1-2) | Secondary Inductance (±15%) (Pin 3-4) | Winding Ratio | Secondary Voltage @ load 30pF | Ambient Temperature | No-Load Operation (MAX) |
|-------------|--|--|--|--|---------------|-------------------------------|---------------------|-------------------------|
| 125-0028.0 | 26mΩ | 520Ω | 6μH | 240mH | 1:200 | >22kV | 70°C | 30s |
| 125-0031.0 | 26mΩ | 786Ω | 6μH | 375mH | 1:256 | >20kV | 70°C | 30s |
| 125-0033.0 | 59mΩ | 822Ω | 12μH | 340mH | 1:175 | >23kV | 70°C | 30s |
| 125-0039.0 | 59mΩ | 590Ω | 12μH | 233mH | 1:150 | >23kV | 70°C | 30s |

Mechanical








Schematic



IGNITION TRANSFORMERS

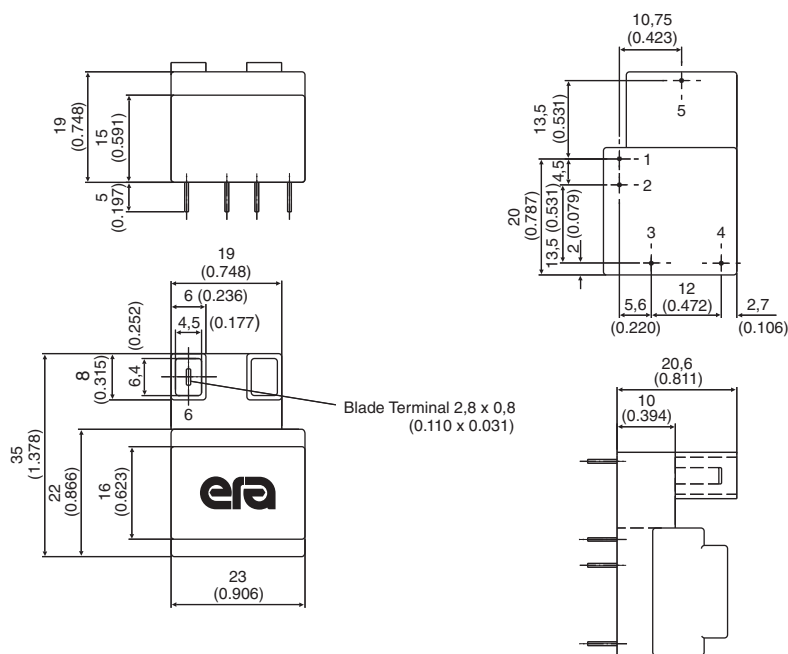
Spark-Line - Secondary External (1x)



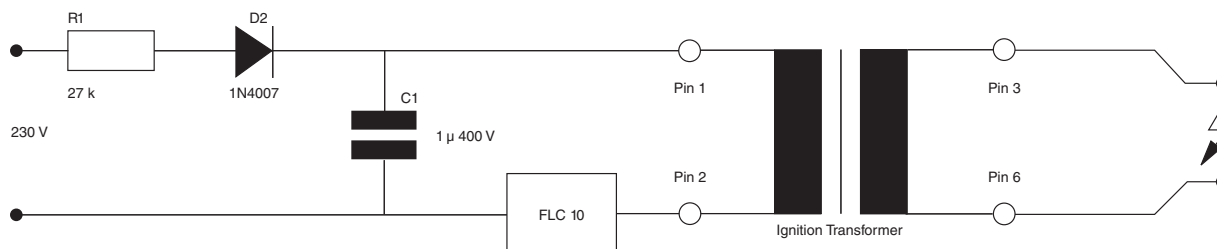
-  Compact Design
-  Available up to 22kV
-  Ambient Temperature 70°C
-  Weight: 0.019kg
-  Packaging unit: 45 pieces (tray)

| Part Number | Primary Resistance (±10%) (Pin 1-2) | Secondary Resistance (±10%) (Pin 3-6) | Primary Inductance (±15%) (Pin 1-2) | Secondary Inductance (±15%) (Pin 3-6) | Winding Ratio | Secondary Voltage @ load 30pF | Ambient Temperature | No-Load Operation (MAX) |
|-------------|---|---|---|---|---------------|----------------------------------|---------------------|-------------------------|
| 125-0032.0 | 26mΩ | 520Ω | 6μH | 240mH | 1:200 | >22kV | 70°C | 30s |

Mechanical



Schematic



IGNITION TRANSFORMERS

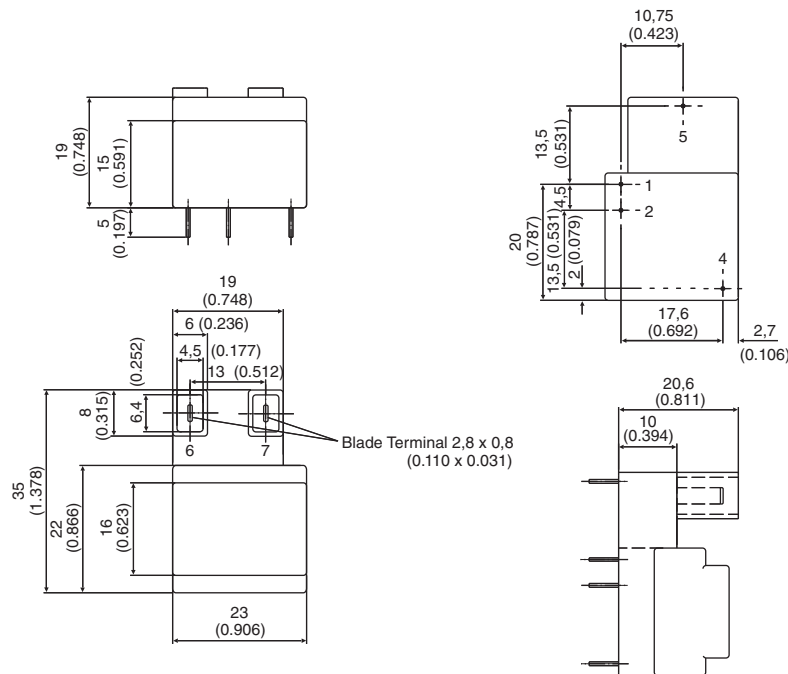
Spark-Line - Secondary External (2x)



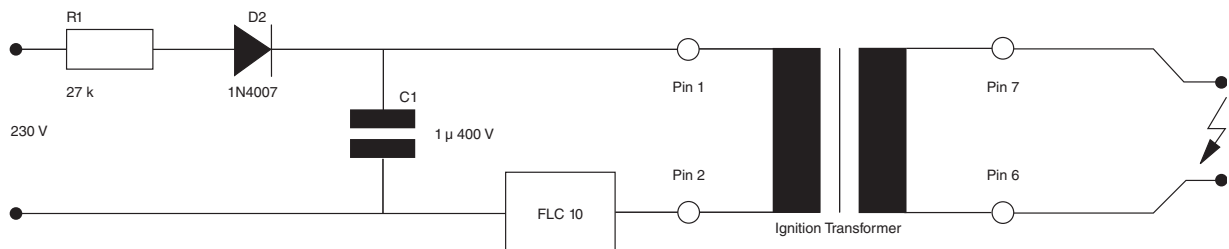
- Compact Design
- Available up to 23kV
- Ambient Temperature 70°C
- Weight: 0.018kg
- Packaging unit: 45 pieces (tray)

| Part Number | Primary Resistance (±10%) (Pin 1-2) | Secondary Resistance (±10%) (Pin 6-7) | Primary Inductance (±15%) (Pin 1-2) | Secondary Inductance (±15%) (Pin 6-7) | Winding Ratio | Secondary Voltage @ load 30pF | Ambient Temperature | No-Load Operation (MAX) |
|-------------|--|--|--|--|---------------|-------------------------------|---------------------|-------------------------|
| 125-0035.0 | 26mΩ | 520Ω | 6μH | 240mH | 1:200 | >22kV | 70°C | 30s |
| 125-0049.0 | 59mΩ | 822Ω | 12μH | 340mH | 1:175 | >23kV | 70°C | 30s |

Mechanical




Schematic



LAMINATED TRANSFORMERS

Low Frequency, Open-Style Laminated, Low Profile, Plug-In Series

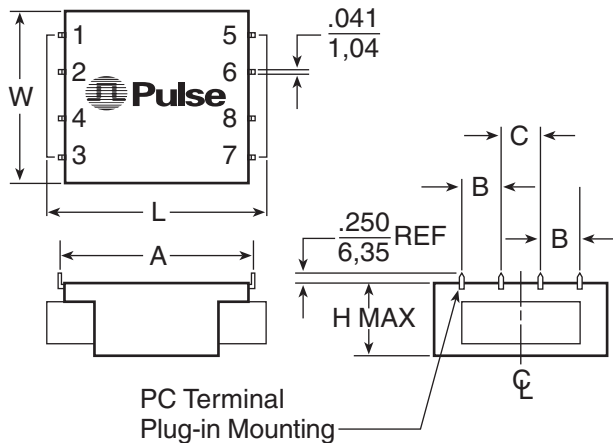


AGENCY APPROVALS

■ UL, 506, File E73539
 ■ UL 1446, File E179499
 ■ CSA 22.2#66, File LR68051-2

- ⊕ Semi-toroidal construction reduces EMI
- ⊕ Low profile - Ideal for low height PC board applications
- ⊕ 1500V_{RMS} HIPOT
- ⊕ Vacuum impregnated - withstands board washing systems and reduces audible noise
- ⊕ Baked resin provides environmentally-resistant finish
- ⊕ Sizes 2, 6 and 12 are available as encapsulated, hermetically sealed (request drawings)

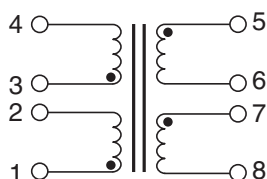
Mechanical



PC Terminal Plug-in Mounting

| Part Number | Size | Secondary RMS Rating | |
|--------------|------|----------------------|--------------|
| | | Series | Parallel |
| LP10-250B23 | 2 | 10V C.T. @ 250mA | 5V @ 500mA |
| LP10-600B1 | 6 | 10V C.T. @ 600mA | 5V @ 1.20A |
| LP10-1200B2 | 12 | 10V C.T. @ 1.20A | 5V @ 2.40A |
| LP12-200B24 | 2 | 12.6V C.T. @ 200mA | 6.3V @ 400mA |
| LP12-450B3 | 6 | 12.6V C.T. @ 450mA | 6.3V @ 900mA |
| LP12-900B4 | 12 | 12.6V C.T. @ 900mA | 6.3V @ 1.80A |
| LP16-150B25 | 2 | 16V C.T. @ 150mA | 8V @ 300mA |
| LP16-350B5 | 6 | 16V C.T. @ 350mA | 8V @ 700mA |
| LP16-700B6 | 12 | 16V C.T. @ 700mA | 8V @ 1.40A |
| LP18-135B105 | 2 | 18V C.T. @ 135mA | 9V @ 270mA |
| LP18-325B106 | 6 | 18V C.T. @ 325mA | 9V @ 650mA |
| LP18-650B107 | 12 | 18V C.T. @ 650mA | 9V @ 1.30A |
| LP20-125B26 | 2 | 20V C.T. @ 125mA | 10V @ 250mA |
| LP20-300B7 | 6 | 20V C.T. @ 300mA | 10V @ 600mA |
| LP20-600B8 | 12 | 20V C.T. @ 600mA | 10V @ 1.20A |
| LP24-100B27 | 2 | 24V C.T. @ 100mA | 12V @ 200mA |
| LP24-250B9 | 6 | 24V C.T. @ 250mA | 12V @ 500mA |
| LP24-500B10 | 12 | 24V C.T. @ 500mA | 12V @ 1.00A |
| LP28-90B115 | 2 | 28V C.T. @ 90mA | 14V @ 180mA |
| LP28-215B116 | 6 | 28V C.T. @ 215mA | 14V @ 430mA |
| LP28-430B117 | 12 | 28V C.T. @ 430mA | 14V @ 860mA |
| LP30-85B125 | 2 | 30V C.T. @ 85mA | 15V @ 170mA |
| LP30-200B126 | 6 | 30V C.T. @ 200mA | 15V @ 400mA |
| LP30-400B127 | 12 | 30V C.T. @ 400mA | 15V @ 800mA |
| LP34-75B28 | 2 | 34V C.T. @ 75mA | 17V @ 150mA |
| LP34-170B11 | 6 | 34V C.T. @ 170mA | 17V @ 340mA |
| LP34-340B12 | 12 | 34V C.T. @ 340mA | 17V @ 680mA |
| LP40-60B29 | 2 | 40V C.T. @ 60mA | 20V @ 120mA |
| LP40-150B13 | 6 | 40V C.T. @ 150mA | 20V @ 300mA |
| LP40-300B14 | 12 | 40V C.T. @ 300mA | 20V @ 600mA |
| LP56-45B30 | 2 | 56V C.T. @ 45mA | 28V @ 90mA |
| LP56-100B15 | 6 | 56V C.T. @ 100mA | 28V @ 200mA |
| LP56-200B16 | 12 | 56V C.T. @ 200mA | 28V @ 400mA |
| LP88-28B31 | 2 | 88V C.T. @ 28mA | 44V @ 56mA |
| LP88-65B17 | 6 | 88V C.T. @ 65mA | 44V @ 130mA |
| LP88-130B18 | 12 | 88V C.T. @ 130mA | 44V @ 260mA |
| LP120-20B32 | 2 | 120V C.T. @ 20mA | 60V @ 40mA |
| LP120-50B19 | 6 | 120V C.T. @ 50mA | 60V @ 100mA |
| LP120-100B20 | 12 | 120V C.T. @ 100mA | 60V @ 200mA |
| LP230-10B33 | 2 | 230V C.T. @ 10mA | 115V @ 20mA |
| LP230-25B21 | 6 | 230V C.T. @ 25mA | 115V @ 50mA |
| LP230-50B22 | 12 | 230V C.T. @ 50mA | 115V @ 100mA |

Schematic





Dimensions (inches)


| Size | L | W | H | A | B | C | Wt. (oz.) | Reg. (% TYPE) | Trise (°C TYPE) |
|------|-------|-------|-------|-------|------|------|-----------|---------------|-----------------|
| 2 | 1.875 | 1.562 | .650 | 1.600 | .375 | .375 | 5 | 20 | 25 |
| 6 | 1.875 | 1.562 | .850 | 1.600 | .375 | .375 | 7 | 18 | 30 |
| 12 | 2.500 | 2.000 | 1.065 | 2.000 | .500 | .500 | 11 | 15 | 30 |

LAMINATED TRANSFORMERS

Low Frequency, Open-Style Laminated, Chassis-Tran Series



AGENCY APPROVALS 

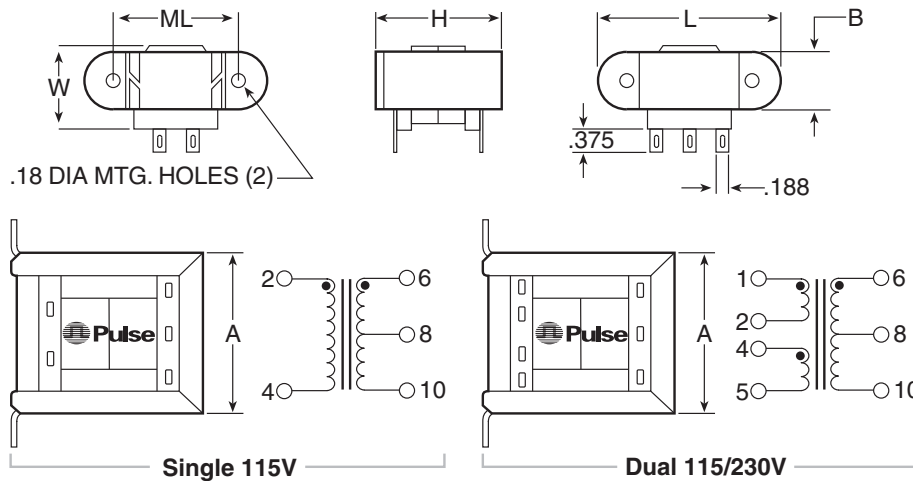
- UL, 506, File E73539
- UL 1446, File E179499
- CSA 22.2#66, File LR68051-2 
- UL Recognized Class B

- ⊕ Channel frame mounting
- ⊕ Split bobbin. High isolation (2500V). 2500V_{RMS} Hipot
- ⊕ Non-concentric design - eliminates ESS
- ⊕ No crossover between primary/secondary winding leads
- ⊕ Vacuum impregnated - withstands board washing systems and reduces audible noise
- ⊕ Baked resin provides environmentally-resistant finish
- ⊕ Center tapped secondary offers dual outputs
- ⊕ Terminals suitable for either hard wiring or quick connect

| Part Number | | Secondary RMS Rating |
|--------------|-----------------|----------------------|
| Single 115V | Dual 115/230V | |
| 241-3-10A1 | (not available) | 10V C.T. @ 0.25A |
| 241-4-10A11 | DP 241-4-10A11 | 10V C.T. @ 0.6A |
| 241-5-10A21 | DP 241-5-10A21 | 10V C.T. @ 1.2A |
| 241-6-10A31 | DP 241-6-10A31 | 10V C.T. @ 3.0A |
| 241-7-10A41 | DP 241-7-10A41 | 10V C.T. @ 5.0A |
| 241-8-10A51 | DP 241-8-10A51 | 10V C.T. @ 10A |
| 241-3-12A2 | (not available) | 12.6V C.T. @ 0.2A |
| 241-4-12A12 | DP 241-4-12A12 | 12.6V C.T. @ 0.5A |
| 241-5-12A22 | DP 241-5-12A22 | 12.6V C.T. @ 1.0A |
| 241-6-12A32 | DP 241-6-12A32 | 12.6V C.T. @ 2.5A |
| 241-7-12A42 | DP 241-7-12A42 | 12.6V C.T. @ 4.0A |
| 241-8-12A52 | DP 241-8-12A52 | 12.6V C.T. @ 8.0A |
| 241-3-16A3 | (not available) | 16V C.T. @ 0.15A |
| 241-4-16A13 | DP 241-4-16A13 | 16V C.T. @ 0.4A |
| 241-5-16A23 | DP 241-5-16A23 | 16V C.T. @ 0.8A |
| 241-6-16A33 | DP 241-6-16A33 | 16V C.T. @ 2.0A |
| 241-7-16A43 | DP 241-7-16A43 | 16V C.T. @ 3.5A |
| 241-8-16A53 | DP 241-8-16A53 | 16V C.T. @ 6.25A |
| 241-3-20A4 | (not available) | 20V C.T. @ 0.12A |
| 241-4-20A14 | DP 241-4-20A14 | 20V C.T. @ 0.3A |
| 241-5-20A24 | DP 241-5-20A24 | 20V C.T. @ 0.6A |
| 241-6-20A34 | DP 241-6-20A34 | 20V C.T. @ 1.5A |
| 241-7-20A44 | DP 241-7-20A44 | 20V C.T. @ 2.8A |
| 241-8-20A54 | DP 241-8-20A54 | 20V C.T. @ 5.0A |
| 241-3-24A5 | (not available) | 24V C.T. @ 0.1A |
| 241-4-24A15 | DP 241-4-24A15 | 24V C.T. @ 0.25A |
| 241-5-24A25 | DP 241-5-24A25 | 24V C.T. @ 0.5A |
| 241-6-24A35 | DP 241-6-24A35 | 24V C.T. @ 1.25A |
| 241-7-24A45 | DP 241-7-24A45 | 24V C.T. @ 2.4A |
| 241-8-24A55 | DP 241-8-24A55 | 24V C.T. @ 4.0A |
| 241-3-28A6 | (not available) | 28V C.T. @ 0.085A |
| 241-4-28A16 | DP 241-4-28A16 | 28V C.T. @ 0.2A |
| 241-5-28A26 | DP 241-5-28A26 | 28V C.T. @ 0.42A |
| 241-6-28A36 | DP 241-6-28A36 | 28V C.T. @ 1.1A |
| 241-7-28A46 | DP 241-7-28A46 | 28V C.T. @ 2.0A |
| 241-8-28A56 | DP 241-8-28A56 | 28V C.T. @ 3.6A |
| 241-3-36A7 | (not available) | 36V C.T. @ 0.065A |
| 241-4-36A17 | DP 241-4-36A17 | 36V C.T. @ 0.17A |
| 241-5-36A27 | DP 241-5-36A27 | 36V C.T. @ 0.35A |
| 241-6-36A37 | DP 241-6-36A37 | 36V C.T. @ 0.85A |
| 241-7-36A47 | DP 241-7-36A47 | 36V C.T. @ 1.5A |
| 241-8-36A57 | DP 241-8-36A57 | 36V C.T. @ 2.8A |
| 241-3-48A8 | (not available) | 48V C.T. @ 0.05A |
| 241-4-48A18 | DP 241-4-48A18 | 48V C.T. @ 0.125A |
| 241-5-48A28 | DP 241-5-48A28 | 48V C.T. @ 0.25A |
| 241-6-48A38 | DP 241-6-48A38 | 48V C.T. @ 0.63A |
| 241-7-48A48 | DP 241-7-48A48 | 48V C.T. @ 1.2A |
| 241-8-48A58 | DP 241-8-48A58 | 48V C.T. @ 2.0A |
| 241-3-56A9 | (not available) | 56V C.T. @ 0.045A |
| 241-4-56A19 | DP 241-4-56A19 | 56V C.T. @ 0.11A |
| 241-5-56A29 | DP 241-5-56A29 | 56V C.T. @ 0.22A |
| 241-6-56A39 | DP 241-6-56A39 | 56V C.T. @ 0.54A |
| 241-7-56A49 | DP 241-7-56A49 | 56V C.T. @ 1.0A |
| 241-8-56A59 | DP 241-8-56A59 | 56V C.T. @ 1.8A |
| 241-3-120A10 | (not available) | 120V C.T. @ 0.02A |
| 241-4-120A20 | DP 241-4-120A20 | 120V C.T. @ 0.05A |
| 241-5-120A30 | DP 241-5-120A30 | 120V C.T. @ 0.1A |
| 241-6-120A40 | DP 241-6-120A40 | 120V C.T. @ 0.25A |
| 241-7-120A50 | DP 241-7-120A50 | 120V C.T. @ 0.5A |
| 241-8-120A60 | DP 241-8-120A60 | 120V C.T. @ 0.85A |

Mechanicals

Schematics



Dimensions (inches)

| Size | VA | L | W | H | A | B | ML | Wt. (lb.) |
|------|-----|------|------|------|------|------|------|-----------|
| 3 | 2.4 | 2.06 | 1.06 | 1.19 | 1.62 | 0.56 | 1.75 | 0.25 |
| 4 | 6 | 2.38 | 1.25 | 1.38 | 1.69 | 0.69 | 2.00 | 0.44 |
| 5 | 12 | 2.81 | 1.38 | 1.63 | 1.94 | 0.81 | 2.38 | 0.70 |
| 6 | 30 | 3.25 | 1.69 | 1.94 | 2.31 | 1.06 | 2.81 | 1.10 |
| 7 | 56 | 3.69 | 1.81 | 2.25 | 2.69 | 1.06 | 3.13 | 1.70 |
| 8 | 100 | 4.03 | 2.25 | 2.56 | 3.06 | 1.31 | 3.56 | 2.75 |





LAMINATED TRANSFORMERS

Low Frequency, Open-Style Laminated, International PC Plug-In Series



AGENCY APPROVALS

- UL, 506, File E73539
- UL Recognized Class B
- UL 1446, File E179499
- CSA 22.2#66, File LR68051-2
- TUV, EN61558

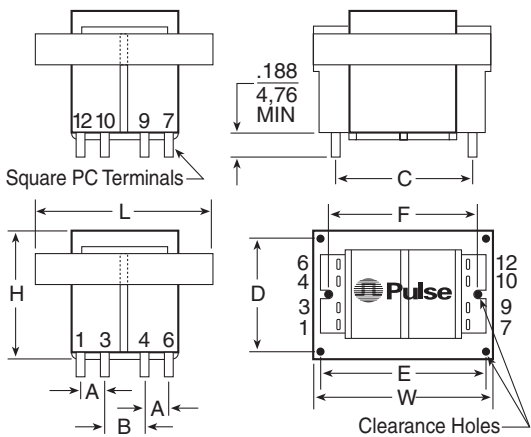





- ⚙️ PC board plug-in mounting
- ⚙️ Double reinforced insulation
- ⚙️ Dual bobbin; high (4000V) primary to secondary isolation
- ⚙️ Non-concentric design - eliminates ESS and reduces primary to secondary capacitance
- ⚙️ No crossover between primary/secondary leads
- ⚙️ Vacuum impregnated - withstands board washing systems and reduces audible noise
- ⚙️ Baked resin provides an environmentally-resistant finish

| Part No. PC Mount | VA (Size) | Secondary RMS Rating | |
|----------------------|--------------|----------------------|-------------|
| | | Series | Parallel |
| 14A-2.5-10B1 | 2.5 | 10V C.T. @ 0.25A | 5V @ 0.5A |
| 14A-5.0-10B2 | 5 | 10V C.T. @ 0.5A | 5V @ 1.0A |
| 14A-10-10B3 | 10 | 10V C.T. @ 1.0A | 5V @ 2.0A |
| 14A-20-10B4 | 20 | 10V C.T. @ 2.0A | 5V @ 4.0A |
| 14A-30-10B5 | 30 | 10V C.T. @ 3.0A | 5V @ 6.0A |
| 14A-56-10B6 | 56 | 10V C.T. @ 5.6A | 5V @ 11.2A |
| 14A-2.5-12B7 | 2.5 | 12.6V C.T. @ 0.2A | 6.3V @ 0.4A |
| 14A-5.0-12B8 | 5 | 12.6V C.T. @ 0.4A | 6.3V @ 0.8A |
| 14A-10-12B9 | 10 | 12.6V C.T. @ 0.8A | 6.3V @ 1.6A |
| 14A-20-12B10 | 20 | 12.6V C.T. @ 1.6A | 6.3V @ 3.2A |
| 14A-30-12B11 | 30 | 12.6V C.T. @ 2.4A | 6.3V @ 4.8A |
| 14A-56-12B12 | 56 | 12.6V C.T. @ 4.4A | 6.3V @ 8.8A |
| 14A-2.5-16B13 | 2.5 | 16V C.T. @ 0.15A | 8V @ 0.3A |
| 14A-5.0-16B14 | 5 | 16V C.T. @ 0.31A | 8V @ 0.62A |
| 14A-10-16B15 | 10 | 16V C.T. @ 0.62A | 8V @ 1.25A |
| 14A-20-16B16 | 20 | 16V C.T. @ 1.25A | 8V @ 2.5A |
| 14A-30-16B17 | 30 | 16V C.T. @ 1.9A | 8V @ 3.8A |
| 14A-56-16B18 | 56 | 16V C.T. @ 3.5A | 8V @ 7.0A |
| 14A-2.5-20B19 | 2.5 | 20V C.T. @ 0.12A | 10V @ 0.24A |
| 14A-5.0-20B20 | 5 | 20V C.T. @ 0.25A | 10V @ 0.5A |
| 14A-10-20B21 | 10 | 20V C.T. @ 0.5A | 10V @ 1.0A |
| 14A-20-20B22 | 20 | 20V C.T. @ 1.0A | 10V @ 2.0A |
| 14A-30-20B23 | 30 | 20V C.T. @ 1.5A | 10V @ 3.0A |
| 14A-56-20B24 | 56 | 20V C.T. @ 2.8A | 10V @ 5.6A |
| 14A-2.5-24B25 | 2.5 | 24V C.T. @ 0.1A | 12V @ 0.2A |
| 14A-5.0-24B26 | 5 | 24V C.T. @ 0.21A | 12V @ 0.42A |
| 14A-10-24B27 | 10 | 24V C.T. @ 0.42A | 12V @ 0.84A |
| 14A-20-24B28 | 20 | 24V C.T. @ 0.83A | 12V @ 1.66A |
| 14A-30-24B29 | 30 | 24V C.T. @ 1.25A | 12V @ 2.5A |
| 14A-56-24B30 | 56 | 24V C.T. @ 2.33A | 12V @ 4.66A |
| 14A-2.5-28B31 | 2.5 | 28V C.T. @ 0.09A | 14V @ 0.18A |
| 14A-5.0-28B32 | 5 | 28V C.T. @ 0.18A | 14V @ 0.36A |
| 14A-10-28B33 | 10 | 28V C.T. @ 0.36A | 14V @ 0.72A |
| 14A-20-28B34 | 20 | 28V C.T. @ 0.72A | 14V @ 1.44A |
| 14A-30-28B35 | 30 | 28V C.T. @ 1.06A | 14V @ 2.12A |
| 14A-56-28B36 | 56 | 28V C.T. @ 2.0A | 14V @ 4.0A |
| 14A-2.5-36B37 | 2.5 | 36V C.T. @ 0.07A | 18V @ 0.14A |
| 14A-5.0-36B38 | 5 | 36V C.T. @ 0.14A | 18V @ 0.28A |
| 14A-10-36B39 | 10 | 36V C.T. @ 0.28A | 18V @ 0.56A |
| 14A-20-36B40 | 20 | 36V C.T. @ 0.56A | 18V @ 1.12A |
| 14A-30-36B41 | 30 | 36V C.T. @ 0.82A | 18V @ 1.64A |
| 14A-56-36B42 | 56 | 36V C.T. @ 1.56A | 18V @ 3.12A |

Mechanical

Schematic



Dimensions (inches)

| VA (size) | Wt. (lb.) | L | W | H | A | B | C | D | E | F | Pin Dim. | E |
|-----------|-----------|-------|-------|-------|------|-------|------|------|------|-------|----------|----|
| 2.5 | 0.25 | 1.625 | 1.312 | 1.125 | 0.20 | 0.250 | 1.00 | — | — | 1.062 | .025 SQ | #4 |
| 5 | 0.37 | 1.625 | 1.312 | 1.375 | 0.20 | 0.400 | 1.00 | — | — | 1.062 | .025 SQ | #4 |
| 10 | 0.53 | 1.875 | 1.562 | 1.375 | 0.20 | 0.400 | 1.14 | — | — | 1.250 | .038 SQ | #4 |
| 20 | 0.90 | 2.25 | 1.875 | 1.625 | 0.40 | 0.400 | 1.46 | — | — | 1.500 | .038 SQ | #4 |
| 30 | 1.15 | 2.625 | 2.187 | 1.562 | 0.55 | 0.275 | 1.68 | 2.18 | 1.75 | — | .045 SQ | #6 |
| 56 | 1.70 | 3.000 | 2.500 | 1.812 | 0.60 | 0.300 | 1.90 | 2.50 | 2.00 | — | .045 SQ | #6 |





LAMINATED TRANSFORMERS

Low Frequency, Open-Style Laminated, International High Power Series



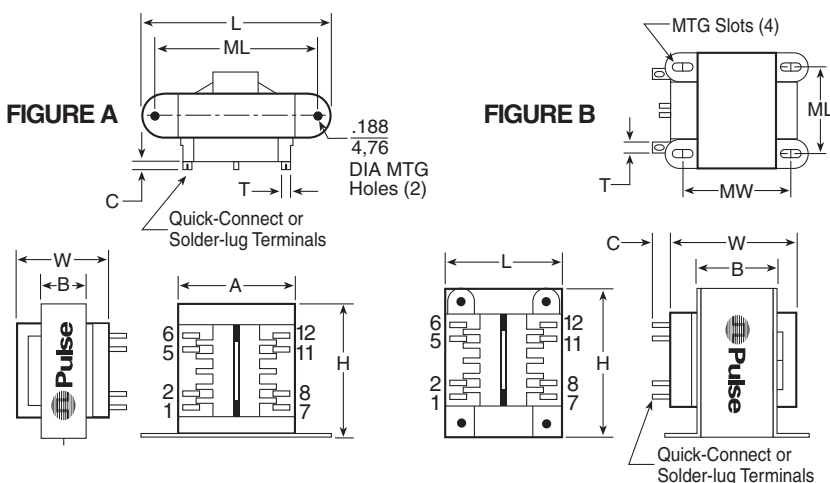
AGENCY APPROVALS

- UL, 506, File E73539
- UL Recognized Class B
- UL 1446, File E179499
- CSA 22.2#66, File LR68051-2
- TUV, EN61558

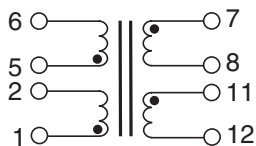





- ⊕ Chassis mounting
- ⊕ Dual bobbin; double reinforced insulation
- ⊕ High (4000V) primary to secondary isolation
- ⊕ Non-concentric design - eliminates ESS and reduces primary to secondary capacitance
- ⊕ No crossover between primary/secondary leads
- ⊕ Baked resin provides environmentally-resistant finish

Mechanical



Schematic




| Part No. Chassis Mount | VA (Size) | Secondary RMS Rating | |
|---------------------------|--------------|----------------------|--------------|
| | | Series | Parallel |
| A41-25-10A1 | 25 | 10V C.T. @ 2.5A | 5V @ 5.0A |
| A41-43-10A2 | 43 | 10V C.T. @ 4.3A | 5V @ 8.6A |
| A41-80-10A3 | 80 | 10V C.T. @ 8.0A | 5V @ 16.0A |
| A41-130-10A4 | 130 | 10V C.T. @ 13.0A | 5V @ 26.0A |
| A41-175-10A5 | 175 | 10V C.T. @ 17.5A | 5V @ 35.0A |
| A41-25-12A7 | 25 | 12.6V C.T. @ 2.0A | 6.3V @ 4.0A |
| A41-43-12A8 | 43 | 12.6V C.T. @ 3.4A | 6.3V @ 6.8A |
| A41-80-12A9 | 80 | 12.6V C.T. @ 6.3A | 6.3V @ 12.6A |
| A41-130-12A10 | 130 | 12.6V C.T. @ 10.3A | 6.3V @ 20.6A |
| A41-175-12A11 | 175 | 12.6V C.T. @ 14.0A | 6.3V @ 28.0A |
| A41-25-16A13 | 25 | 16V C.T. @ 1.6A | 8V @ 3.2A |
| A41-43-16A14 | 43 | 16V C.T. @ 2.7A | 8V @ 5.4A |
| A41-80-16A15 | 80 | 16V C.T. @ 5.0A | 8V @ 10.0A |
| A41-130-16A16 | 130 | 16V C.T. @ 8.1A | 8V @ 16.2A |
| A41-175-16A17 | 175 | 16V C.T. @ 11.0A | 8V @ 22.0A |
| A41-25-20A19 | 25 | 20V C.T. @ 1.25A | 10V @ 2.5A |
| A41-43-20A20 | 43 | 20V C.T. @ 2.2A | 10V @ 4.4A |
| A41-80-20A21 | 80 | 20V C.T. @ 4.0A | 10V @ 8.0A |
| A41-130-20A22 | 130 | 20V C.T. @ 6.5A | 10V @ 13.0A |
| A41-175-20A23 | 175 | 20V C.T. @ 8.8A | 10V @ 17.6A |
| A41-25-24A25 | 25 | 24V C.T. @ 1A | 12V @ 2A |
| A41-43-24A26 | 43 | 24V C.T. @ 1.8A | 12V @ 3.6A |
| A41-80-24A27 | 80 | 24V C.T. @ 3.3A | 12V @ 6.6A |
| A41-130-24A28 | 130 | 24V C.T. @ 5.4A | 12V @ 10.8A |
| A41-175-24A29 | 175 | 24V C.T. @ 7.3A | 12V @ 14.6A |
| A41-25-28A31 | 25 | 28V C.T. @ 0.9A | 14V @ 1.86A |
| A41-43-28A32 | 43 | 28V C.T. @ 1.5A | 14V @ 3.0A |
| A41-80-28A33 | 80 | 28V C.T. @ 2.8A | 14V @ 5.6A |
| A41-130-28A34 | 130 | 28V C.T. @ 4.6A | 14V @ 9.2A |
| A41-175-28A35 | 175 | 28V C.T. @ 6.25A | 14V @ 12.5A |
| A41-25-36A37 | 25 | 36V C.T. @ 0.7A | 18V @ 1.4A |
| A41-43-36A38 | 43 | 36V C.T. @ 1.2A | 18V @ 2.4A |
| A41-80-36A39 | 80 | 36V C.T. @ 2.2A | 18V @ 4.4A |
| A41-130-36A40 | 130 | 36V C.T. @ 3.6A | 18V @ 7.2A |
| A41-175-36A41 | 175 | 36V C.T. @ 4.8A | 18V @ 9.6A |
| A41-25-230A42 | 25 | 230V C.T. @ 0.11A | 115V @ 0.22A |
| A41-43-230A43 | 43 | 230V C.T. @ 0.19A | 115V @ 0.38A |
| A41-80-230A44 | 80 | 230V C.T. @ 0.35A | 115V @ 0.7A |
| A41-130-230A45 | 130 | 230V C.T. @ 0.57A | 115V @ 1.14A |
| A41-175-230A46 | 175 | 230V C.T. @ 0.76A | 115V @ 1.52A |

Dimensions (inches)

| VA (size) | Wt. (lb.) | L | W | H | A | B | C | T | ML | MW | MTG. | FIG. |
|--------------|--------------|-------|-------|-------|------|-------|-------|-------|-------|-------|------|------|
| 25 | 1.25 | 2.812 | 1.875 | 2.312 | 2.00 | 1.125 | 0.330 | 0.187 | 2.375 | — | #6 | A |
| 43 | 1.60 | 3.125 | 2.062 | 2.687 | 2.25 | 1.125 | 0.312 | 0.187 | 2.812 | — | #6 | A |
| 80 | 2.80 | 2.500 | 2.375 | 3.050 | — | 1.375 | 0.330 | 0.187 | 2.000 | 2.180 | #6 | B |
| 130 | 4.10 | 2.812 | 2.875 | 3.380 | — | 1.625 | 0.395 | 0.187 | 2.250 | 2.500 | #8 | B |
| 175 | 5.50 | 3.125 | 2.875 | 3.750 | — | 1.625 | 0.395 | 0.187 | 2.500 | 2.500 | #8 | B |

LAMINATED TRANSFORMERS

Low Frequency, Open-Style Laminated, Split Bobbin, Horizontal Plug-In Series



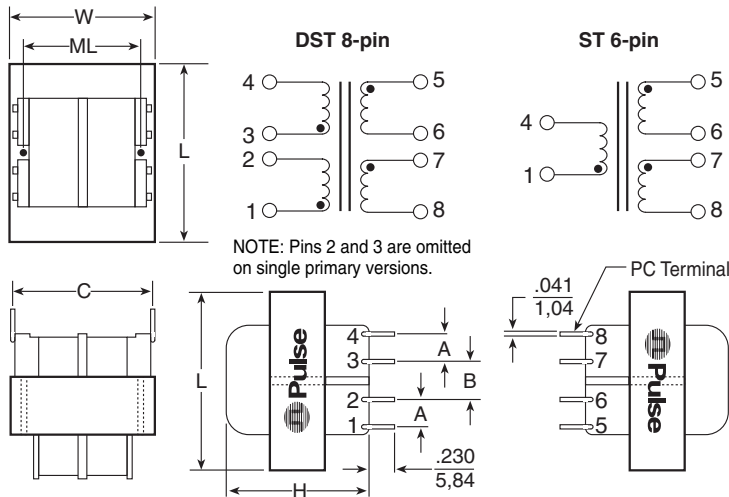
AGENCY APPROVALS

- UL, 506, File E73539
- UL 1446, File E179499
- UL 1585, File E169010
Class 2 Component Recognition
- CSA 22.2#66, File LR68051-2
- UL Recognized Class B

- High (2500V) isolation; 2500V_{RMS} HIPOT
- Non-concentric design - eliminates ESS
- No crossover between primary/secondary winding leads
- Vacuum impregnated - withstands board washing systems and reduces audible noise
- Baked resin provides an environmentally-resistant finish
- Rugged construction - no additional mounting hardware
- Universal design, fits industry-standard footprints
- Available in single or dual primary

Mechanicals

Schematics



Dimensions (inches)

| Size | VA | L | W | H | A | B | C | ML | Wt. (lb.) |
|------|-----|------|------|------|------|------|------|------|-----------|
| 2 | 1.1 | 1.13 | 1.13 | 0.94 | 0.25 | 0.25 | 1.20 | ---- | 0.17 |
| 3 | 2.4 | 1.38 | 1.13 | 1.19 | 0.25 | 0.25 | 1.20 | ---- | 0.25 |
| 4 | 6.0 | 1.63 | 1.31 | 1.31 | 0.25 | 0.35 | 1.28 | 1.06 | 0.44 |
| 5 | 12 | 1.86 | 1.56 | 1.44 | 0.30 | 0.40 | 1.41 | 1.25 | 0.70 |
| 6 | 20 | 2.25 | 1.86 | 1.44 | 0.30 | 0.40 | 1.60 | 1.50 | 0.80 |
| 7* | 36 | 2.63 | 2.19 | 1.56 | 0.40 | 0.40 | 1.80 | ---- | 1.10 |

| Part No. 115V-6Pin | Part No. 115/230V-8Pin | Secondary RMS Rating | |
|------------------------|---------------------------|----------------------|--------------|
| | | Series | Parallel |
| ST2-10B41 ¹ | DST2-10B41 ¹ | 10V C.T. @ 0.11A | 5V @ 0.22A |
| ST3-10B1 ¹ | DST3-10B1 ¹ | 10V C.T. @ 0.25A | 5V @ 0.5A |
| ST4-10B2 | DST4-10B2 | 10V C.T. @ 0.6A | 5V @ 1.2A |
| ST5-10B3 | DST5-10B3 | 10V C.T. @ 1.2A | 5V @ 2.4A |
| ST6-10B4 | DST6-10B4 | 10V C.T. @ 2A | 5V @ 4A |
| ST7-10B51 | DST7-10B51 | 10V C.T. @ 3.6A | 5V @ 7.2A |
| ST2-12B42 ¹ | DST2-12B42 ¹ | 12.6V C.T. @ 0.09A | 6.3V @ 0.18A |
| ST3-12B5 ¹ | DST3-12B5 ¹ | 12.6V C.T. @ 0.2A | 6.3V @ 0.4A |
| ST4-12B6 | DST4-12B6 | 12.6V C.T. @ 0.5A | 6.3V @ 1.0A |
| ST5-12B7 | DST5-12B7 | 12.6V C.T. @ 1.0A | 6.3V @ 2.0A |
| ST6-12B8 | DST6-12B8 | 12.6V C.T. @ 1.6A | 6.3V @ 3.2A |
| ST7-12B52 | DST7-12B52 | 12.6V C.T. @ 2.85A | 6.3V @ 5.7A |
| ST2-16B43 ¹ | DST2-16B43 ¹ | 16V C.T. @ 0.07A | 8V @ 0.14A |
| ST3-16B9 ¹ | DST3-16B9 ¹ | 16V C.T. @ 0.15A | 8V @ 0.3A |
| ST4-16B10 | DST4-16B10 | 16V C.T. @ 0.4A | 8V @ 0.8A |
| ST5-16B11 | DST5-16B11 | 16V C.T. @ 0.8A | 8V @ 1.6A |
| ST6-16B12 | DST6-16B12 | 16V C.T. @ 1.25A | 8V @ 2.5A |
| ST7-16B53 | DST7-16B53 | 16V C.T. @ 2.25A | 8V @ 4.5A |
| ST2-20B44 ¹ | DST2-20B44 ¹ | 20V C.T. @ 0.055A | 10V @ 0.11A |
| ST3-20B13 ¹ | DST3-20B13 ¹ | 20V C.T. @ 0.12A | 10V @ 0.24A |
| ST4-20B14 | DST4-20B14 | 20V C.T. @ 0.3A | 10V @ 0.6A |
| ST5-20B15 | DST5-20B15 | 20V C.T. @ 0.6A | 10V @ 1.2A |
| ST6-20B16 | DST6-20B16 | 20V C.T. @ 1A | 10V @ 2A |
| ST7-20B54 | DST7-20B54 | 20V C.T. @ 1.8A | 10V @ 3.6A |
| ST2-24B45 ¹ | DST2-24B45 ¹ | 24V C.T. @ 0.045A | 12V @ 0.09A |
| ST3-24B17 ¹ | DST3-24B17 ¹ | 24V C.T. @ 0.1A | 12V @ 0.2A |
| ST4-24B18 | DST4-24B18 | 24V C.T. @ 0.25A | 12V @ 0.5A |
| ST5-24B19 | DST5-24B19 | 24V C.T. @ 0.5A | 12V @ 1.0A |
| ST6-24B20 | DST6-24B20 | 24V C.T. @ 0.8A | 12V @ 1.6A |
| ST7-24B55 | DST7-24B55 | 24V C.T. @ 1.5A | 12V @ 3.0A |
| ST2-28B46 | DST2-28B46 | 28V C.T. @ 0.04A | 14V @ 0.08A |
| ST3-28B21 | DST3-28B21 | 28V C.T. @ 0.085A | 14V @ 0.17A |
| ST4-28B22 | DST4-28B22 | 28V C.T. @ 0.2A | 14V @ 0.4A |
| ST5-28B23 | DST5-28B23 | 28V C.T. @ 0.42A | 14V @ 0.84A |
| ST6-28B24 | DST6-28B24 | 28V C.T. @ 0.7A | 14V @ 1.4A |
| ST7-28B56 | DST7-28B56 | 28V C.T. @ 1.3A | 14V @ 2.6A |
| ST2-36B47 | DST2-36B47 | 36V C.T. @ 0.03A | 18V @ 0.06A |
| ST3-36B25 | DST3-36B25 | 36V C.T. @ 0.065A | 18V @ 0.13A |
| ST4-36B26 | DST4-36B26 | 36V C.T. @ 0.17A | 18V @ 0.34A |
| ST5-36B27 | DST5-36B27 | 36V C.T. @ 0.35A | 18V @ 0.7A |
| ST6-36B28 | DST6-36B28 | 36V C.T. @ 0.55A | 18V @ 1.1A |
| ST7-36B57 | DST7-36B57 | 36V C.T. @ 1.0A | 18V @ 2.0A |
| ST2-48B48 | DST2-48B48 | 48V C.T. @ 0.023A | 24V @ .046A |
| ST3-48B29 | DST3-48B29 | 48V C.T. @ 0.05A | 24V @ 0.1A |
| ST4-48B30 | DST4-48B30 | 48V C.T. @ 0.125A | 24V @ 0.25A |
| ST5-48B31 | DST5-48B31 | 48V C.T. @ 0.25A | 24V @ 0.5A |
| ST6-48B32 | DST6-48B32 | 48V C.T. @ 0.4A | 24V @ 0.8A |
| ST7-48B58 | DST7-48B58 | 48V C.T. @ 0.75A | 24V @ 1.5A |
| ST2-56B49 | DST2-56B49 | 56V C.T. @ 0.02A | 28V @ 0.04A |
| ST3-56B33 | DST3-56B33 | 56V C.T. @ 0.045A | 28V @ 0.09A |
| ST4-56B34 | DST4-56B34 | 56V C.T. @ 0.11A | 28V @ 0.22A |
| ST5-56B35 | DST5-56B35 | 56V C.T. @ 0.22A | 28V @ 0.44A |
| ST6-56B36 | DST6-56B36 | 56V C.T. @ 0.35A | 28V @ 0.7A |
| ST7-56B59 | DST7-56B59 | 56V C.T. @ 0.65A | 28V @ 1.3A |
| ST2-120B50 | DST2-120B50 | 120V C.T. @ 0.01A | 60V @ 0.02A |
| ST3-120B37 | DST3-120B37 | 120V C.T. @ 0.02A | 60V @ 0.04A |
| ST4-120B38 | DST4-120B38 | 120V C.T. @ 0.05A | 60V @ 0.1A |
| ST5-120B39 | DST5-120B39 | 120V C.T. @ 0.1A | 60V @ 0.2A |
| ST6-120B40 | DST6-120B40 | 120V C.T. @ 0.16A | 60V @ 0.32A |
| ST7-120B60 | DST7-120B60 | 120V C.T. @ 0.3A | 60V @ 0.6A |

¹ UL 1585 approved, Class 2 - Not Wet, Class 3 - Wet

*Size 7 has 4 MTG. holes on 2.188" x 1.75" centers.

LAMINATED TRANSFORMERS

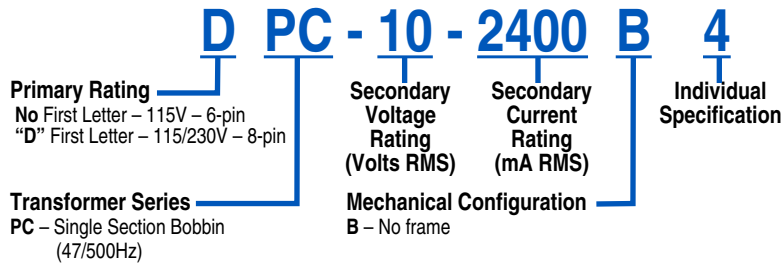
Low Frequency, Open-Style Laminated, Concentric Vertical Profile, PC Plug-In Series



AGENCY APPROVALS

- UL, 506, File E73539
- UL Recognized Class B
- UL 1446, File E179499
- CSA 22.2#66, File LR68051-2

- PC Series Concentric Vertical Mount**
Isolation between primary and secondary of 1500V.
- Vacuum Impregnated** to withstand modern board washing systems and to reduce audible noise.
- Available in single or dual primary**
- Baked Resin** provides fully cured and environmentally resistant finish that will not peel or flake.
- Rugged Construction**
- Universal Design** compatible with industry-standard footprints

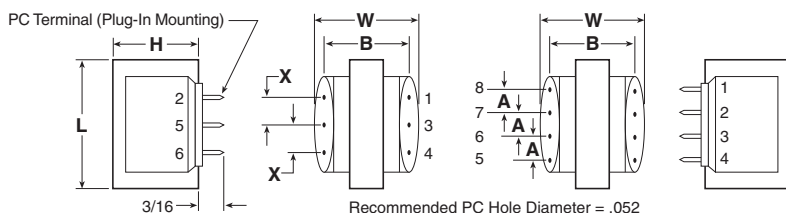


Dimensions (inches)

| Size | VA | Wt. (oz.) | L | H | W | B | 6-pin X | 8-pin A |
|------|-----|-----------|-------|-------|-------|-------|---------|---------|
| 25 | 1.0 | 2.5 | 1.000 | 0.830 | 1.375 | 1.200 | 0.250 | 0.200 |
| 37 | 1.2 | 3 | 1.375 | 1.188 | 1.125 | 1.000 | 0.312 | 0.200 |
| 50 | 4.4 | 5 | 1.625 | 1.375 | 1.250 | 1.100 | 0.400 | 0.250 |
| 62 | 10 | 9 | 1.875 | 1.625 | 1.438 | 1.300 | 0.400 | 0.250 |
| 24 | 24 | 12 | 1.625 | 1.375 | 2.250 | 2.100 | 0.400 | 0.250 |

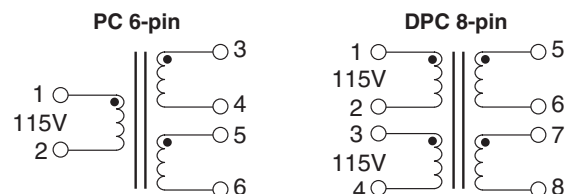
Mechanical

Dimensions for Style B (no frame) are shown.



| Single 115V 6-Pin | Dual 115/230V 8-Pin | Size | Series V.C.T.@mA | Parallel @ 2x Current V.@mA |
|-------------------|---------------------|------|------------------|-----------------------------|
| PC-10-90B53 | DPC-10-90B53 | 25 | 10 @ 90 | 5 @ 180 |
| PC-10-120B1 | DPC-10-120B1 | 37 | 10 @ 120 | 5 @ 240 |
| PC-10-440B2 | DPC-10-440B2 | 50 | 10 @ 440 | 5 @ 880 |
| PC-10-1000B3 | DPC-10-1000B3 | 62 | 10 @ 1000 | 5 @ 2000 |
| PC-10-2400B4 | DPC-10-2400B4 | 24 | 10 @ 2400 | 5 @ 4800 |
| PC-12-70B54 | DPC-12-70B54 | 25 | 12.6 @ 70 | 6.3 @ 140 |
| PC-12-100B5 | DPC-12-100B5 | 37 | 12.6 @ 100 | 6.3 @ 200 |
| PC-12-350B6 | DPC-12-350B6 | 50 | 12.6 @ 350 | 6.3 @ 700 |
| PC-12-800B7 | DPC-12-800B7 | 62 | 12.6 @ 800 | 6.3 @ 1600 |
| PC-12-2000B8 | DPC-12-2000B8 | 24 | 12.6 @ 2000 | 6.3 @ 4000 |
| PC-16-55B55 | DPC-16-55B55 | 25 | 16 @ 55 | 8 @ 110 |
| PC-16-75B9 | DPC-16-75B9 | 37 | 16 @ 75 | 8 @ 150 |
| PC-16-260B10 | DPC-16-260B10 | 50 | 16 @ 260 | 8 @ 520 |
| PC-16-640B11 | DPC-16-640B11 | 62 | 16 @ 640 | 8 @ 1280 |
| PC-16-1500B12 | DPC-16-1500B12 | 24 | 16 @ 1500 | 8 @ 3000 |
| PC-20-45B56 | DPC-20-45B56 | 25 | 20 @ 45 | 10 @ 90 |
| PC-20-60B13 | DPC-20-60B13 | 37 | 20 @ 60 | 10 @ 120 |
| PC-20-220B14 | DPC-20-220B14 | 50 | 20 @ 220 | 10 @ 440 |
| PC-20-500B15 | DPC-20-500B15 | 62 | 20 @ 500 | 10 @ 1000 |
| PC-20-1200B16 | DPC-20-1200B16 | 24 | 20 @ 1200 | 10 @ 2400 |
| PC-24-35B57 | DPC-24-35B57 | 25 | 24 @ 35 | 12 @ 70 |
| PC-24-50B17 | DPC-24-50B17 | 37 | 24 @ 50 | 12 @ 100 |
| PC-24-180B18 | DPC-24-180B18 | 50 | 24 @ 180 | 12 @ 360 |
| PC-24-450B19 | DPC-24-450B19 | 62 | 24 @ 450 | 12 @ 900 |
| PC-24-1000B20 | DPC-24-1000B20 | 24 | 24 @ 1000 | 12 @ 2000 |
| PC-28-30B58 | DPC-28-30B58 | 25 | 28 @ 30 | 14 @ 60 |
| PC-28-40B49 | DPC-28-40B49 | 37 | 28 @ 40 | 14 @ 80 |
| PC-28-160B50 | DPC-28-160B50 | 50 | 28 @ 160 | 14 @ 320 |
| PC-28-360B51 | DPC-28-360B51 | 62 | 28 @ 360 | 14 @ 720 |
| PC-28-800B52 | DPC-28-800B52 | 24 | 28 @ 800 | 14 @ 1600 |
| PC-34-25B59 | DPC-34-25B59 | 25 | 34 @ 25 | 17 @ 50 |
| PC-34-35B21 | DPC-34-35B21 | 37 | 34 @ 35 | 17 @ 70 |
| PC-34-125B22 | DPC-34-125B22 | 50 | 34 @ 125 | 17 @ 250 |
| PC-34-300B23 | DPC-34-300B23 | 62 | 34 @ 300 | 17 @ 600 |
| PC-34-700B24 | DPC-34-700B24 | 24 | 34 @ 700 | 17 @ 1400 |
| PC-40-20B60 | DPC-40-20B60 | 25 | 40 @ 20 | 20 @ 40 |
| PC-40-30B25 | DPC-40-30B25 | 37 | 40 @ 30 | 20 @ 60 |
| PC-40-110B26 | DPC-40-110B26 | 50 | 40 @ 110 | 20 @ 220 |
| PC-40-250B27 | DPC-40-250B27 | 62 | 40 @ 250 | 20 @ 500 |
| PC-40-600B28 | DPC-40-600B28 | 24 | 40 @ 600 | 20 @ 1200 |
| PC-56-15B61 | DPC-56-15B61 | 25 | 56 @ 15 | 28 @ 30 |
| PC-56-20B29 | DPC-56-20B29 | 37 | 56 @ 20 | 28 @ 40 |
| PC-56-80B30 | DPC-56-80B30 | 50 | 56 @ 80 | 28 @ 160 |
| PC-56-180B31 | DPC-56-180B31 | 62 | 56 @ 180 | 28 @ 360 |
| PC-56-420B32 | DPC-56-420B32 | 24 | 56 @ 420 | 28 @ 840 |
| PC-120-8B63 | DPC-120-8B63 | 25 | 120 @ 8 | 60 @ 16 |
| PC-120-10B37 | DPC-120-10B37 | 37 | 120 @ 10 | 60 @ 20 |
| PC-120-35B38 | DPC-120-35B38 | 50 | 120 @ 35 | 60 @ 70 |
| PC-120-85B39 | DPC-120-85B39 | 62 | 120 @ 85 | 60 @ 170 |
| PC-120-200B40 | DPC-120-200B40 | 24 | 120 @ 200 | 60 @ 400 |
| PC-230-4B65 | DPC-230-4B65 | 25 | 230 @ 4 | 115 @ 8 |
| PC-230-5B45 | DPC-230-5B45 | 37 | 230 @ 5 | 115 @ 10 |
| PC-230-20B46 | DPC-230-20B46 | 50 | 230 @ 20 | 115 @ 40 |
| PC-230-40B47 | DPC-230-40B47 | 62 | 230 @ 40 | 115 @ 80 |
| PC-230-100B48 | DPC-230-100B48 | 24 | 230 @ 100 | 115 @ 200 |

Schematics



LAMINATED TRANSFORMERS



For More Information:

Pulse Worldwide Headquarters

12220 World Trade Dr.
San Diego, CA 92128
U.S.A.

www.pulseeng.com

Tel: 858 674 8100
Fax: 858 674 8262

Pulse Europe

Zeppelinstrasse
15D-71083 Herrenberg
Germany

Tel: 49 7032 7806 0
Fax: 49 7032 7806 135

Pulse China Headquarters

B402, Shenzhen Academy of
Aerospace Technology Bldg.
10th Kejinan Rd.
High-Tech Zone
Nanshan District
Shenzen, PR China 518057

Tel: 86 755 33966678
Fax: 86 755 33966700

Pulse North China

Room 2704/2705
Super Ocean Finance
Ctr.
2067 Yan An Rd. West
Shanghai 200336
China

Tel: 86 21 62787060
Fax: 86 2162786973

Pulse South Asia

135 Joo Seng Rd.
#03-02
PM Industrial Bldg.
Singapore 368363

Tel: 65 6287 8998
Fax: 65 6287 899

Pulse North Asia

3F, No. 198
Zhongyuan Rd.
Zhongli City
Taoyuan County 320
Taiwan R. O. C.

Tel: 886 3 4356768
Fax: 886 3 4356823 (Pulse)
Fax: 886 3 4356820 (FRE)

Performance warranty of products offered on this data sheet is limited to the parameters specified. Data is subject to change without notice. Other brand and product names mentioned herein may be trademarks or registered trademarks of their respective owners. © Copyright, 2009. Pulse Engineering, Inc. All rights reserved.

www.pulseeng.com

LT2007 (12/09)

X-ON Electronics

Largest Supplier of Electrical and Electronic Components

Click to view similar products for [Audio Transformers](#) / [Signal Transformers](#) category:

Click to view products by [Pulse manufacturer](#):

Other Similar products are found below :

[CX2041NLT](#) [MGPWT-00449-P](#) [PE-64961](#) [H1302FNLT](#) [H5008FNL](#) [H5012FNL](#) [H5020FNLT](#) [H5077NLT](#) [H5079NLT](#) [H5084FNLT](#)
[B78476A9558A003](#) [1812WBT2-4](#) [1879479-1](#) [HX2260FNL](#) [HX5014FNL](#) [EX2024FNL](#) [FL1066](#) [T1137NLT](#) [T3012NL](#) [PE-65812FNL](#) [PE-65848FNLT](#) [H1174FNL](#) [H1302FNL](#) [H5015FNL](#) [H5019EFNL](#) [H5062FNLT](#) [CX2047LNL](#) [MGPWT-00059-P](#) [MGPWT-00266-P](#) [MGPWT-00278-P](#) [MGPWT-00431-P](#) [TTC-100](#) [TTC-143-H](#) [TTC-5032-1](#) [BX1194WNLT](#) [HX1234NLT](#) [HX5008FNLT](#) [HX5019FNL](#) [HX5084NL](#) [3-1879385-5](#) [TX1263NLT](#) [4-1879391-0](#) [T1142NL](#) [HX6101FNL](#) [HX5084FNL](#) [HX1148NL](#) [HX5020FNLT](#) [HX5014FNLT](#) [T1124NL](#)
[1879732-1](#)