
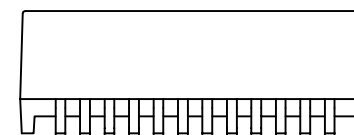



NOTES:

1. ROHS COMPLIANT
2. HEADER: THERMOSET PLASTIC MATERIAL WITH FLAMMABILITY RATING UL 94V-0 OR BETTER.
3. STORAGE TEMPERATURE: -50°C TO +125°C
4. COMPLIANCE TO J-STD:
  - A. J-STD-002: SOLDERABILITY AT 245°C REFLOW PROFILE
  - B. J-STD-020: LEVEL 1, NO MOISTURE SENSITIVE
  - C. J-STD-075: R7, 245°C MAXIMUM THROUGH REFLOW SOLDER
5. TO ORDER TAPE & REEL PACKAGING ADD A "T" SUFFIX TO THE PART NUMBER(i.e HX6098NL BECOMES HX6098NLT).

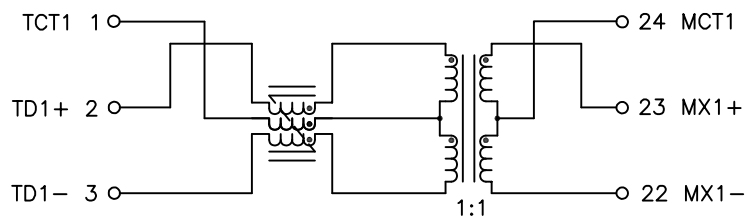


FINAL OUTLINE

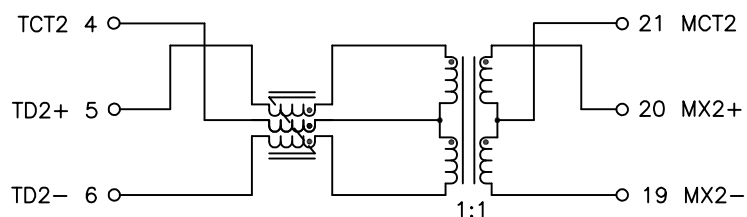
© Copyright, 2017. Pulse Electronics Corp. All rights reserved. Pulse confidential & proprietary. (04/28/17)

PRODUCT DESCRIPTION	TLA DRAWING	PS DRAWING	SHEET	PART NO.	DATASHEET REV.
MDL,SIN,1GPP,1:1,SM,TU	HX6098NL-11	PS-2473.001-A	1 OF 3	HX6098NL	D

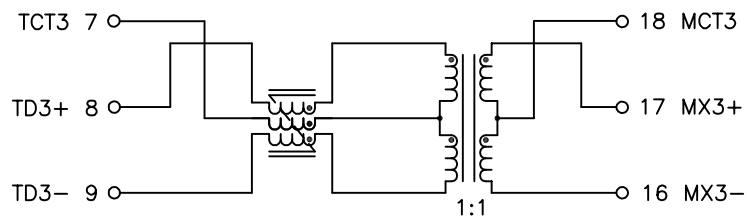
CHANNEL A



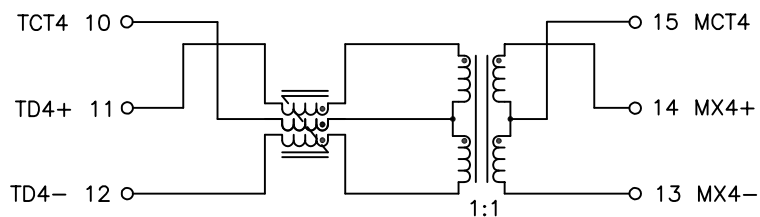
CHANNEL B



CHANNEL C



CHANNEL D



SCHEMATIC

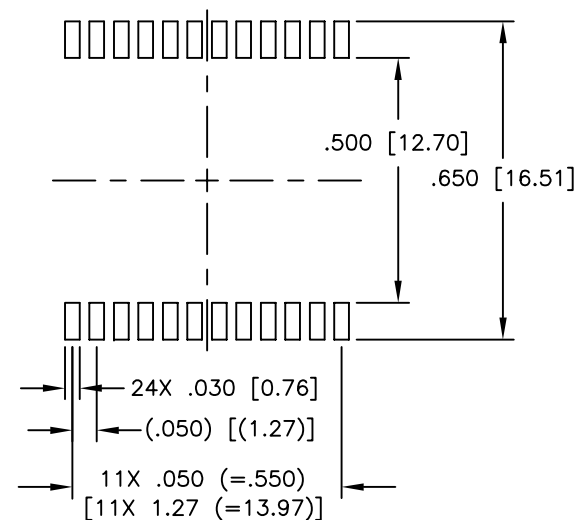
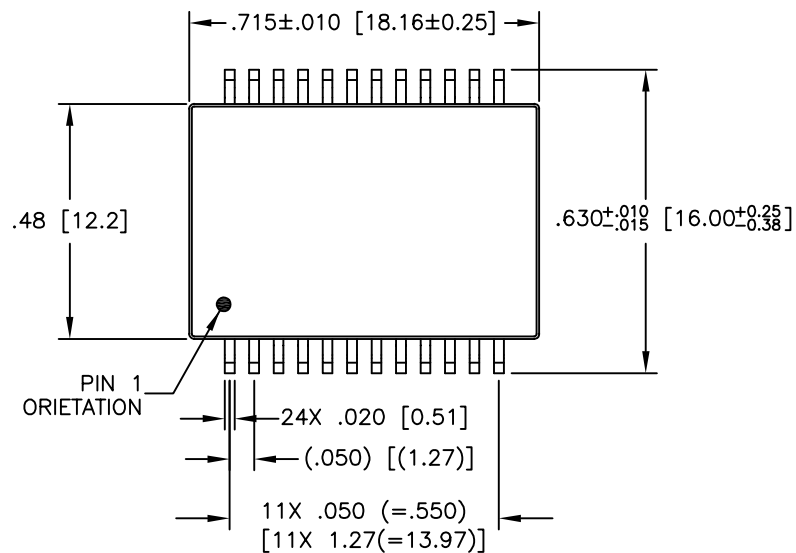
ELECTRICAL CHARACTERISTICS AT +25°C UNLESS OTHER SPECIFIED  
MEETS IEEE 802.3 SPECIFICATION

PARAMETER	SPECIFICATIONS		
OPERATING TEMPERATURE	-40°C TO +85°C		
TURNS RATIO	1.00 ± 2%		
INTERWINDING CAPACITANCE (C <sub>ww</sub> )	20 pF TYP. @ 1 MHz		
LEAKAGE INDUCTANCE (LL)	250 nH TYP. @ 100 kHz, 100 mV		
TURNS RATIO	1.00 ± 2%		
INSERTION LOSS	100 KHz	1-100 MHz	125 MHz
	-1.2 dB MAX	-1.0 dB MAX	-2.0 dB MAX
RETURN LOSS (Z OUT = 100 OHM ±15%)	1-40 MHz	40-100 MHz	
	-16 dB MIN	-10+20*LOG <sub>10</sub> (f/80 MHz) dB MIN	
INDUCTANCE (OCL) (MEDIA SIDE, -40 TO +85°C)	120 uH MIN (MEASURED AT 100 KHz, 100 mVRMS WITH 28 mA DC BIAS)		
CROSSTALK, ADJACENT CHANNELS	1 MHz	10-100 MHz	
	-50 dB MIN	-55+22*LOG <sub>10</sub> (f/10) dB MIN	
COMMON MODE REJECTION RATIO	2 MHz	30-200 MHz	
	-50 dB MIN	-15+20*LOG <sub>10</sub> (f/200) dB MIN	
DC RESISTANCE, 1/2 WINDING	.30 OHMS MAX.		
DC CURRENT/VOLTAGE RATING	1.37A MAX @ 57 V (CONTINUOUS)		
DC RESISTANCE BALANCE	±.05 OHMS MAX (CENTER TAP SYMMETRY)		
INPUT - OUTPUT ISOLATION	1500 VRMS MIN @ 60 SECONDS		

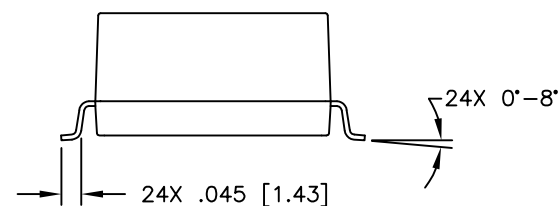
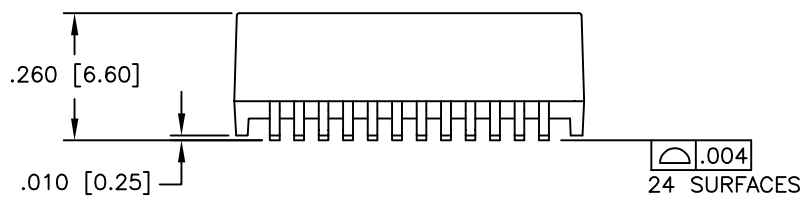
NOTE: f IS FREQUENCY IN MHZ.

© Copyright, 2017. Pulse Electronics Corp. All rights reserved. Pulse confidential & proprietary. (04/28/17)

PRODUCT DESCRIPTION	TLA DRAWING	PS DRAWING	SHEET	PART NO.	DATASHEET REV.
MDL,SIN,1GPP,1:1,SM,TU	HX6098NL-11	PS-2473.001-A	2 OF 3	HX6098NL	D



SUGGESTED LAND PATTERN



DIMENSIONS ARE IN INCHES [MILLIMETERS] WITH THE FOLLOWING TOLERANCES: [MILLIMETERS] ARE FOR REFERENCE ONLY.  
 .XX=  $\pm .02$  [±0.5]  
 .XXX=  $\pm .010$  [±0.25]

© Copyright, 2017. Pulse Electronics Corp. All rights reserved. Pulse confidential & proprietary. (04/28/17)

PRODUCT DESCRIPTION	TLA DRAWING	PS DRAWING	SHEET	PART NO.	DATASHEET REV.
MDL,SIN,1GPP,1:1,SM,TU	HX6098NL-11	PS-2473.001-A	3 OF 3	HX6098NL	D

## X-ON Electronics

Largest Supplier of Electrical and Electronic Components

*Click to view similar products for [Pulse Transformers](#) category:*

*Click to view products by [Pulse manufacturer](#):*

Other Similar products are found below :

[E4001NLT](#) [1879401-1](#) [IF-18-0269-N](#) [T1049NL](#) [PE-68023NL](#) [PH0905NL](#) [PT4163S](#) [PT5010](#) [PA0173NLT](#) [CTX02-14608](#) [PE-65457NLT](#)  
[T60403-D4721-X088](#) [H1183NLT](#) [CTX33-18971-R](#) [HM2108NLT](#) [HM0068ANLT](#) [PG1427.001NLT](#) [750031353](#) [PH9400.566NLT](#)  
[PH9400.655ANLT](#) [PH9400.655NLT](#) [PH9385.013NLT](#) [B78307A2276A003](#) [HX6096FNL](#) [HX6106NLT](#) [P0926NL](#) [HX6096NL](#) [PA3493NLT](#)  
[P0585ANL](#) [H1183NL](#) [HU4102NL](#) [PH9385.012NLT](#) [PH9400.111NLT](#) [PH9400.211NLT](#) [PH9400.233ANLT](#) [SMQC1553-6](#) [78615/9JC-R](#)  
[SMQ1553-45](#) [Q1553-45](#) [Q1553-22](#) [Q1553-21](#) [PH9400.211ANLT](#) [TGMR-360V6LF](#) [P0544](#) [PA0264NLT](#) [T60403-D4215-X014](#) [T60403-](#)  
[F4185-X035](#) [CTX02-13400](#) [CTX02-14121](#) [CTX02-14659-R](#)