






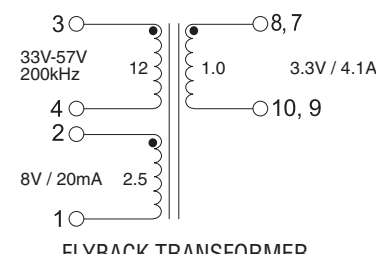
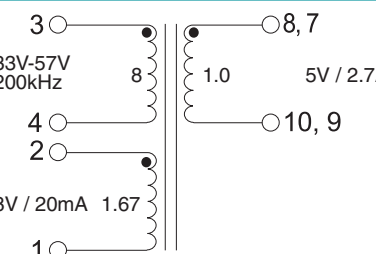
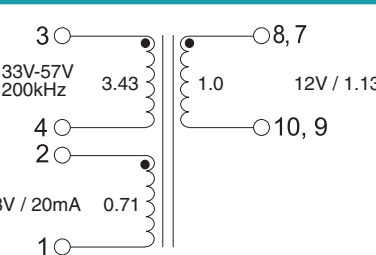
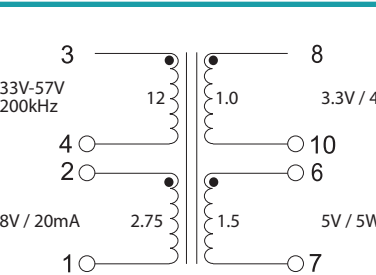
High Frequency Wire Wound Transformers

EP13 Platforms - SMT



-  **Power Range:** up to 60W
-  **Height:** 12.7mm Max
-  **Footprint:** 17.7mm x 14.0mm Max
-  **Topology:** Forward and Flyback

Electrical Specifications @ 25°C - Operating Temperature -40°C to +130°C⁵

PA1136NL	Pri. Inductance	(3-4)	126.7μH ±10%	 <p>FLYBACK TRANSFORMER</p>
	Lk. Inductance	(3-4) with (10, 9, 8, 7) shorted	7.5μH MAX	
	DCR	(3-4)	440mΩ MAX	
		(8, 7-10, 9)	6mΩ MAX	
		(2-1)	88mΩ MAX	
	Hi-Pot	Pri-Sec	1500Vrms	
	K1 Factor	1353.6		
PA1137NL	Pri. Inductance	(3-4)	126μH ±10%	 <p>FLYBACK TRANSFORMER</p>
	Lk. Inductance	(3-4) with (10, 9, 8, 7) shorted	7.5μH MAX	
	DCR	(3-4)	460mΩ MAX	
		(8, 7-10, 9)	12mΩ MAX	
		(2-1)	94mΩ MAX	
	Hi-Pot	Pri-Sec	1500Vrms	
	K1 Factor	1353.6		
PA1138NL	Pri. Inductance	(3-4)	126.7μH ±10%	 <p>FLYBACK TRANSFORMER</p>
	Lk. Inductance	(3-4) with (10, 9, 8, 7) shorted	7.5μH MAX	
	DCR	(3-4)	460mΩ MAX	
		(8, 7-10, 9)	55mΩ MAX	
		(2-1)	94mΩ MAX	
	Hi-Pot	Pri-Sec	1500Vrms	
	K1 Factor	1353.6		
PA1218NL	Pri. Inductance	(3-4)	480μH ±10%	 <p>Output power is limited to 6W maximum total FLYBACK TRANSFORMER</p>
	Lk. Inductance	(3-4) with (10, 8, 7, 6) shorted	10μH MAX	
	DCR	(3-4)	570mΩ MAX	
		(8-10)	15mΩ MAX	
		(6-7)	40mΩ MAX	
		(2-1)	325mΩ MAX	
	Hi-Pot	Pri-Sec	1500Vdc	
	K1 Factor	5128.2		

USA 858 674 8100

Germany 49 7032 7806 0

Singapore 65 6287 8998

Shanghai 86 21 62787060

China 86 755 33966678

Taiwan 886 3 4356768

High Frequency Wire Wound Transformers

EP13 Platforms - SMT



Electrical Specifications @ 25°C - Operating Temperature -40°C to +130°C⁵

PA1260NL	Pri. Inductance	(3-4)	77.4μH ±10%	<p>FLYBACK TRANSFORMER</p>
	Lk. Inductance	(3-4) with (10, 9, 8, 7) shorted	0.8μH MAX	
	DCR	(3-4)	220mΩ MAX	
		(8, 7-10, 9)	18mΩ MAX	
		(2-1)	250mΩ MAX	
	Hi-Pot	Pri-Sec	1500Vrms	
	K1 Factor	1804.2		
PA1267NL	Pri. Inductance	(4-1)	155.5μH ±10%	<p>FLYBACK TRANSFORMER</p>
	Lk. Inductance	(4-1) with (10, 9, 8, 7) shorted	5μH MAX	
	DCR	(4-1)	330mΩ MAX	
		(7, 8-9, 10)	11mΩ MAX	
		(5-2)	650mΩ MAX	
	Hi-Pot	Pri-Sec	1500Vrms	
	K1 Factor	2215.1		
PA1269NL	Pri. Inductance	(3-4)	77.4μH ±10%	<p>FLYBACK TRANSFORMER</p>
	Lk. Inductance	(3-4) with (10, 9, 8, 7) shorted	0.8μH MAX	
	DCR	(3-4)	100mΩ MAX	
		(8, 7-10, 9)	6.5mΩ MAX	
		(2-1)	270mΩ MAX	
	Hi-Pot	Pri-Sec	1500Vrms	
	K1 Factor	1804.2		
PA1276NL	Pri. Inductance	(3-4)	77.4μH ±10%	<p>FLYBACK TRANSFORMER</p>
	Lk. Inductance	(3-4) with (10, 9, 8, 7) shorted	0.8μH MAX	
	DCR	(3-4)	100mΩ MAX	
		(8, 7-10, 9)	6.5mΩ MAX	
		(2-1)	270mΩ MAX	
	Hi-Pot	Pri-Sec	1500Vdc	
	K1 Factor	1804.2		
PA1309NL	Pri. Inductance	(3-4)	16.4μH ±10%	<p>FLYBACK TRANSFORMER</p>
	Lk. Inductance	(3-4) with (10, 9, 8, 7) shorted	0.7μH MAX	
	DCR	(3-4)	38mΩ MAX	
		(8, 7-10, 9)	10mΩ MAX	
		(2-1)	200mΩ MAX	
	Hi-Pot	Pri-Sec	1500Vrms	
	K1 Factor	599.0		

High Frequency Wire Wound Transformers

EP13 Platforms - SMT



Electrical Specifications @ 25°C - Operating Temperature -40°C to +130°C

PA1367NL	Pri. Inductance	(3, 4-2, 1)	66.1μH ±10%	
	Lk. Inductance	(3, 4-2, 1) with (10, 9, 8, 7) shorted	1.0μH MAX	
	DCR	(3, 4-2, 1)	82mΩ MAX	
		(7, 9)	12mΩ MAX	
		(8-10)	97mΩ MAX	
	Hi-Pot	Pri-Sec	1500Vrms	
	KI Factor	57.0		
				FORWARD TRANSFORMER
PA1460NL	Pri. Inductance	(3, 4)	40μH ±10%	
	Lk. Inductance	(3, 4) with (10, 9, 8, 7) shorted	2.5μH MAX	
	DCR	(3, 4)	95mΩ MAX	
		(8, 7-10, 9)	28mΩ MAX	
		(2-1)	66mΩ MAX	
	Hi-Pot	Pri-Sec	1650Vrms	
	KI Factor	1025.6		
				FLYBACK TRANSFORMER
PA1528NL	Pri. Inductance	(3, 4)	28.9μH ±10%	
	Lk. Inductance	(3, 4) with (10, 9, 8, 7) shorted	1μH MAX	
	DCR	(3, 4)	58mΩ MAX	
		(8, 7-10, 9)	27mΩ MAX	
		(2-1)	55mΩ MAX	
	Hi-Pot	Pri-Sec	1500Vrms	
	KI Factor	871.8		
				FLYBACK TRANSFORMER
PA1528ANL	Pri. Inductance	(3, 4)	28.9μH ±10%	
	Lk. Inductance	(3, 4) with (10, 9, 8, 7) shorted	1μH MAX	
	DCR	(3, 4)	58mΩ MAX	
		(8, 7-10, 9)	27mΩ MAX	
		(2-1)	77mΩ MAX	
	Hi-Pot	Pri-Sec	1500Vdc	
	KI Factor	871.8		
				FLYBACK TRANSFORMER
PA1576NL	Pri. Inductance	(3, 4)	230.4μH ±30%	
	Lk. Inductance	(3, 4) with (10, 9, 8, 7) shorted	1.5μH MAX	
	DCR	(3, 4)	36mΩ MAX	
		(8, 7-10, 9)	3.5mΩ MAX	
		(2-1)	58mΩ MAX	
	Hi-Pot	Pri-Sec	1500Vrms	
	KI Factor	42.7		
				FORWARD TRANSFORMER

High Frequency Wire Wound Transformers

EP13 Platforms - SMT




Electrical Specifications @ 25°C - Operating Temperature -40°C to +130°C⁵

PA1577NL	Pri. Inductance	(3-4)	230.4μH ±60%	<p>FORWARD TRANSFORMER</p>
	Lk. Inductance	(3-4) with (10, 9, 8, 7) shorted	1.5μH MAX	
	DCR	(3, 4)	36mΩ MAX	
		(7-9)=(8-10)	54mΩ MAX	
		(2-1)	55mΩ MAX	
	Hi-Pot	Pri-Sec	1500Vrms	
	KI Factor	42.7		
PA1769NL	Pri. Inductance	(3, 4)	6.7μH ±7%	<p>FLYBACK TRANSFORMER</p>
	Lk. Inductance	(3, 4) with (10, 9, 8, 7) shorted	0.65μH MAX	
	DCR	(3, 4)	25mΩ MAX	
		(8, 7-10, 9)	6.5mΩ MAX	
		(2-1)	115mΩ MAX	
	Hi-Pot	Pri-Sec	1500Vrms	
	KI Factor	381.8		
PA1861NL	Pri. Inductance	(1, 4)	115.5μH ±7%	<p>FLYBACK TRANSFORMER</p>
	Lk. Inductance	(1, 4) with (10, 9, 8, 7) shorted	0.65μH MAX	
	DCR	(1, 4)	330mΩ MAX	
		(7, 8-9, 10)	11mΩ MAX	
		(5-2)	460mΩ MAX	
	Hi-Pot	Pri-Sec	1500Vrms	
	KI Factor	1645.3		
PA2070NL	Pri. Inductance	(5-4)	164μH ±10%	<p>FLYBACK TRANSFORMER</p>
	Lk. Inductance	(5-4) with (10, 9, 8, 7) shorted	3μH MAX	
	DCR	(5-4)	292mΩ MAX	
		(7, 8-9, 10)	8.5mΩ MAX	
		(2-1)	60mΩ MAX	
	Hi-Pot	Pri-Sec	1500Vdc	
	KI Factor	2628.2		
PA2086NL	Pri. Inductance	(2-3)	164μH ±10%	<p>FLYBACK TRANSFORMER</p>
	Lk. Inductance	(2-3) with (10, 9, 8, 7) shorted	3μH MAX	
	DCR	(2-3)	292mΩ MAX	
		(5-4)	64mΩ MAX	
		(9-10)	17mΩ MAX	
		(7-8)	100mΩ MAX	
	Hi-Pot	Pri-Sec	1500Vrms	
	KI Factor	2628.2		

High Frequency Wire Wound Transformers

EP13 Platforms - SMT




Electrical Specifications @ 25°C - Operating Temperature -40°C to +130°C

PA2114NL	Pri. Inductance	(2-3)	164μH ±10%	<p>FLYBACK TRANSFORMER</p>
	Lk. Inductance	(2-3) with (10, 9, 8, 7) shorted	3μH MAX	
	DCR	(2-3)	300mΩ MAX	
		(5-4)	64mΩ MAX	
		(9-1)	30mΩ MAX	
		(7-8)	165mΩ MAX	
	Hi-Pot	Pri-Sec	1500Vrms	
	K1 Factor	2628.2		
PA2194NL	Pri. Inductance	(1-2)	617.4μH ±28%	<p>FORWARD TRANSFORMER</p>
	Lk. Inductance	(1-2) with (10, 9, 7, 6, 5, 4) shorted	2μH MAX	
	DCR	(1-2)	80mΩ MAX	
		(9, 10-6, 7)	30mΩ MAX	
		(4-5)	4mΩ MAX	
	Hi-Pot	Pri-Sec	1500Vrms	
	K1 Factor	24.4		
PA2204NL	Pri. Inductance	(2, 3-4, 5)	5μH ±10%	<p>FLYBACK TRANSFORMER</p>
	Lk. Inductance	(2, 3-4, 5) with (10, 9, 8, 7) shorted	0.25μH MAX	
	DCR	(2, 3-4, 5)	20mΩ MAX	
		(8, 7-10, 9)	10.3mΩ MAX	
	Hi-Pot	Pri-Sec	1500Vrms	
PA2221NL	Pri. Inductance	(5-4)	152μH ±10%	<p>FLYBACK TRANSFORMER</p>
	Lk. Inductance	(5-4) with (10, 9, 8, 7) shorted	4μH MAX	
	DCR	(5-4)	280mΩ MAX	
		(7, 8-9, 10)	5.2mΩ MAX	
		(2-1)	67mΩ MAX	
	Hi-Pot	Pri-Sec	1500Vdc	
PA2271NL	Pri. Inductance	(3-4)	10μH ±10%	<p>FLYBACK TRANSFORMER</p>
	Lk. Inductance	(3-4) with (10, 9, 8, 7) shorted	1μH MAX	
	DCR	(3-4)	23mΩ MAX	
		(8, 7-10, 9)	6.7mΩ MAX	
		(2-1)	54mΩ MAX	
	Hi-Pot	Pri-Sec	1500Vdc	
PA2271NL	K1 Factor	512.8		

High Frequency Wire Wound Transformers

EP13 Platforms - SMT




Electrical Specifications @ 25°C - Operating Temperature -40°C to +130°C³

PA2328NL	Pri. Inductance	(1-2)	100μH ±10%	<p>FORWARD TRANSFORMER</p>
	Lk. Inductance	(1-2) with (10, 9, 6, 5, 4) shorted	0.875μH MAX	
	DCR	(1-2)	210mΩ MAX	
		(6, 7-9, 10)	9mΩ MAX	
		(4-5)	580mΩ MAX	
	Hi-Pot	Pri-Sec	1500Vrms	
	K1 Factor	18.3		
PA2367NL	Pri. Inductance	(2-1)	85μH ±10%	<p>FLYBACK TRANSFORMER</p>
	Lk. Inductance	(2-1) with (10, 9, 7, 6, 5, 4) shorted	0.75μH MAX	
	DCR	(2-1)	325mΩ MAX	
		(9, 10-6, 7)	25.5mΩ MAX	
		(4-5)	815mΩ MAX	
	Hi-Pot	Pri-Sec	1500Vrms	
	K1 Factor	1614.4		
PA2369NL	Pri. Inductance	(5-3)	37μH ±10%	<p>FLYBACK TRANSFORMER</p>
	Lk. Inductance	(5-3) with (6, 7, 9, 10) shorted	0.75μH MAX	
	DCR	(5-3)	89mΩ MAX	
		(6, 7-9, 10)	6.2mΩ MAX	
		(2-1)	84mΩ MAX	
	Hi-Pot	Pri-Sec	1500Vrms	
	K1 Factor	948.7		
PA2417NL	Pri. Inductance	(1-2)	530μH ±28%	<p>FORWARD TRANSFORMER</p>
	Lk. Inductance	(1-2) with (10, 9, 7, 6, 5, 4) shorted	0.5μH MAX	
	DCR	(1-2)	75mΩ MAX	
		(6, 7-9, 10)	6.5mΩ MAX	
		(4-5)	886mΩ MAX	
	Hi-Pot	Pri-Sec	1500Vdc	
	K1 Factor	25.6		
PA2431NL	Pri. Inductance	(1-2)	429.3μH ±28%	<p>FORWARD TRANSFORMER</p>
	Lk. Inductance	(1-2) with (10, 9, 7, 6, 5, 4) shorted	0.5μH MAX	
	DCR	(1-2)	68mΩ MAX	
		(6, 7-9, 10)	6.75mΩ MAX	
		(4-5)	970mΩ MAX	
	Hi-Pot	Pri-Sec	1500Vdc	
	K1 Factor	28.5		

High Frequency Wire Wound Transformers

EP13 Platforms - SMT



Electrical Specifications @ 25°C - Operating Temperature -40°C to +130°C⁵

PA2437NL	Pri. Inductance	(1-4) with (3-2) shorted	80µH ±10%	
	Lk. Inductance	(1-4) with (3-2) and (9-10) shorted	2µH MAX	
	DCR	(1-3)	47mΩ MAX	
		(2-4)	58mΩ MAX	
		(6-7)	155mΩ MAX	
		(8-10)	12mΩ MAX	
	Hi-Pot	Pri-Sec	1500Vrms	
	K1 Factor	1709.4		FORWARD TRANSFORMER
PA2466NL	Pri. Inductance	(5-3)	37µH ±10%	
	Lk. Inductance	(5-3) with (6, 7, 9, 10) shorted	0.75µH MAX	
	DCR	(5-3)	89mΩ MAX	
		(6, 7-9, 10)	4.6mΩ MAX	
		(2-1)	96mΩ MAX	
	Hi-Pot	Pri-Sec	1500Vrms	
	K1 Factor	948.7		FLYBACK TRANSFORMER
PA2467NL	Pri. Inductance	(5-3)	37µH ±10%	
	Lk. Inductance	(5-3) with (6, 7, 9, 10) shorted	0.75µH MAX	
	DCR	(5-3)	89mΩ MAX	
		(6, 7-9, 10)	4.6mΩ MAX	
		(2-1)	96mΩ MAX	
	Hi-Pot	Pri-Sec	1500Vrms	
	K1 Factor	948.7		FLYBACK TRANSFORMER
PA2649NL	Pri. Inductance	(1-2)	100.5µH ±10%	
	Lk. Inductance	(1-2) with (4, 5, 6, 7, 8, 9, 10) shorted	0.88µH MAX	
	DCR	(1-2)	110mΩ MAX	
		(6, 7-9, 10)	40mΩ MAX	
		(4-5)	561mΩ MAX	
	Hi-Pot	Pri-Sec	1500Vdc	
	K1 Factor	22.3		FORWARD TRANSFORMER
PA2669NL	Pri. Inductance	(1-2)	17.3µH ±10%	
	Lk. Inductance	(1-2) with (6, 7, 9, 10) shorted	0.28µH MAX	
	DCR	(1-2)	42mΩ MAX	
		(6, 7-9, 10)	12.6mΩ MAX	
		(5-4)	99mΩ MAX	
	Hi-Pot	Pri-Sec	1500Vdc	
	K1 Factor	739.3		FORWARD TRANSFORMER

High Frequency Wire Wound Transformers

EP13 Platforms - SMT



Electrical Specifications @ 25°C - Operating Temperature -40°C to +130°C⁵

PA2725NL	Pri. Inductance	(5-4)	139.5μH ±10%	
	Lk. Inductance	(5-4) with (7, 8, 9, 10) shorted	1.1μH MAX	
	DCR	(5-4)	265mΩ MAX	
		(7-9)	23mΩ MAX	
		(8-10)	40mΩ MAX	
		(2-1)	110mΩ MAX	
	Hi-Pot	Pri-Sec	1500Vrms	
	K1 Factor	2384.6		FORWARD TRANSFORMER
PA2945NL	Pri. Inductance	(1-2)	100μH ±10%	
	Lk. Inductance	(1-2) with (4, 5, 6, 7, 8, 9, 10) shorted	0.3μH MAX	
	DCR	(1-2)	27.5mΩ MAX	
		(6, 7-9, 10)	52mΩ MAX	
		(4-5)	295mΩ MAX	
	Hi-Pot	Pri-Sec	1500Vrms	
	K1 Factor	42.7		FLYBACK TRANSFORMER
PA3171NL	Pri. Inductance	(1-3)	100μH ±10%	
	Lk. Inductance	(1-3) with (6, 7, 8, 9) shorted	1μH MAX	
	DCR	(1-3)	190mΩ MAX	
		(6-7)-(8-9)	28mΩ MAX	
		(5-4)	500mΩ MAX	
	Hi-Pot	Pri-Sec	500Vrms	
	K1 Factor	1831.5		FLYBACK TRANSFORMER <small>* Please note this part has an alternate pin-out. Please see note 5.</small>
PA3242NL	Pri. Inductance	(1-10)	220μH ±10%	
	Lk. Inductance	(1-10) with (2, 3, 4, 5, 6, 7, 8, 9) shorted	1.6μH MAX	
	DCR	(1-10)	230mΩ MAX	
		(2-9)=(3-8)	17.5mΩ MAX	
		(4-7)	50mΩ MAX	
		(5-6)	50mΩ MAX	
	Hi-Pot	Pri-Sec	1000Vdc	
	K1 Factor	3760.7		FORWARD TRANSFORMER
PA3342NL	Pri. Inductance	(2-3)	90μH ±10%	
	Lk. Inductance	(2-3) with (10, 9, 8, 7) shorted	2μH MAX	
	DCR	(2-3)	300mΩ MAX	
		(5-4)	120mΩ MAX	
		(9-10)	40mΩ MAX	
		(7-8)	27mΩ MAX	
	Hi-Pot	Pri-Sec	1500Vdc	
	K1 Factor	1442.3		FORWARD TRANSFORMER

High Frequency Wire Wound Transformers

EP13 Platforms - SMT



Electrical Specifications @ 25°C - Operating Temperature -40°C to +130°C³

PA3371NL	Pri. Inductance	(4-5)	31μH ±10%	
	Lk. Inductance	(4-5) with (1, 2, 3, 6, 7, 8, 9, 10) shorted	0.5μH MAX	
	DCR	(4-5)	100mΩ MAX	
		(6-8)=(7-9)	13mΩ MAX	
		(1-10)	83.5mΩ MAX	
		(3-2)	155mΩ MAX	
	Hi-Pot	Pri-Sec	1500Vrms	
	K1 Factor	794.9		FORWARD TRANSFORMER
PA3519NL	Pri. Inductance	(1-3)	73.5μH ±10%	
	Lk. Inductance	(1-2) with (4, 5, 6, 7, 8, 9) shorted	0.6μH MAX	
	DCR	(1-3)	113mΩ MAX	
		(6-7)	15mΩ MAX	
		(8-9)	31mΩ MAX	
		(5-4)	180mΩ MAX	
	Hi-Pot	Pri-Sec	1500Vrms	
	K1 Factor	1570.5		FLYBACK TRANSFORMER
				* Please note this part has an alternate pin-out. Please see note 5.
PA3642NL	Pri. Inductance	(1-3)	37.9μH ±10%	
	Lk. Inductance	(1-3) with (4, 5, 6, 7, 8, 9) shorted	0.4μH MAX	
	DCR	(1-3)	101mΩ MAX	
		(6-7)	14mΩ MAX	
		(8-9)	26mΩ MAX	
		(5-4)	92mΩ MAX	
	Hi-Pot	Pri-Sec	1500Vrms	
	K1 Factor	1079.8		FLYBACK TRANSFORMER
				* Please note this part has an alternate pin-out. Please see note 5.
PA4065NL	Pri. Inductance	(1-2)	100.5μH ±10%	
	Lk. Inductance	(1-2) with (4, 5, 6, 7, 8, 9, 10) shorted	0.88μH MAX	
	DCR	(1-2)	75mΩ MAX	
		(6, 7-9, 10)	40mΩ MAX	
		(4-5)	410mΩ MAX	
	Hi-Pot	Pri-Sec	1500Vrms	
	K1 Factor	27.0		FORWARD TRANSFORMER

High Frequency Wire Wound Transformers

EP13 Platforms - SMT

Notes:

1. The temperature of the component (ambient plus temperature rise) must be within the stated operating temperature range.
2. The above transformers and inductors have been tested and approved by Pulse's power IC partners and are sited in the appropriate datasheet or evaluation board documentation at these companies. To determine which IC and IC partners are matched with the above Pulse part numbers please consult the IC Cross Reference on the Pulse website.
3. For flyback topology applications, it is necessary to ensure that the transformer will not saturate in the application. The peak flux density (Bpk) should remain below 2700Gauss. To calculate the peak density, use the following formula:

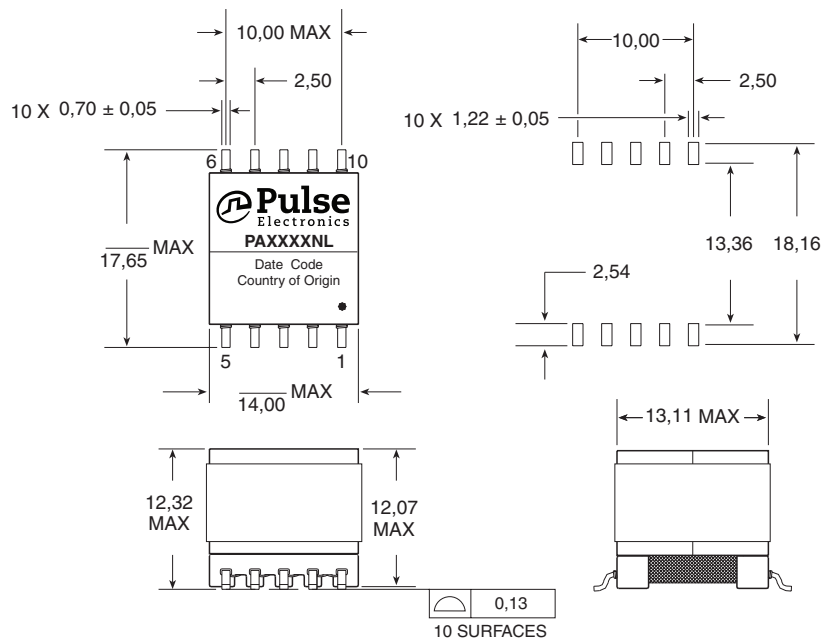
$$B_{pk} \text{ (Gauss)} = K1_Factor * I_{pk} \text{ (A)}$$
4. In high volt-sec applications, it is important to calculate the core loss of the transformer. Approximate transformer core loss can be calculated as:

$$CoreLoss \text{ (W)} = 2.5E-14 * (Freq_kHz)^{1.63} * (\Delta B_Gauss)^{2.63}$$
 where ΔB can be calculated as:
 For Flyback Topology: $\Delta B = K1_Factor * (A)$
 For Forward Topology: $\Delta B = K1_Factor * Volt-\mu sec$

5. The standard pin-numbering for this package is indicated in the below mechanical drawing showing pin 1 on the lower right corner and the numbers proceeding clock wise to pin 10 on the upper right corner. However, for those parts that are indicated as having an alternate pinout, pin 1 is in the lower left corner and the numbers proceed counter-clockwise to pin 10 in the upper left corner.
6. Optional Tape & Reel packaging can be ordered by adding a "T" suffix to the part number (i.e. PA1136NL becomes PA1136NLT). Pulse complies with industry standard tape and reel specification EIA481. The tape and reel for this product has a width (W=32mm), pitch (Po=24mm) an depth (Ko=13.2mm).
7. The "NL" suffix indicates an RoHS-compliant part number. Non-NL suffixed parts are not necessarily RoHS compliant, but are electrically and mechanically equivalent to NL versions. If a part number does not have the "NL" suffix, but an RoHS compliant version is required, please contact Pulse for availability.

Mechanical

PAXXXNL



For More Information

Pulse Worldwide Headquarters

12220 World Trade Drive
San Diego, CA 92128
U.S.A.

Tel: 858 674 8100
Fax: 858 674 8262

Pulse Europe

Einsteinstrasse 1
D-71083 Herrenberg
Germany

Tel: 49 7032 7806 0
Fax: 49 7032 7806 135

Pulse China Headquarters

B402, Shenzhen Academy of
Aerospace Technology Bldg.
10th Kejinan Road
High-Tech Zone
Nanshan District
Shenzhen, PR China 518057
Tel: 86 755 33966678
Fax: 86 755 33966700

Pulse North China

Room 2704/2705
Super Ocean Finance Ctr.
2067 Yan An Road West
Shanghai 200336
China

Tel: 86 21 62787060
Fax: 86 2162786973

Pulse South Asia

135 Joo Seng Road
#03-02
PM Industrial Bldg.
Singapore 368363

Tel: 65 6287 8998
Fax: 65 6287 8998

Pulse North Asia

3F, No. 198
Zhongyuan Road
Zhongli City
Taoyuan County 320
Taiwan R. O. C.
Tel: 886 3 4356768
Fax: 886 3 4356823 (Pulse)
Fax: 886 3 4356820 (FRE)

Performance warranty of products offered on this data sheet is limited to the parameters specified. Data is subject to change without notice. Other brand and product names mentioned herein may be trademarks or registered trademarks of their respective owners. © Copyright, 2015. Pulse Electronics, Inc. All rights reserved.

X-ON Electronics

Largest Supplier of Electrical and Electronic Components

Click to view similar products for [Power Transformers](#) category:

Click to view products by [Pulse](#) manufacturer:

Other Similar products are found below :

[ET-030A](#) [F-102X](#) [F-120X](#) [F-14X-1](#) [F-181U](#) [F-18A](#) [F-199U](#) [F-19X](#) [F-202U](#) [F-204U](#) [F-206U](#) [F-227X](#) [F-238U](#) [F-239U-1](#) [F-23U](#) [F24-250-B](#)
[F-242U](#) [F-245U](#) [F-264U](#) [F-265U](#) [F-267U](#) [F-281U](#) [F-283U](#) [F-290X](#) [F-295Z](#) [F-296Z](#) [F-298Z](#) [F-3143P](#) [F-3298Z](#) [F-33U](#) [F-346X](#) [F-35U](#) [F-](#)
[364U](#) [F-392A](#) [F-395X](#) [F-397U](#) [F-412X](#) [F-47U](#) [F-55X-1](#) [F-60U](#) [F-68U](#) [F-71U](#) [F-72Z](#) [F-74U](#) [F-83A](#) [F-84AC](#) [F-85U](#) [F-86U](#) [F-9U](#) [PCT-02](#)