








SMT Power Inductors

High Current Molded Power Inductor - PA4341.XXXANLT Series



-  **Height:** 3.0mm Max
-  **Footprint:** 7.4mm x 6.8mm Max
-  **Current Rating:** up to 30.0A
-  **Inductance Range:** 0.15uH to 22.0uH
-  Shielded construction and compact design
-  High current, low DCR, and high efficiency
-  Minimized acoustic noise and minimized leakage flux

Electrical Specifications @ 25°C - Operating Temperature -55°C to +155°C

Part Number	Inductance ⁵ 100KHz, 1V uH±20%	Rated Current A	DC Resistance		Saturation Current A
			TYP.	MAX.	
			mΩ	mΩ	
PA4341.151ANLT	0.15*	30	1.7	2.1	40
PA4341.221ANLT	0.22	23	2.0	2.5	34
PA4341.331ANLT	0.33	21	2.8	3.4	25
PA4341.361ANLT	0.36	20	3.3	3.9	24
PA4341.471ANLT	0.47	18	3.4	4	20
PA4341.561ANLT	0.56	16.5	3.9	4.5	18
PA4341.681ANLT	0.68	16	4.7	5.3	17
PA4341.821ANLT	0.82	14	5.4	6	16
PA4341.102ANLT	1.0	12	6.7	7.4	15
PA4341.122ANLT	1.2	10	7.7	9.5	14
PA4341.152ANLT	1.5	10	10.2	12.1	14
PA4341.222ANLT	2.2	8	13.5	15	10
PA4341.272ANLT	2.7	7.2	17.3	20	9.8
PA4341.332ANLT	3.3	6.5	19	22	9.5
PA4341.472ANLT	4.7	5.5	28	33	6.5
PA4341.562ANLT	5.6	5.5	39	42	6
PA4341.682ANLT	6.8	4.5	43	50	6
PA4341.822ANLT	8.2	4.5	54	60	6
PA4341.103ANLT	10	4	62	68	5.5
PA4341.153ANLT	15	3	110	140	4.5
PA4341.223ANLT	22	2.5	150	190	3

SMT Power Inductors

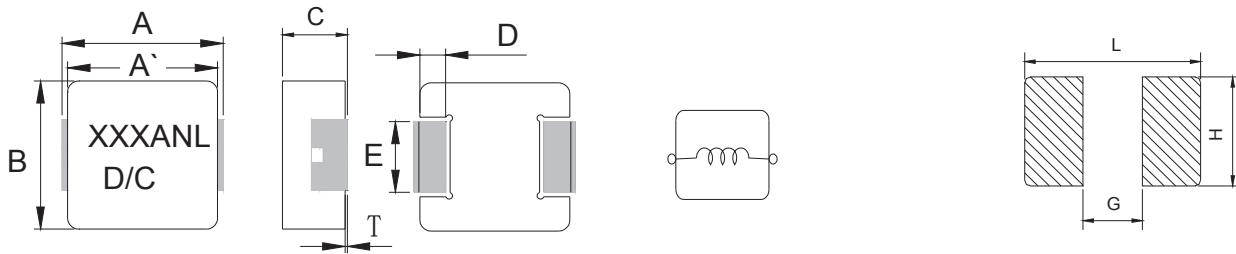
High Current Molded Power Inductor - PA4341.XXXANLT Series



- Notes:**
1. Actual temperature of the component during system operation (ambient plus temperature rise) must be within the standard operating range.
 2. The saturation current is the current at which the initial inductance drops approximately 30% at the stated ambient temperature. This current is determined by placing the component in the specified ambient environment and applying a short duration pulse current (to eliminate self-heating effect) to the component.
 3. The rated current is the DC current required to raise the component temperature by approximately 40 °C. Take note that the components' performance varies depending on the system condition. It is suggested that the component be tested at the system level, to verify the temperature rise of the component during system operation.
 4. The part temperature (ambient+temp rise) should not exceed 155 °C under worst case operating conditions. Circuit design, PCB trace size and thickness, airflow and other cooling provisions all affect the part temperature. Part temperature should be verified in the end application.
 5. Inductance tolerance is ±20% for all parts except PA4341.151ANLT which is ±30%.
 6. Parts shown in bold are standard catalog parts and are available through sample stock and distribution. Parts in lighter font are available but are not necessarily held in sample stock or distribution **and lead times may be longer**. Please contact Pulse for availability.

Mechanical

PA4341.XXXNLT



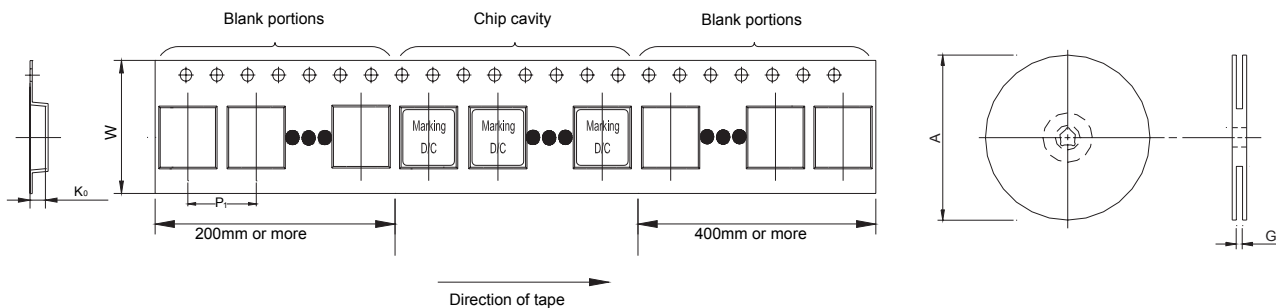
Final Layout

SUGGESTED PAD LAYOUT

Series	A	A'	B	C	D	E	T	L	G	H
PA4341.XXXANLT	7.1±0.3	6.4±0.3	6.6±0.2	2.8±0.2	1.6±0.3	3.0±0.2	0-0.15	8.0	3.7	3.4

All Dimensions in mm.

TAPE & REEL INFO



SURFACE MOUNTING TYPE, REEL/TAPE LIST

	REEL SIZE (mm)		TAPE SIZE (mm)			QTY
	A	G	P ₁	W	K ₀	PCS/REEL
PA4341.XXXANLT	Ø330	16.4+2/-0	12.0±0.1	16±0.3	3.3±0.1	1000

SMT Power Inductors

High Current Molded Power Inductor - PA4341.XXXANLT Series



For More Information

Pulse Worldwide Headquarters

15255 Innovation Drive Ste 100
San Diego, CA 92128
U.S.A.

Tel: 858 674 8100
Fax: 858 674 8262

Pulse Europe

Pulse Electronics GmbH
Am Rottland 12
58540 Meinerzhagen
Germany

Tel: 49 2354 777 100
Fax: 49 2354 777 168

Pulse China Headquarters

Pulse Electronics (ShenZhen) CO., LTD
D708, Shenzhen Academy of
Aerospace Technology,
The 10th Keji South Road,
Nanshan District, Shenzhen,
P.R. China 518057

Tel: 86 755 33966678
Fax: 86 755 33966700

Pulse North China

Room 2704/2705
Super Ocean Finance Ctr.
2067 Yan An Road West
Shanghai 200336
China

Tel: 86 21 62787060
Fax: 86 2162786973

Pulse South Asia

3 Fraser Street
0428 DUO Tower
Singapore 189352

Tel: 65 6287 8998
Fax: 65 6280 0080

Pulse North Asia

1F., No.111 Xiyuan Rd
Zhongli City
Taoyuan City 32057
Taiwan (R.O.C)

Tel: 886 3 4356768
Fax: 886 3 4356820

Performance warranty of products offered on this data sheet is limited to the parameters specified. Data is subject to change without notice. Other brand and product names mentioned herein may be trademarks or registered trademarks of their respective owners. © Copyright, 2018. Pulse Electronics, Inc. All rights reserved.

X-ON Electronics

Largest Supplier of Electrical and Electronic Components

Click to view similar products for [Fixed Inductors](#) category:

Click to view products by [Pulse manufacturer](#):

Other Similar products are found below :

[CR32NP-100KC](#) [CR43NP-680KC](#) [CR54NP-820KC](#) [CR54NP-8R5MC](#) [CTX32CT-100](#) [70F224AI](#) [MGDQ4-00004-P](#) [MHL1ECTTP18NJ](#)
[MHL1JCTTD12NJ](#) [PE-51506NL](#) [PE-53601NL](#) [PE-53602NL](#) [PE-53630NL](#) [PE-53824SNLT](#) [PE-62892NL](#) [PE-92100NL](#) [PG0434.801NLT](#)
[PG0936.113NLT](#) [9310-16](#) [PM06-2N7](#) [PM06-39NJ](#) [A01TK](#) [1206CS-471XJ](#) [HC2-2R2TR](#) [HC2LP-R47-R](#) [HC3-2R2-R](#) [1206CS-151XG](#)
[RCH664NP-140L](#) [RCH664NP-4R7M](#) [RCH8011NP-221L](#) [RCP1317NP-332L](#) [RCP1317NP-391L](#) [RCR1010NP-470M](#) [RCR110DNP-331L](#)
[DH2280-4R7M](#) [DS1608C-106](#) [ASPI-4020HI-R10M-T](#) [B10TJ](#) [B82477P4333M](#) [B82498B3101J000](#) [B82498B3680J000](#) [ELJ-RE27NJF2](#)
[1812CS-153XJ](#) [1812CS-183XJ](#) [1812CS-223XJ](#) [1812LS-104XJ](#) [1812LS-105XJ](#) [1812LS-124XJ](#) [1812LS-154XJ](#) [1812LS-223XJ](#)