

# SMT Power Inductor

High Current Molded Power Inductor - PA4344.XXXNLT & PM4344.XXXNLT Series



- Ⓢ **Height:** 7.0mm Max
- Ⓢ **Footprint:** 17.7mm x 17.2mm Max
- Ⓢ **Current Rating:** up to 52.0A
- Ⓢ **Inductance Range:** 1.0uH to 100uH
- Ⓢ Shielded construction and compact design
- Ⓢ High current, low DCR, and high efficiency
- Ⓢ Minimized acoustic noise and minimized leakage flux
- Ⓢ 200Vdc Isolation between terminal and core
- Ⓢ Available in Commercial (PA) and Automotive (PM) grades

Electrical Specifications @ 25°C - Operating Temperature -55°C to +125°C

Commercial <sup>6,7</sup>	Automotive <sup>6,7</sup>	Inductance <sup>5</sup> 100KHz, 1V  uH±20%	Rated <sup>5</sup> Current  A	DC Resistance		Saturation <sup>2</sup> Current  A
				TYP.	MAX.	
				mΩ	mΩ	
PA4344.102NLT	PM4344.102NLT	1.0	52	1.6	2	60
PA4344.132NLT	PM4344.132NLT	1.3	49	1.7	2.3	54
PA4344.152NLT	PM4344.152NLT	1.5	47	2	2.5	52
PA4344.222NLT	PM4344.222NLT	2.2	43.5	2.4	2.7	47
PA4344.332NLT	PM4344.332NLT	3.3	28	3.5	3.9	45
PA4344.472NLT	PM4344.472NLT	4.7	25	4.8	5.5	41
PA4344.562NLT	PM4344.562NLT	5.6	21	5.8	7.05	40
PA4344.682NLT	PM4344.682NLT	6.8	19	8.4	9.2	32
PA4344.822NLT	PM4344.822NLT	8.2	18	9.6	10.8	25
PA4344.103NLT	PM4344.103NLT	10	16.5	11.8	13	24
PA4344.153NLT	PM4344.153NLT	15	12.5	17.8	20.5	23
PA4344.223NLT	PM4344.223NLT	22	12	25.1	26.5	18
PA4344.333NLT	PM4344.333NLT	33	10.7	38	44	15
PA4344.393NLT	PM4344.393NLT	39	9.2	40	48	11
PA4344.473NLT	PM4344.473NLT	47	8.7	48	55	9.5
PA4344.563NLT	PM4344.563NLT	56	7.8	54	62	9
PA4344.683NLT	PM4344.683NLT	68	7	68	80	8
PA4344.104NLT	PM4344.104NLT	100	5.3	102	118	6.5

# SMT Power Inductor

High Current Molded Power Inductor - PA4344.XXXNLT & PM4344.XXXNLT Series

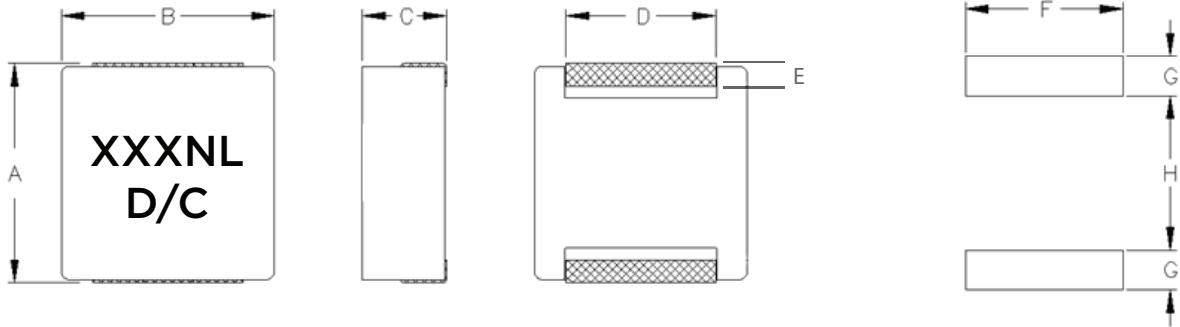


POWER

- Notes:**
- Actual temperature of the component during system operation (ambient plus temperature rise) must be within the standard operating range.
  - The saturation current I is the current at which the initial inductance drops approximately 30% at the stated ambient temperature. This current is determined by placing the component in the specified ambient environment and applying a short duration pulse current (to eliminate self-heating effect) to the component.
  - The rated current is the DC current required to raise the component temperature by approximately 40 °C. Take note that the components' performance varies depending on the system condition. It is suggested that the component be tested at the system level, to verify the temperature rise of the component during system operation.
  - The part temperature (ambient+temp rise) should not exceed 125 °C under worst case operating conditions. Circuit design, PCB trace size and thickness, airflow and other cooling provisions all affect the part temperature. Part temperature should be verified in the end application.
  - Please note that the inductance tolerance of all parts are +/-20% except those indicated with a \* which are +/-30%.
  - Parts shown in bold are standard catalog parts and are available through sample stock and distribution. Parts in lighter font are available but are not necessarily held in sample stock or distribution and **lead times may be longer**. Please contact Pulse for availability.
  - Both the PA and PM part numbers are AEC-Q200 qualified parts. The PM part numbers have full automotive IATF16949 certification. The PM part number dimensions are 100% tested in production but do not necessarily meet a product capability index (Cpk) > 1.33 and therefore may not strictly conform to PPAP.
  - Special characteristics

## Mechanical

### PA4344/PM4344



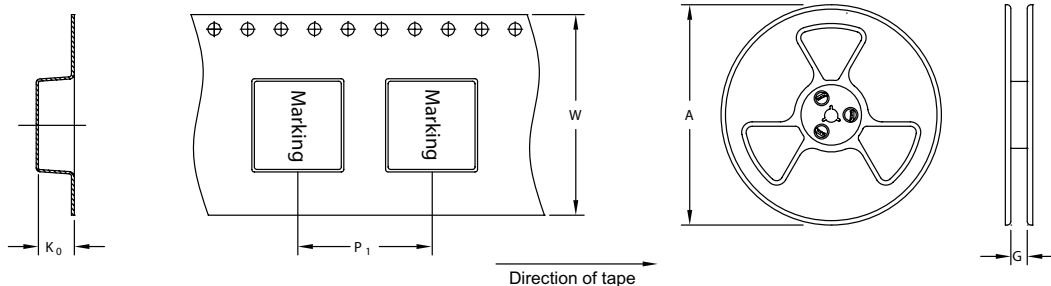
Final Layout

SUGGESTED PAD LAYOUT

Series	A	B	C	D	E	F	G	H
<b>PA4344/PM4344</b>	17.7 Max	17.2 Max	7.0 Max	11.9 +/- 0.3	2.1 +/- 0.3	(12.5)	(3.15)	(12.2)

All Dimensions in mm.

### TAPE & REEL INFO

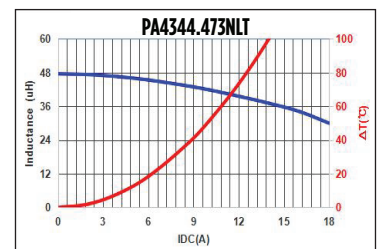
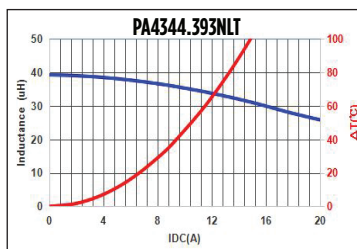
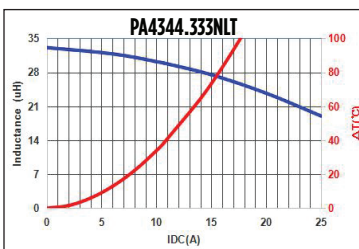
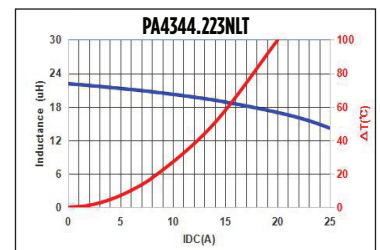
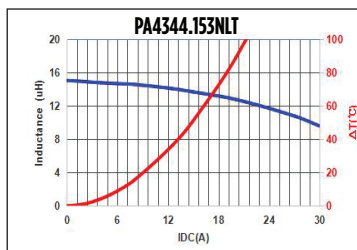
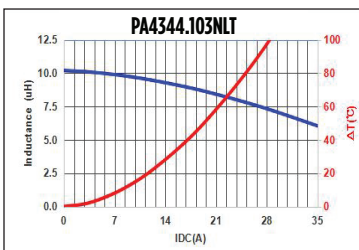
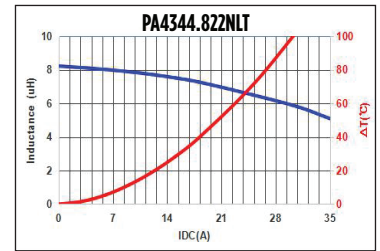
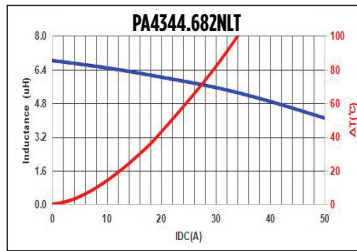
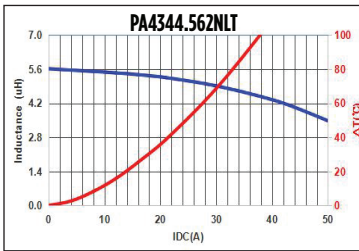
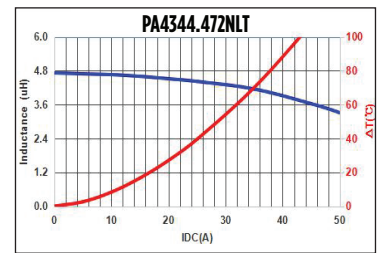
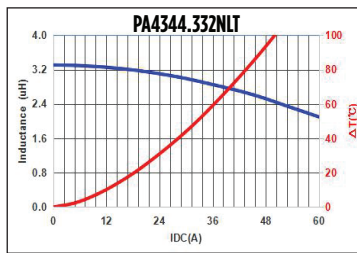
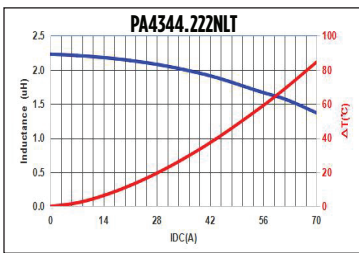
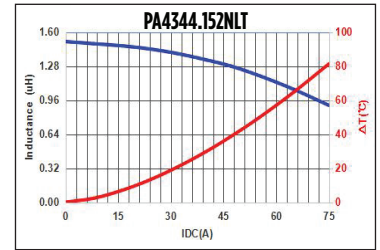
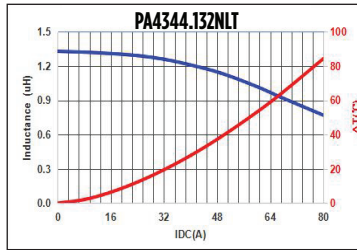
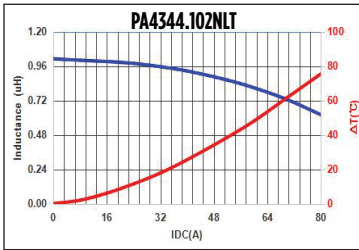


#### SURFACE MOUNTING TYPE, REEL/TAPE LIST

	REEL SIZE (mm)		TAPE SIZE (mm)			QTY
	A	G	P <sub>1</sub>	W	K <sub>0</sub>	PCS/REEL
PA4344/PM4344	Ø330	32	24	32	7.5	200

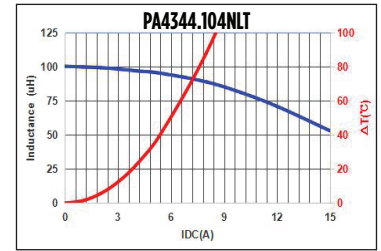
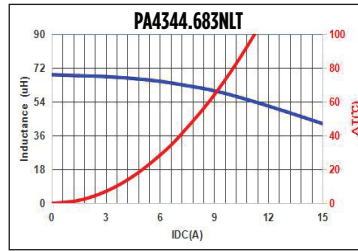
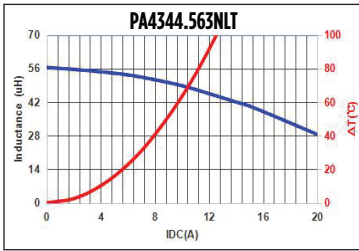
## Typical Performance Curves

### PA4344.XXXNLT and PM4344.XXXNLT



# SMT Power Inductor

High Current Molded Power Inductor - PA4344.XXXNLT & PM4344.XXXNLT Series



## For More Information:

Americas - [prodinfo\\_power@pulseelectronics.com](mailto:prodinfo_power@pulseelectronics.com) | Europe - [power-apps-europe@pulseelectronics.com](mailto:power-apps-europe@pulseelectronics.com) | Asia - [power-apps-asia@pulseelectronics.com](mailto:power-apps-asia@pulseelectronics.com)

Performance warranty of products offered on this data sheet is limited to the parameters specified. Data is subject to change without notice. Other brand and product names mentioned herein may be trademarks or registered trademarks of their respective owners. © Copyright, 2020. Pulse Electronics, Inc. All rights reserved.

## X-ON Electronics

Largest Supplier of Electrical and Electronic Components

*Click to view similar products for [Fixed Inductors](#) category:*

*Click to view products by [Pulse manufacturer](#):*

Other Similar products are found below :

[CR43NP-680KC](#) [CR54NP-820KC](#) [CR54NP-8R5MC](#) [CTX32CT-100](#) [70F224AI](#) [MGDQ4-00004-P](#) [MHL1ECTTP18NJ](#) [MHL1JCTTD12NJ](#)  
[PE-51506NL](#) [PE-53601NL](#) [PE-53602NL](#) [PE-53630NL](#) [PE-53824SNLT](#) [PE-62892NL](#) [PE-92100NL](#) [PG0434.801NLT](#) [PG0936.113NLT](#)  
[9310-16](#) [PM06-2N7](#) [PM06-39NJ](#) [A01TK](#) [1206CS-471XJ](#) [HC2-2R2TR](#) [HC2LP-R47-R](#) [HC3-2R2-R](#) [1206CS-151XG](#) [RCH664NP-140L](#)  
[RCH664NP-4R7M](#) [RCH8011NP-221L](#) [RCP1317NP-332L](#) [RCP1317NP-391L](#) [RCR1010NP-470M](#) [RCR110DNP-331L](#) [DH2280-4R7M](#)  
[DS1608C-106](#) [ASPI-4020HI-R10M-T](#) [B10TJ](#) [B82477P4333M](#) [B82498B3101J000](#) [B82498B3680J000](#) [ELJ-RE27NJF2](#) [1812CS-153XJ](#)  
[1812CS-183XJ](#) [1812CS-223XJ](#) [1812LS-104XJ](#) [1812LS-105XJ](#) [1812LS-124XJ](#) [1812LS-154XJ](#) [1812LS-223XJ](#) [1812LS-224XJ](#)