

# SMT Power Inductors

Power Beads - PA5187.XXXHLT Series



- ⊕ **Current Rating:** Up to 100Apk
- ⊕ **Inductance Range:** 100nH to 180nH
- ⊕ **Height:** 8.2mm Max
- ⊕ **Footprint:** 10.8mm x 8.2mm Max

## Electrical Specifications @ 25°C — Operating Temperature - 40°C to +130°C<sup>7</sup>

Part Number	Inductance <sup>1</sup> @ 0ADC (nH +/- 10%)	Inductance <sup>2</sup> @ Irated (nH TYP)	Irated <sup>3</sup> (ADC)	DCR <sup>4</sup> (mΩ Max)	Saturation Current <sup>5</sup> (A TYP)		Heating Current <sup>6</sup> (A TYP)
					25°C	100°C	
PA5187.101HLT	100	100	67	0.12	100	84	67
PA5187.121HLT	120	120	67		92	78	
PA5187.151HLT	150	112	65		75	65	
PA5187.181HLT	180	144	48		55	48	

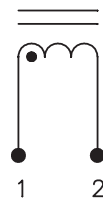
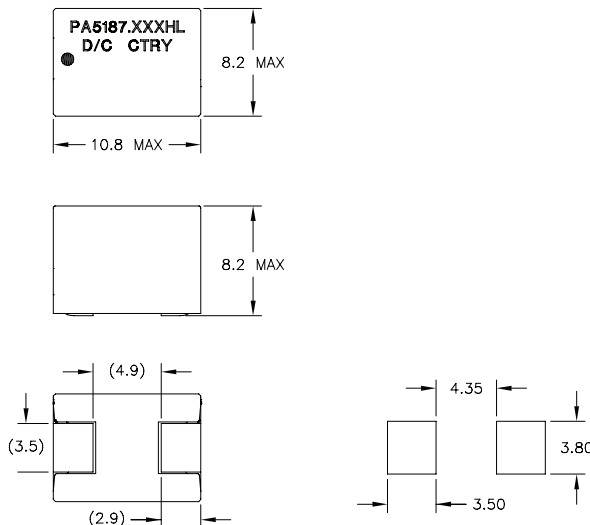
**NOTES:**

- Inductance measured at 100kHz, 100mVrms.
- Inductance at Irated is the value of the inductance at 25°C at the listed rated current.
- The rated current as listed is either the saturation current (25°C or 100°C) or the heating current depending on which value is lower.
- The nominal DCR is measured at point  $\triangle 2$ , as shown below on the mechanical drawing.
- The saturation current is the typical current which causes the inductance to drop by 20% at the stated ambient temperatures (25°C, 100°C). This current is determined by placing the component in the specified ambient environment and applying a short duration pulse current (to eliminate self-heating effects) to the component.
- The heating current is the DC current which causes the part temperature to increase by approximately 40°C when used in a typical application.
- In high volt\*time applications, additional heating in the component can occur due to core losses in the inductor which may necessitate derating the current in order to limit the temperature rise of the component. To determine the approximate total losses (or temperature rise) for a given application, the coreloss and temperature rise curves can be used.
- Parts with the HLT suffix are sold in tape and reel packaging. Pulse complies to industry standard tape and reel specification EIA-481. The tape and reel for this product has a width (W=24mm), pitch (Po=16mm) and depth (Ko=8.7mm). Samples of these parts can be ordered by removing the HLT suffix and replacing with HL.
- The temperature of the component (ambient plus temperature rise) must be within the stated operating temperature range.

### Mechanical

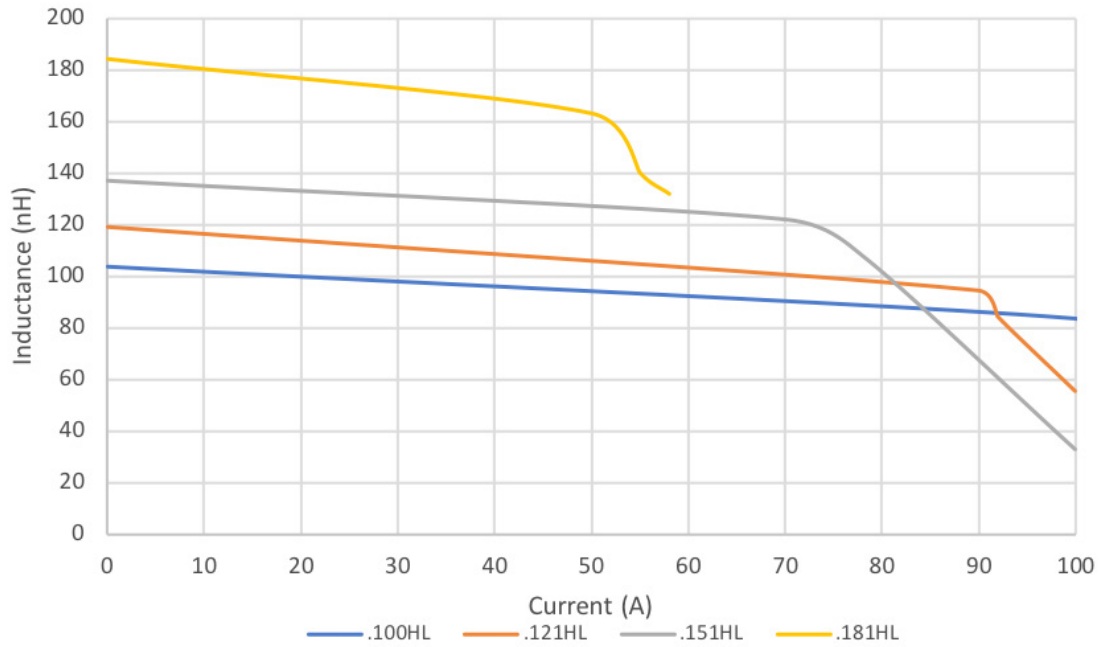
### Schematic

#### PA5187.XXXHLT

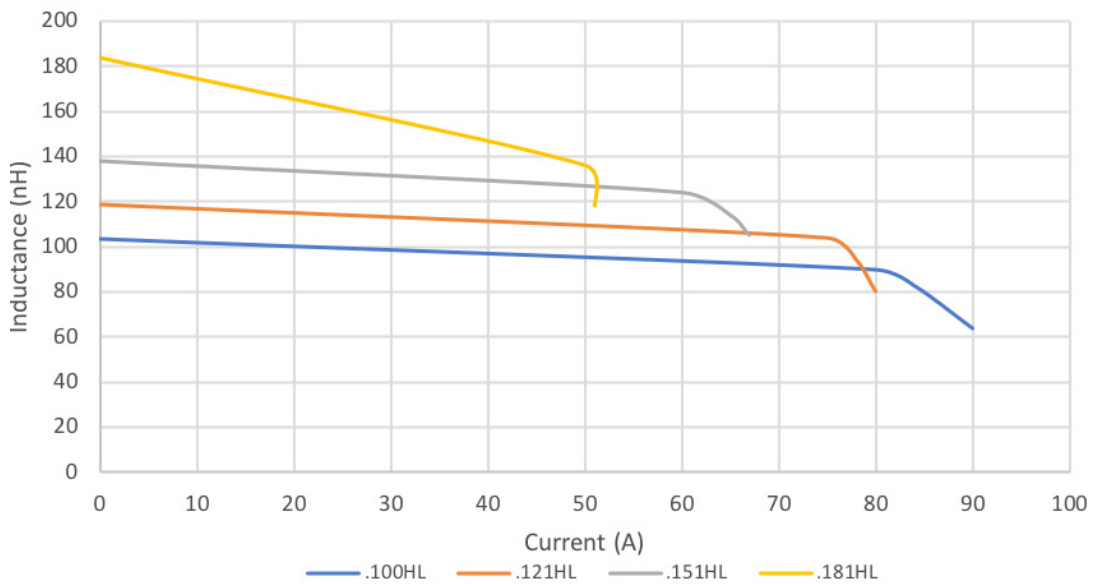


**Weight:** ..... 3.28grms  
**Tape & Reel:** ..... 400/ Reel  
**Dimensions:** mm  
 Unless otherwise specified, all tolerances are ± 0.25

PA5187.XXXHL, LvsI, 25C



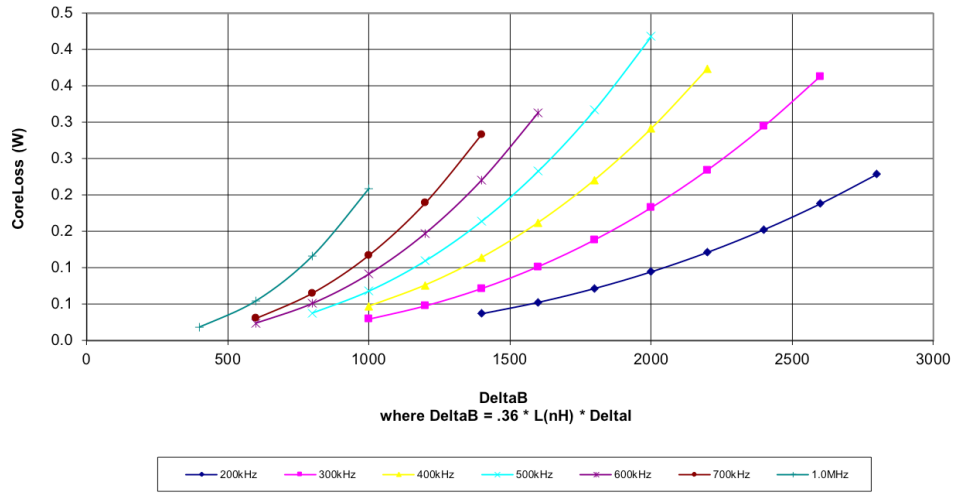
PA5187.XXXHL, LvsI, 100C



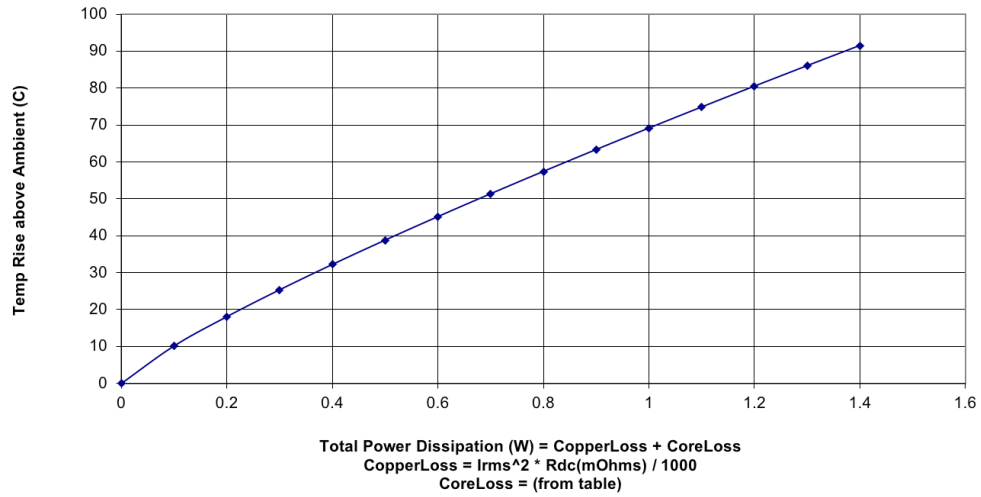
# SMT Power Inductors

Power Beads - PA5187.XXXHLT Series

### PA5187.XXXHLT CoreLoss (W)



### PA5187.XXXHLT Temp Rise vs Power Dissipation



## X-ON Electronics

Largest Supplier of Electrical and Electronic Components

*Click to view similar products for [Fixed Inductors](#) category:*

*Click to view products by [Pulse manufacturer](#):*

Other Similar products are found below :

[CR43NP-680KC](#) [CR54NP-820KC](#) [CR54NP-8R5MC](#) [CTX32CT-100](#) [70F224AI](#) [MGDQ4-00004-P](#) [MHL1ECTTP18NJ](#) [MHL1JCTTD12NJ](#)  
[PE-51506NL](#) [PE-53601NL](#) [PE-53602NL](#) [PE-53630NL](#) [PE-53824SNLT](#) [PE-62892NL](#) [PE-92100NL](#) [PG0434.801NLT](#) [PG0936.113NLT](#)  
[9310-16](#) [PM06-2N7](#) [PM06-39NJ](#) [A01TK](#) [1206CS-471XJ](#) [HC2-2R2TR](#) [HC2LP-R47-R](#) [HC3-2R2-R](#) [1206CS-151XG](#) [RCH664NP-140L](#)  
[RCH664NP-4R7M](#) [RCH8011NP-221L](#) [RCP1317NP-332L](#) [RCP1317NP-391L](#) [RCR1010NP-470M](#) [RCR110DNP-331L](#) [DH2280-4R7M](#)  
[DS1608C-106](#) [ASPI-4020HI-R10M-T](#) [B10TJ](#) [B82477P4333M](#) [B82498B3101J000](#) [B82498B3680J000](#) [ELJ-RE27NJF2](#) [1812CS-153XJ](#)  
[1812CS-183XJ](#) [1812CS-223XJ](#) [1812LS-104XJ](#) [1812LS-105XJ](#) [1812LS-124XJ](#) [1812LS-154XJ](#) [1812LS-223XJ](#) [1812LS-224XJ](#)