

SMT Common Mode Chokes

PAC6006.XXXNLT & PAC6034.XXXNLT Series



- Ⓢ EP13 Platform
- Ⓢ Round Wire Coil (6006) and Bobbin (6034)
- Ⓢ 15.5x13.5x13.5mm & 17.5x13.5x12.45mm
- Ⓢ 60uH/17A to 3mH/0.92A
- Ⓢ 1500Vrms Isolation (380Vrms continuous)

Electrical Specifications @ 25°C - Operating Temperature -40°C to +125°C

Part Number	Inductance (1-2)=(3-4)	I _{rated}	Leakage Inductance (1-2) with (3-4) shorted	Capacitance (1,2) to (3,4)	DCR (1-2)=(3-4)		Self Resonant Frequency (1-2)=(3-4)	Impedance @ SRF
	(uH ±40%)				(A)	(uH TYP)		
PAC6006.XXXNLT - 15.5 x 13.5 x 13.5mm Max								
PAC6006.503NLT	58	17	0.8	2.2	2.6	3.0	3.4	0.35
PAC6006.104NLT	130	14	1.3	2.7	3.8	4.2	11	0.61
PAC6006.204NLT	230	12	1.5	3.3	4.8	5.3	7.0	1.0
PAC6006.264NLT	291	11	2.2	2.8	6.0	6.6	5.3	1.4
PAC6006.364NLT	360	10	2.6	2.5	7.8	8.6	5.5	1.6
PAC6006.444NLT	435	8.5	3.6	2.6	10	11	4.8	1.9
PAC6006.604NLT	608	6.7	4.8	2.8	15	16	3.9	2.5
PAC6034.XXXNLT - 15.5 x 13.5 x 13.5mm Max								
PAC6034.105NLT*	850	2.1	0.6	4.4	78	85	2.6	7.8
PAC6034.205NLT*	1800	1.1	0.85	3.5	260	290	2	16.2
PAC6034.305NLT*	3000	0.95	1	4.3	335	369	1.4	26

NOTE:

1. The current rating (I_{rated}) is based upon the temperature rise of the component and represents the rms current which will cause a typical temperature rise of 50°C with free air cooling.
2. The temperature of the component (ambient plus temperature rise) must be within the stated operating temperature range.
3. Pulse complies to industry standard tape and reel specification EIA481.
4. * Inductance (1-2)=(3-4) (uH±35%)

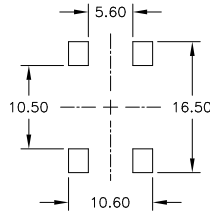
SMT Common Mode Chokes

PAC6006.XXXNLT & PAC6034.XXXNLT Series

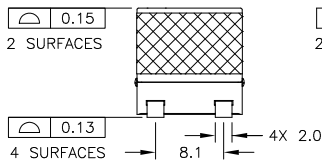
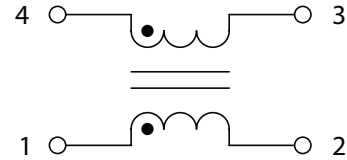
Mechanicals

Schematic

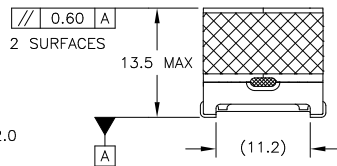
PAC6006.XXXNLT



SUGGESTED LAND PATTERN



FINAL OUTLINE

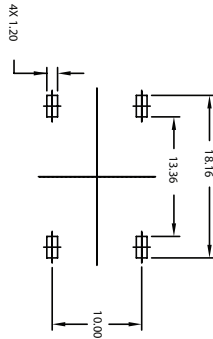
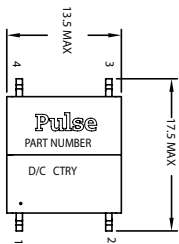


Weight (TYP) 1.8 grams
Tape & Reel 150/ Reel
Dimensions: mm
 Unless otherwise specified, all tolerance are ± 0.25

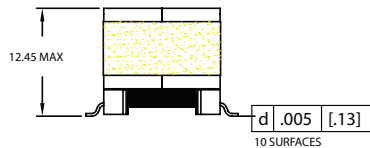
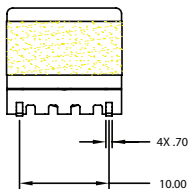
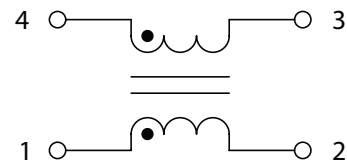
Mechanicals

Schematic

PAC6034.XXXNLT



SUGGESTED LAND PATTERN

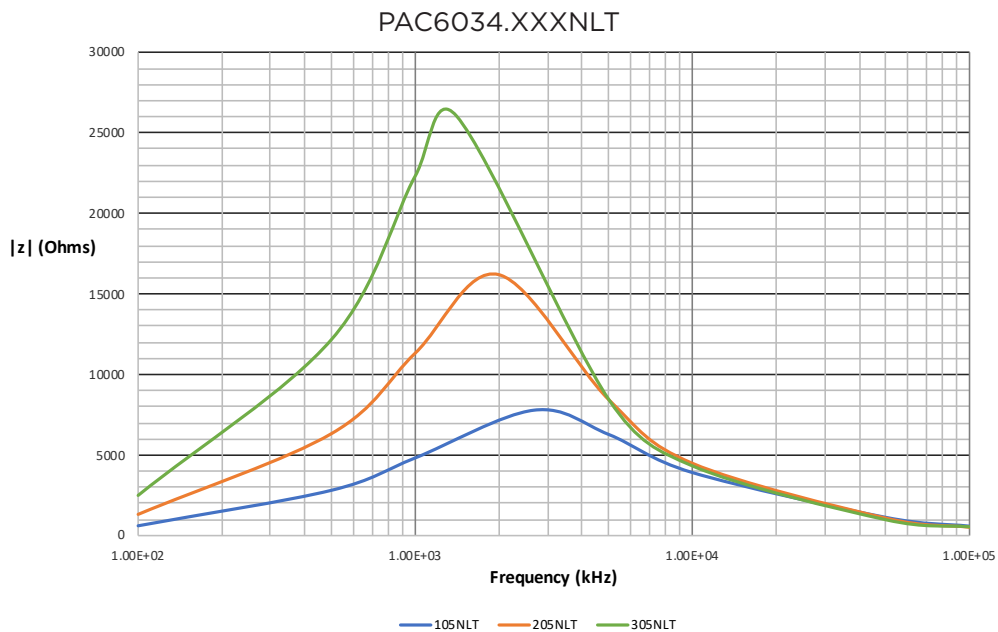
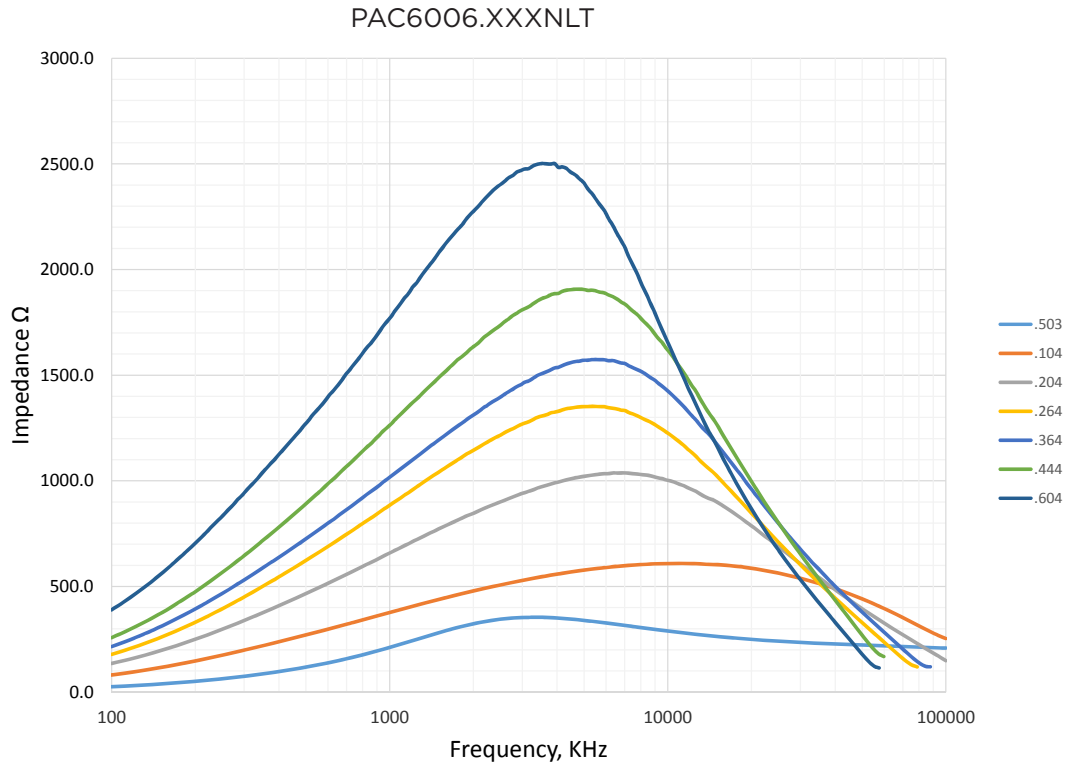


Weight (TYP) 1.8 grams
Tape & Reel 150/ Reel
Dimensions: mm
 Unless otherwise specified, all tolerance are ± 0.25

SMT Common Mode Chokes

PAC6006.XXXNLT & PAC6034.XXXNLT Series

Impedance Plots



For More Information:

Americas - prodinfo_power@pulseelectronics.com | Europe - power-apps-europe@pulseelectronics.com | Asia - power-apps-asia@pulseelectronics.com

Performance warranty of products offered on this data sheet is limited to the parameters specified. Data is subject to change without notice. Other brand and product names mentioned herein may be trademarks or registered trademarks of their respective owners. © Copyright, 2021. Pulse Electronics, Inc. All rights reserved.

X-ON Electronics

Largest Supplier of Electrical and Electronic Components

Click to view similar products for [Common Mode Chokes / Filters](#) category:

Click to view products by [Pulse manufacturer](#):

Other Similar products are found below :

[PE-64683](#) [RD5122-6-9M6](#) [ST6118T-R](#) [FE3X025-10-7NL](#) [T8114NLT](#) [TCM0806G-350-2P-T](#) [TCM0806G-650-2P-T](#) [IND-0110](#)
[UAL21VR0802000](#) [UALSC023000000](#) [UALSC1020JH000](#) [UALSU10VD20010](#) [UALSU9VD070100](#) [36-00037](#) [CM7060M132R-10](#)
[UALW21HS072450](#) [UALSU9H0208000](#) [UAL24VK06450CH](#) [PE-67531](#) [TLH10UB](#) [113 OR5](#) [2752045447](#) [CM8663Z161B-10](#) [7351V](#)
[CMF16-153131](#) [T8116NLT](#) [CMS2-10-R](#) [FE2X10-4-2NL](#) [T8003NLT](#) [CTX01-13663](#) [CTX66-19521-R](#) [RC212-0.5-10M](#) [RC112-0.4-15M](#)
[RC212-0.6-6M8](#) [RC212-0.4-15M](#) [RC112-0.3-30M](#) [4534-3](#) [WTCF2012Z0M751PB](#) [PH9408.814NLT](#) [B82498B3221J000](#) [PAC6006.364NLT](#)
[PAC6006.444NLT](#) [PAC6006.204NLT](#) [PH9407.204NLT](#) [PAC6006.264NLT](#) [PH9408.105NLT](#) [PH9408.494NLT](#) [PAC6006.104NLT](#)
[CM6350R-683-REEL](#) [CUW43T-513T-AU](#) [CUW43T-104T-AU](#)