


SMT Power Inductors

Round wire Coils- PG0936NL series



- Inductance Range: **0.47uH to 25.0uH**
- Current Rating: **up to 40Apk**
- Footprint: **17.5mm x 16.7mm Max**
- Height: **10.0mm Max**
- No Thermal Aging



Electrical Specifications @ 25°C — Operating Temperature -40°C to +130°C¹

Part Number	Inductance ² @ Irated (μH Typical)	Irated ³ (A)	Controlled Electrical Specs.		Saturation ⁵ Current Isat (A TYP)		Heating Current ⁶ Idc (A TYP)	Core Loss Factor ⁷ (K2)
			DCR ⁴ (mΩ) MAX	Inductance @ 0Adc (μH ± 20%)	25°C	100°C		
PG0936.471NL	0.47	40	0.87	0.47	80	65	40	20.0
PG0936.681NL	0.60	40	0.87	0.68	62	48	40	29.0
PG0936.851NL	0.74	40	0.87	0.85	50	40	40	36.3
PG0936.162NL	1.4	31	1.5	1.6	36	30	31	45.5
PG0936.282NL	2.5	24	2.2	2.8	28	23	24	59.8
PG0936.452NL	3.6	22	2.9	4.5	22	18	22	76.9
PG0936.682NL	5.4	18	3.5	6.8	18	15	21	96.8
PG0936.113NL	8.8	14	7.0	11.0	14	11.5	14	117.5
PG0936.183NL	15.4	9.8	13.8	18.0	11	9	9.8	153.8
PG0936.253NL	23.5	7.0	19.4	25.0	9.2	8	7.0	178.0

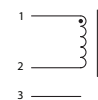
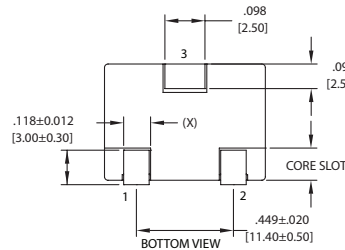
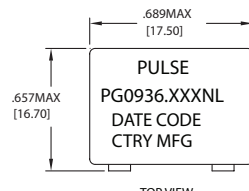
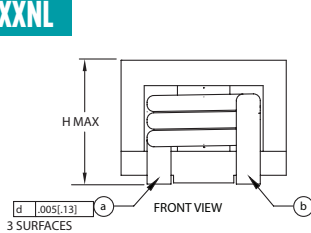
Notes:

- Actual temperature of the component during system operation (ambient plus temperature rise) must be within the standard operating range.
- Inductance at Irated is a typical inductance value for the component taken at rated current.
- The rated current as listed is either the saturation current (@ 25°C) or the heating current depending on which value is lower.
- The DCR of the part is measured at an ambient temperature of 20°C±3°C from point a to b as shown below on the mechanical drawing.
- The saturation current, Isat, is the current at which the component inductance drop by 20% (typical) at an ambient temperature. This current is determined by placing the component in the specified ambient environment and applying a short duration pulse current (to eliminate self-heating effect) to the component.
- The heating current, Idc, is the DC current required to raise the component temperature by approximately 40°C. The heating current is determined by mounting the component on a typical PCB and applying current for 30 minutes. The temperature is measured by placing the thermocouple on top of the unit under test. Take note that the components' performance varies depending on the system condition. It is suggested that the component be tested at the system level, to verify the temperature rise of the component during system operation.
- Core loss approximation is based on published core data:
 $Core\ Loss = K1 * (f)^{1.72} * (K2\Delta I)^{2.41}$ in mW
 K1 = 8.68E-10
 f = switching frequency in KHz
 K1 & K2 = core loss factors
 ΔI = delta I across the component in Ampere
 K2ΔI = one half of the peak to peak flux density across the component in Gauss
- Unless otherwise specified, all testing is made at 100kHz, 0.1Vac
- Optional Tape & Reel packaging can be ordered by adding a "T" suffix to the part number (i.e. PG0936.682NL becomes PG0936.682NLT). Pulse complies with industry standard tape and reel specification EIA481. The tape and reel for this product has a width (W=32.0mm), pitch (Po=24.0mm) and depth (Ko=10.8mm).
- The core is a conductive material so care should be taken when mounting this component over an exposed via or if the voltage across the terminals exceeds 24V. Trickle current through the core material may generate additional losses and potential overheating. Please contact Pulse to discuss an alternative solution if required.

Mechanicals

Schematics

PG0936.XXXNL

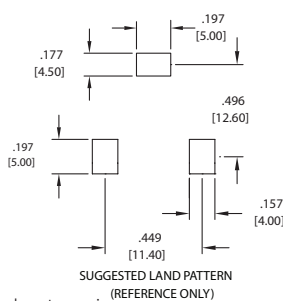


PIN3 IS MECHANICAL SUPPORT ONLY
HAS NO INTERNAL ELECTRICAL CONNECTION

Weight.....9.8 grams
Tape and Reel.....200/tray

Dimensions: $\frac{\text{Inches}}{\text{mm}}$

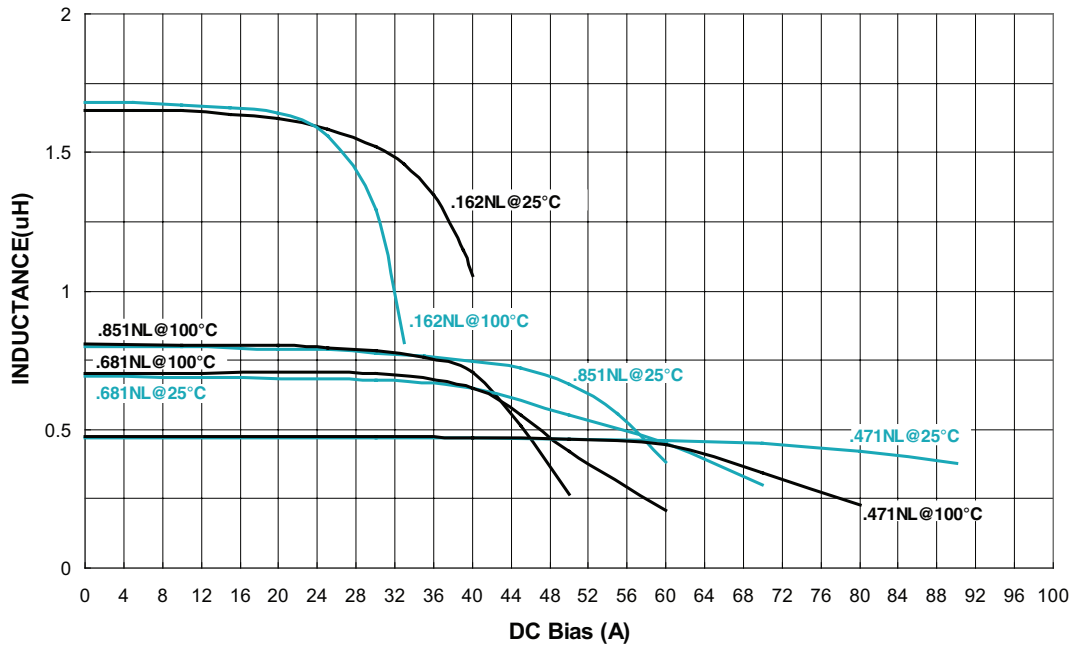
Unless otherwise specified, all tolerances are $\pm \frac{.010}{0,25}$



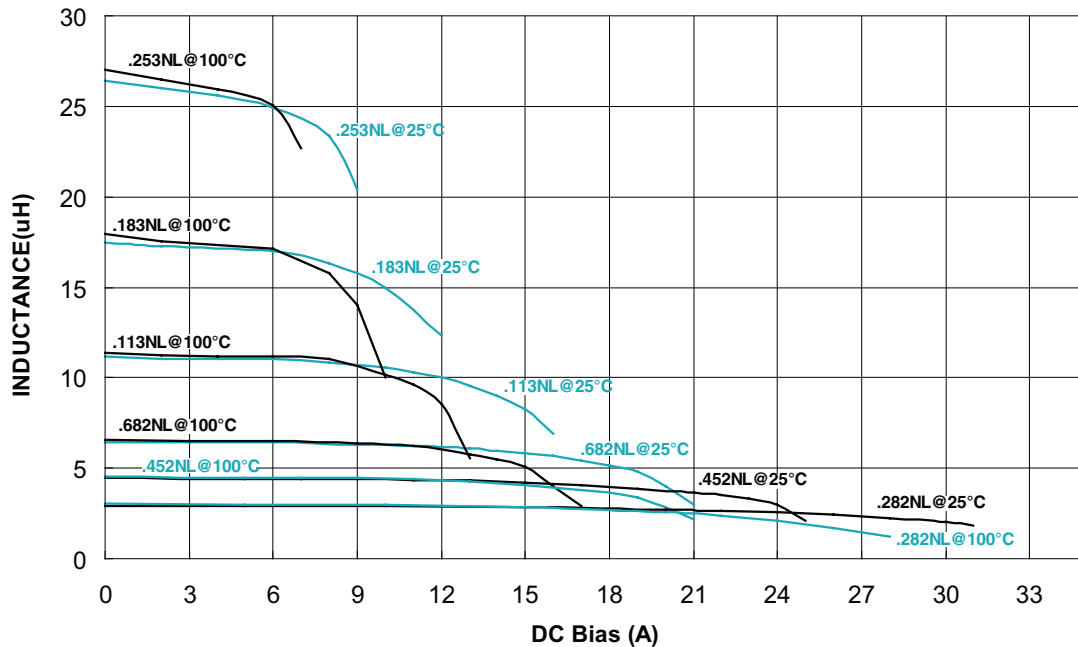
SUGGESTED LAND PATTERN
(REFERENCE ONLY)

PART NUMBER	X (±0.5)	Height H
PG0936.471NL	2.5	.315[8.0]
PG0936.681NL	2.5	
PG0936.851NL	2.5	
PG0936.162NL	2.5	
PG0936.282NL	2.5	.394[10.0]
PG0936.452NL	2.5	
PG0936.682NL	2.5	
PG0936.113NL	1.4	
PG0936.183NL	1.4	
PG0936.253NL	1.4	

Typical Inductance vs DC Bias



Typical Inductance vs DC Bias



For More Information

Pulse Worldwide Headquarters

12220 World Trade Drive
San Diego, CA 92128
U.S.A.

Pulse Europe

Pulse Electronics GmbH
Am Rottland 12
58540 Meinerzhagen
Germany

Pulse China Headquarters

B402, Shenzhen Academy of
Aerospace Technology Bldg.
10th Kejian Road
High-Tech Zone
Nanshan District
Shenzhen, PR China 518057
Tel: 86 755 33966678
Fax: 86 755 33966700

Pulse North China

Room 2704/2705
Super Ocean Finance Ctr.
2067 Yan An Road West
Shanghai 200336
China
Tel: 86 21 62787060
Fax: 86 21 62786973

Pulse South Asia

135 Joo Seng Road
#03-02
PM Industrial Bldg.
Singapore 368363
Tel: 65 6287 8998
Fax: 65 6287 8998

Pulse North Asia

3F, No. 198
Zhongyuan Road
Zhongli City
Taoyuan County 320
Taiwan R. O. C.
Tel: 886 3 4356768
Fax: 886 3 4356823 (Pulse)
Fax: 886 3 4356820 (FRE)

Tel: 858 674 8100
Fax: 858 674 8262

Tel: 49 2354 777 100
Fax: 49 2354 777 168

Performance warranty of products offered on this data sheet is limited to the parameters specified. Data is subject to change without notice. Other brand and product names mentioned herein may be trademarks or registered trademarks of their respective owners. © Copyright, 2016. Pulse Electronics, Inc. All rights reserved.

X-ON Electronics

Largest Supplier of Electrical and Electronic Components

Click to view similar products for [Fixed Inductors](#) category:

Click to view products by [Pulse manufacturer](#):

Other Similar products are found below :

[MLZ1608M6R8WTD25](#) [MLZ1608N6R8LT000](#) [MLZ1608N3R3LTD25](#) [MLZ1608N3R3LT000](#) [MLZ1608N150LT000](#)

[MLZ1608M150WTD25](#) [MLZ1608M3R3WTD25](#) [MLZ1608M3R3WT000](#) [MLZ1608M150WT000](#) [MLZ1608A1R5WT000](#)

[MLZ1608N1R5LT000](#) [B82432C1333K000](#) [PCMB053T-1R0MS](#) [PCMB053T-1R5MS](#) [PCMB104T-1R5MS](#) [CR32NP-100KC](#) [CR32NP-](#)

[151KC](#) [CR32NP-180KC](#) [CR32NP-181KC](#) [CR32NP-1R5MC](#) [CR32NP-390KC](#) [CR32NP-3R9MC](#) [CR32NP-680KC](#) [CR32NP-820KC](#)

[CR32NP-8R2MC](#) [CR43NP-390KC](#) [CR43NP-560KC](#) [CR43NP-680KC](#) [CR54NP-181KC](#) [CR54NP-470LC](#) [CR54NP-820KC](#) [CR54NP-8R5MC](#)

[MGDQ4-00004-P](#) [MGDU1-00016-P](#) [MHL1ECTTP18NJ](#) [MHL1JCTTD12NJ](#) [PE-51506NL](#) [PE-53601NL](#) [PE-53630NL](#) [PE-53824SNLT](#) [PE-](#)

[62892NL](#) [PE-92100NL](#) [PG0434.801NLT](#) [PG0936.113NLT](#) [PM06-2N7](#) [PM06-39NJ](#) [HC2LP-R47-R](#) [HC2-R47-R](#) [HC3-2R2-R](#) [HC8-1R2-R](#)