
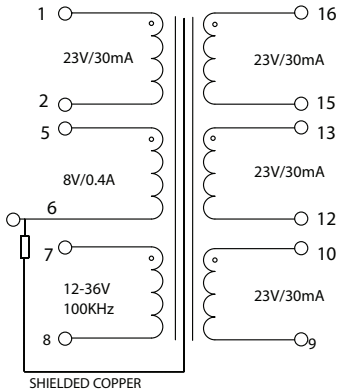


High Frequency Wire Wound Transformers

EFD20 Flyback Transformer 8+8 Pins



- Ⓟ **Topology:** Flyback
- Ⓟ **Output:** Five groups
- Ⓟ **Power Range:** Up to 6W
- Ⓟ **HiPot:** 2.42KV AC 6S
- Ⓟ **Height:** 12mm Max
- Ⓟ **Footprint:** 29.4mm x 25.5mm Max

Pulse PN	Electrical Specifications @25°C – Operating Temperature -40°C to 125°C ¹				Schematic
PG1895NL	Pri. Inductance	(7-8)	48	uH±10%	
	Lk. Inductance	(7-8) Other Pins shorted	0.4	uH Max	
	DCR	(1-2)	2.5	Ω Max	
		(5-6)	0.45	Ω Max	
		(7-8)	0.165	Ω Max	
		(10-9)	2.5	Ω Max	
		(13-12)	2.5	Ω Max	
		(16-15)	2.5	Ω Max	
	Hi-Pot	Pri-Sec	2.42	KVac 6S	
K1 Factor	1142				

Notes:

1. Storage Temperature: -40°C to 125°C
2. The temperature of the component (ambient plus temperature rise) must be within the stated operating temperature range.
3. Pri/Lk. Inductance value is measured at 100KHz/0.25Vrms.
4. Optional Tape & Reel packaging can be ordered by adding a “T” suffix to the part number (i.e. (PGT6465NL becomes PGT6465NLT). Pulse complies with industry standard tape and reel specification EIA481.
5. For flyback topology applications, it is necessary to ensure that the transformer will not saturate in the application. The peak flux density (Bpk) should remain below 2700Gauss. To calculate the peak flux density use the following formula:

$$B_{pk} \text{ (Gauss)} = K1_Factor * I_{pk} \text{ (A)}$$
6. In high volt-μsec applications, it is important to calculate the core loss of the transformer. Approximate transformer core loss can be calculated as:

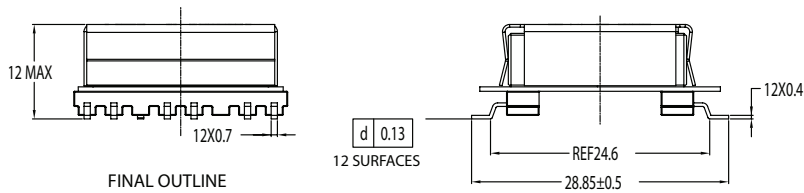
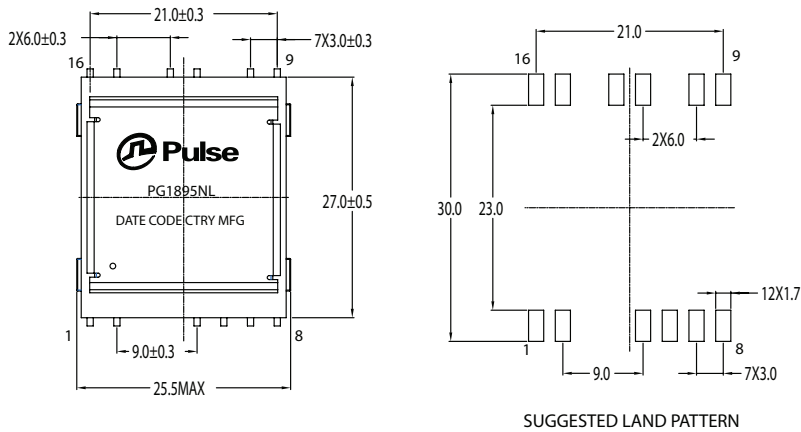
$$CoreLoss \text{ (mW)} = 10.707E-7 * (Freq_kHz)^{1.412} * (\Delta B_mT)^{2.567}$$
 where ΔB can be calculated as:
 For Flyback Topology: $\Delta B = K1_Factor * \Delta(A)$

High Frequency Wire Wound Transformers

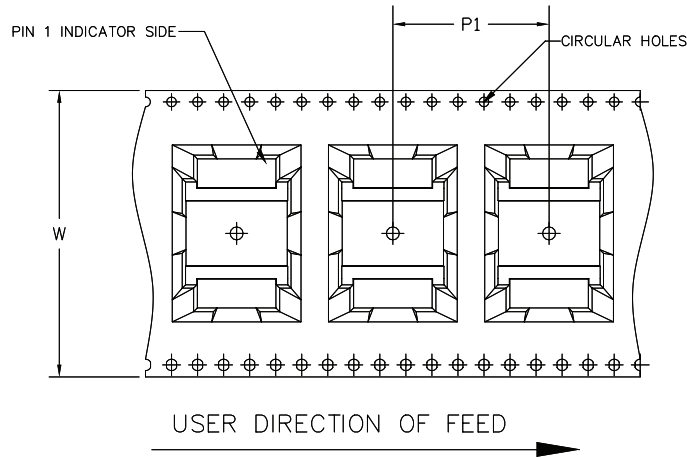
EFD20 Flyback Transformer 8+8 Pins

Mechanical

PG1895NL



TAPE & REEL INFO



SURFACE MOUNTING TYPE, REEL/TAPE LIST

PG1895NL	W	P ₁	K ₀	PCS/REEL
	56	36	12.5	100

For More Information:

Americas - proinfo_power_americas@yageo.com | Europe - proinfo_power_emea@yageo.com | Asia - proinfo_power_asia@yageo.com

Performance warranty of products offered on this data sheet is limited to the parameters specified. Data is subject to change without notice. Other brand and product names mentioned herein may be trademarks or registered trademarks of their respective owners. © Copyright, 2022. Pulse Electronics, Inc. All rights reserved.

X-ON Electronics

Largest Supplier of Electrical and Electronic Components

Click to view similar products for [Power Transformers](#) category:

Click to view products by [Pulse](#) manufacturer:

Other Similar products are found below :

[F-181U](#) [F-204U](#) [F-206U](#) [F-227X](#) [F-23U](#) [F-264U](#) [F-267U](#) [F-35U](#) [F-412X](#) [F-55X-1](#) [F-68U](#) [F-71U](#) [F-72Z](#) [F-74U](#) [F-83A](#) [F-84AC](#) [F-85U](#) [F-86U](#) [F-9U](#) [PCT-02](#) [PCT-03](#) [PCT6630](#) [PF2.5-20](#) [PPC-14](#) [PPC-46](#) [PPC-58](#) [PSD4-36](#) [GSD-150](#) [11E009H](#) [11E012H](#) [DSW-2120](#) [DSW-224](#) [DSW-228](#) [DSW-310](#) [DSW-3120](#) [DSW-356](#) [DSW-412](#) [DSW-4120](#) [DSW-424](#) [DSW-448](#) [DSW-456](#) [DSW-556](#) [DSW-610](#) [DSW-6120](#) [DSW-624](#) [DSWC-712](#) [EN216B](#) [N-39X](#) [N-49X](#) [N-4MG-1](#)