

SMT Power Inductor

High Current Molded Power Inductor - PA4343.XXXNLT & PM4343.XXXNLT Series



- Ⓢ **Height:** 6.5mm Max
- Ⓢ **Footprint:** 14.0mm x 12.8mm Max
- Ⓢ **Current Rating:** up to 55.0A
- Ⓢ **Inductance Range:** 0.15uH to 47.0uH
- Ⓢ Shielded construction and compact design
- Ⓢ High current, low DCR, and high efficiency
- Ⓢ Minimized acoustic noise and minimized leakage flux
- Ⓢ 200Vdc Isolation between terminal and core

Electrical Specifications @ 25°C - Operating Temperature -55°C to +125°C

| Commercial ^{6,7} | Automotive ^{6,7} | Inductance ⁵ 100KHz, 1V uH±20% | Rated ⁵ Current A | DC Resistance | | Saturation ² Current A | Mechanical |
|---------------------------|---------------------------|---|------------------------------------|---------------|------|---|-------------|
| | | | | TYP. | MAX. | | |
| | | | | mΩ | mΩ | | |
| PA4343.151NLT | PM4343.151NLT | 0.15* | 55 | 0.49 | 0.6 | 118 | Footprint 1 |
| PA4343.221NLT | PM4343.221NLT | 0.22 | 53 | 0.47 | 0.6 | 112 | Footprint 1 |
| PA4343.301NLT | PM4343.301NLT | 0.3 | 48 | 0.6 | 0.72 | 72 | Footprint 1 |
| PA4343.331NLT | PM4343.331NLT | 0.33 | 46 | 0.65 | 0.8 | 68 | Footprint 1 |
| PA4343.361NLT | PM4343.361NLT | 0.36 | 45 | 0.7 | 0.9 | 66 | Footprint 1 |
| PA4343.401NLT | PM4343.401NLT | 0.4 | 44 | 0.7 | 1 | 64 | Footprint 1 |
| PA4343.451NLT | PM4343.451NLT | 0.45 | 42 | 0.9 | 1.2 | 63 | Footprint 1 |
| PA4343.471NLT | PM4343.471NLT | 0.47 | 41 | 0.9 | 1.2 | 63 | Footprint 1 |
| PA4343.501NLT | PM4343.501NLT | 0.5 | 40 | 0.92 | 1.25 | 60 | Footprint 1 |
| PA4343.561NLT | PM4343.561NLT | 0.56 | 37 | 1.05 | 1.2 | 58 | Footprint 1 |
| PA4343.681NLT | PM4343.681NLT | 0.68 | 35 | 1.25 | 1.5 | 55 | Footprint 1 |
| PA4343.821NLT | PM4343.821NLT | 0.82 | 33 | 1.5 | 1.9 | 50 | Footprint 1 |
| PA4343.102NLT | PM4343.102NLT | 1 | 30 | 1.7 | 2.3 | 48 | Footprint 1 |
| PA4343.142NLT | PM4343.142NLT | 1.4 | 27 | 2.1 | 2.6 | 46 | Footprint 1 |
| PA4343.152NLT | PM4343.152NLT | 1.5 | 27 | 2.5 | 3 | 45 | Footprint 1 |
| PA4343.182NLT | PM4343.182NLT | 1.8 | 27 | 3.6 | 4 | 40 | Footprint 2 |
| PA4343.222NLT | PM4343.222NLT | 2.2 | 22 | 3.8 | 4.2 | 37 | Footprint 2 |
| PA4343.272NLT | PM4343.272NLT | 2.7 | 20 | 4.3 | 5.5 | 32 | Footprint 2 |
| PA4343.332NLT | PM4343.332NLT | 3.3 | 18 | 5.7 | 6.8 | 30 | Footprint 2 |
| PA4343.472NLT | PM4343.472NLT | 4.7 | 13.5 | 7 | 8.4 | 28 | Footprint 2 |
| PA4343.562NLT | PM4343.562NLT | 5.6 | 12.5 | 8.5 | 10 | 23 | Footprint 2 |
| PA4343.682NLT | PM4343.682NLT | 6.8 | 11.5 | 9.5 | 11.5 | 18 | Footprint 2 |
| PA4343.822NLT | PM4343.822NLT | 8.2 | 10.5 | 12 | 15.5 | 15.5 | Footprint 2 |

SMT Power Inductor

High Current Molded Power Inductor - PA4343.XXXNLT & PM4343.XXXNLT Series



Electrical Specifications @ 25°C - Operating Temperature -55°C to +125°C

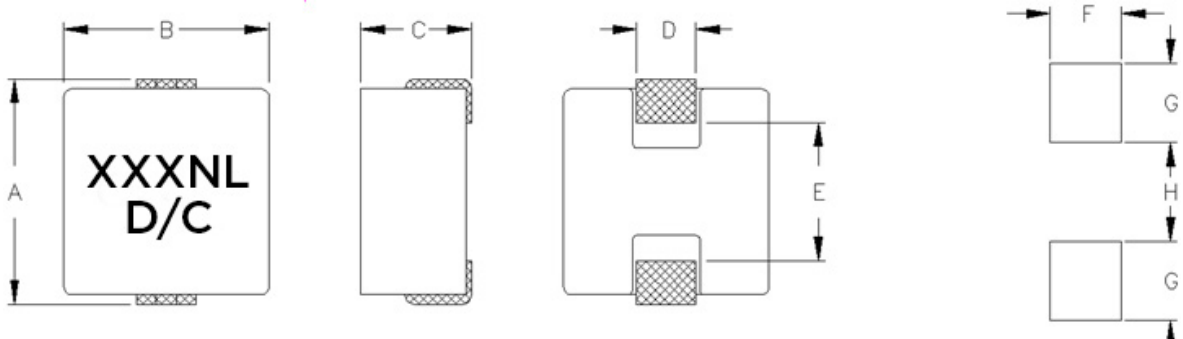
| Commercial ^{6,7} | Automotive ^{6,7} | Inductance ⁵ 100KHz, 1V uH±20% | Rated ³ Current A | DC Resistance | | Saturation ² Current A | Mechanical |
|---------------------------|---------------------------|---|--|---------------|-------------|---|-------------|
| | | | | TYP. | MAX. | | |
| | | | | mΩ | mΩ | | |
| PA4343.103NLT | PM4343.103NLT | 10 | 10 | 13.2 | 16.5 | 15.5 | Footprint 2 |
| PA4343.133NLT | PM4343.133NLT | 13 | 9 | 21 | 24 | 13 | Footprint 2 |
| PA4343.153NLT | PM4343.153NLT | 15 | 9 | 23.2 | 28 | 12.5 | Footprint 2 |
| PA4343.223NLT | PM4343.223NLT | 22 | 9 | 32.5 | 37 | 12 | Footprint 2 |
| PA4343.333NLT | PM4343.333NLT | 33 | 8 | 48 | 58 | 11 | Footprint 2 |
| PA4343.473NLT | PM4343.473NLT | 47 | 6.5 | 76 | 90 | 9.5 | Footprint 2 |

Notes:

- Actual temperature of the component during system operation (ambient plus temperature rise) must be within the standard operating range.
- The saturation current is the current at which the initial inductance drops approximately 30% at the stated ambient temperature. This current is determined by placing the component in the specified ambient environment and applying a short duration pulse current (to eliminate self-heating effect) to the component.
- The rated current is the DC current required to raise the component temperature by approximately 40°C. Take note that the components' performance varies depending on the system condition. It is suggested that the component be tested at the system level, to verify the temperature rise of the component during system operation.
- The part temperature (ambient+temp rise) should not exceed 125°C under worst case operating conditions. Circuit design, PCB trace size and thickness, airflow and other cooling provisions all affect the part temperature. Part temperature should be verified in the end application.
- Please note that the inductance tolerance of all parts are +/-20% except those indicated with a * which are +/-30%.
- Parts shown in bold are standard catalog parts and are available through sample stock and distribution. Parts in lighter font are available but are not necessarily held in sample stock or distribution **and lead times may be longer**. Please contact Pulse for availability.
- Both the PA and PM part numbers are AEC-Q200 qualified parts. The PM part numbers have full automotive IATF16949 certification. The PM part number dimensions are 100% tested in production but do not necessarily meet a product capability index (Cpk)> 1.33 and therefore may not strictly conform to PPAP.
- Special Characteristics

Mechanical

PA4343/PM4343



Final Layout

SUGGESTED PAD LAYOUT

| Series | Mechanical | A | B | C | D | E | F | G | H |
|---------------|-------------|----------|----------|---------|-------|-------|-------|-------|-------|
| PA4343/PM4343 | Footprint 1 | 14.0 Max | 12.8 Max | 6.5 Max | (4.0) | (8.9) | (4.3) | (3.1) | (8.0) |
| PA4343/PM4343 | Footprint 2 | 14.0 Max | 12.8 Max | 6.5 Max | (4.7) | (8.9) | (5.0) | (3.1) | (8.0) |

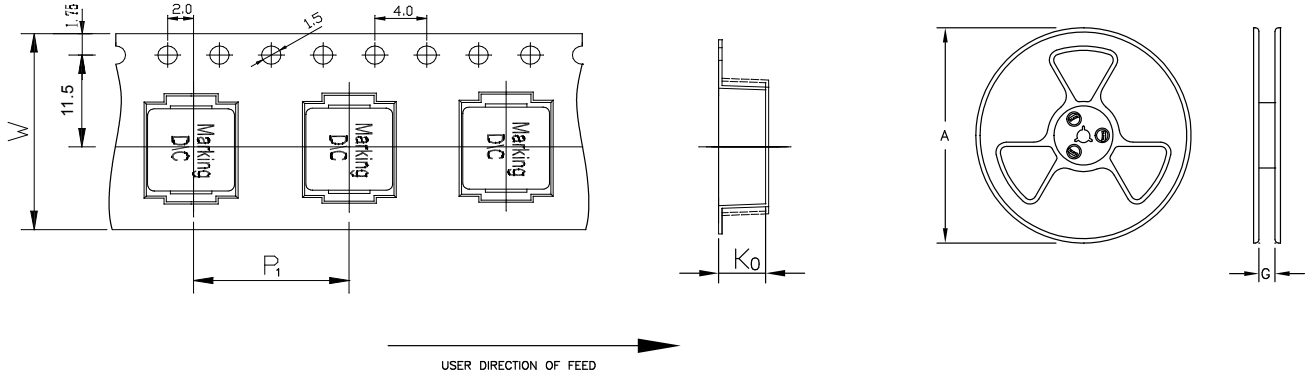
All Dimensions in mm.

SMT Power Inductor

High Current Molded Power Inductor - PA4343.XXXNLT & PM4343.XXXNLT Series



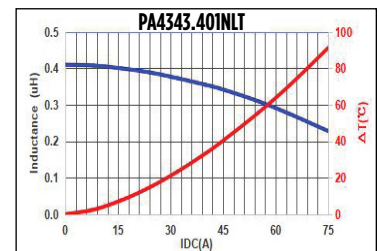
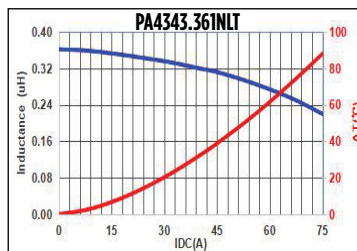
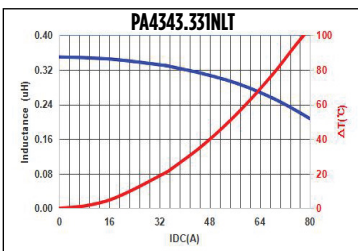
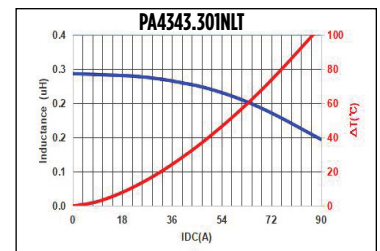
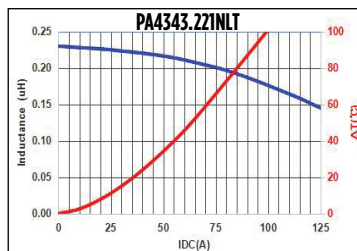
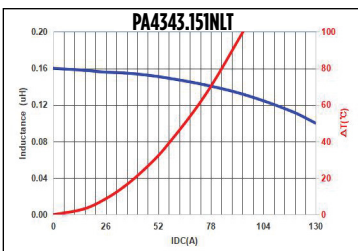
TAPE & REEL INFO



| SURFACE MOUNTING TYPE, REEL/TAPE LIST | | | | | | |
|---------------------------------------|----------------|----|----------------|----|----------------|----------|
| | REEL SIZE (mm) | | TAPE SIZE (mm) | | | QTY |
| | A | G | P ₁ | W | K ₀ | PCS/REEL |
| PA4343/PM4343 | Ø330 | 24 | 16 | 24 | 7.0 | 500 |

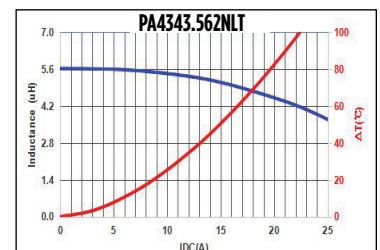
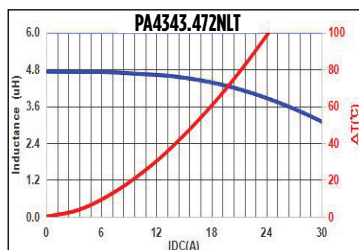
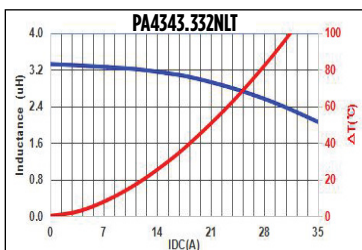
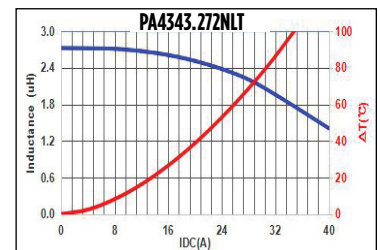
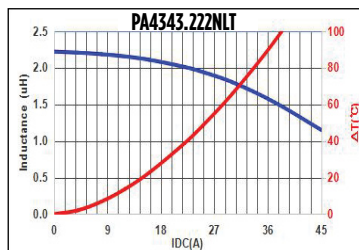
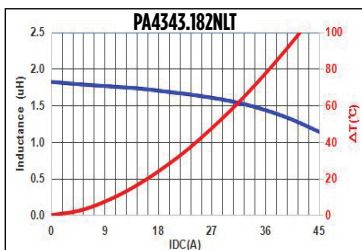
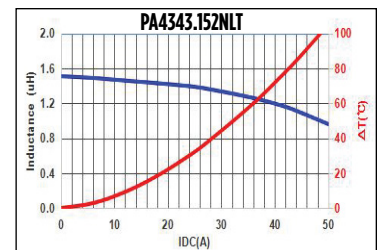
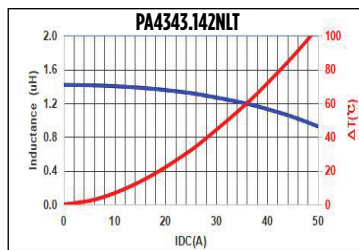
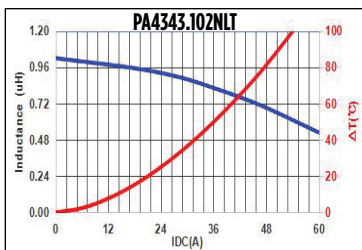
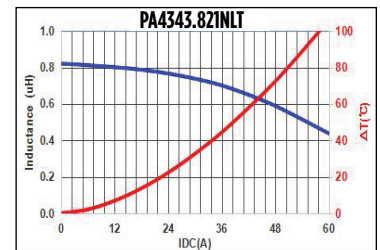
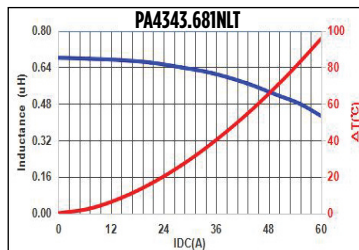
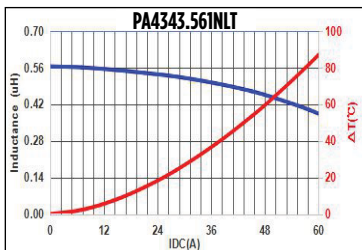
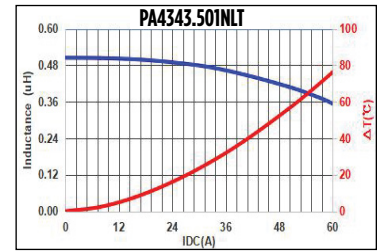
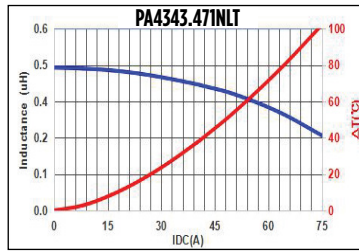
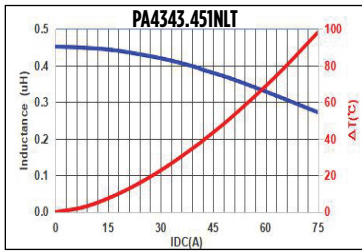
Typical Performance Curves

PA4343.XXXNLT and PM4343.XXXNLT



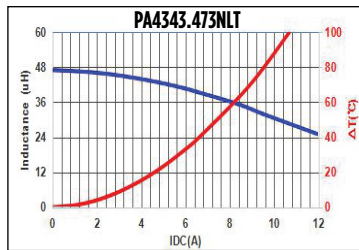
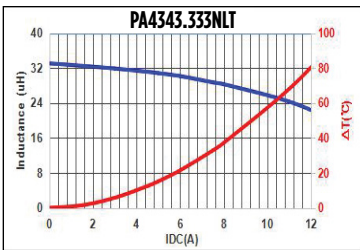
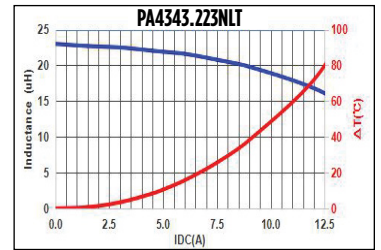
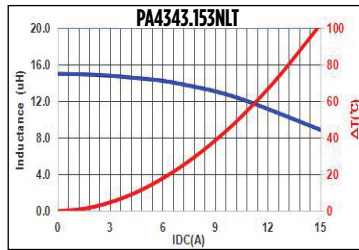
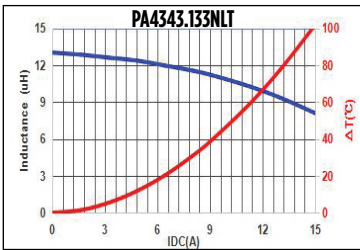
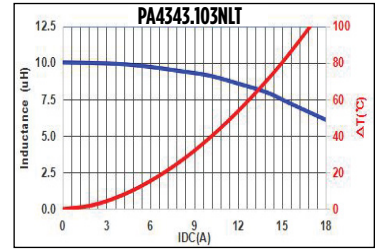
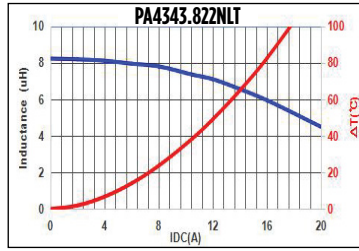
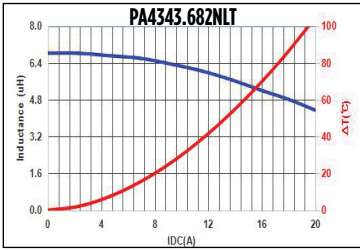
SMT Power Inductor

High Current Molded Power Inductor - PA4343.XXXNLT & PM4343.XXXNLT Series



SMT Power Inductor

High Current Molded Power Inductor - PA4343.XXXNLT & PM4343.XXXNLT Series



For More Information:

Americas - prodinfo_power@pulseelectronics.com | Europe - power-apps-europe@pulseelectronics.com | Asia - power-apps-asia@pulseelectronics.com

Performance warranty of products offered on this data sheet is limited to the parameters specified. Data is subject to change without notice. Other brand and product names mentioned herein may be trademarks or registered trademarks of their respective owners. © Copyright, 2020. Pulse Electronics, Inc. All rights reserved.

X-ON Electronics

Largest Supplier of Electrical and Electronic Components

Click to view similar products for [Fixed Inductors](#) category:

Click to view products by [Pulse manufacturer](#):

Other Similar products are found below :

[CR43NP-680KC](#) [CR54NP-820KC](#) [CR54NP-8R5MC](#) [CTX32CT-100](#) [70F224AI](#) [MGDQ4-00004-P](#) [MHL1ECTTP18NJ](#) [MHL1JCTTD12NJ](#)
[PE-51506NL](#) [PE-53601NL](#) [PE-53602NL](#) [PE-53630NL](#) [PE-53824SNLT](#) [PE-62892NL](#) [PE-92100NL](#) [PG0434.801NLT](#) [PG0936.113NLT](#)
[9310-16](#) [PM06-2N7](#) [PM06-39NJ](#) [A01TK](#) [1206CS-471XJ](#) [HC2-2R2TR](#) [HC2LP-R47-R](#) [HC3-2R2-R](#) [1206CS-151XG](#) [RCH664NP-140L](#)
[RCH664NP-4R7M](#) [RCH8011NP-221L](#) [RCP1317NP-332L](#) [RCP1317NP-391L](#) [RCR1010NP-470M](#) [RCR110DNP-331L](#) [DH2280-4R7M](#)
[DS1608C-106](#) [ASPI-4020HI-R10M-T](#) [B10TJ](#) [B82477P4333M](#) [B82498B3101J000](#) [B82498B3680J000](#) [ELJ-RE27NJF2](#) [1812CS-153XJ](#)
[1812CS-183XJ](#) [1812CS-223XJ](#) [1812LS-104XJ](#) [1812LS-105XJ](#) [1812LS-124XJ](#) [1812LS-154XJ](#) [1812LS-223XJ](#) [1812LS-224XJ](#)