

# SMT Common Mode Chokes

PM9407.XXXNLT Series



- Ⓢ ER19 Planar Platforms
- Ⓢ 24.9x21.6x16.9mm Max
- Ⓢ Up to 39Arms rated current
- Ⓢ 1500Vrms Isolation (380Vrms continuous)

## Electrical Specifications @ 25°C - Operating Temperature -40°C to +125°C

Part Number	Inductance (2,3-5,6)	Irated	LK (2,3-5,6) with (7,8,10,11) shorted	Capacitance N1 to N2 (2,3,5,6) to (7,8,10,11)	DCR (2,3-5,6)=(10,11-7,8)	Self Resonant Frequency (2,3-5,6)=(10,11-7,8)	Impedance at SRF
	( $\mu\text{H} \pm 35\%$ )	(A)	( $\mu\text{H TYP}$ )	( $\text{pF TYP}$ )	( $\text{m}\Omega \text{ MAX}$ )	( $\text{MHz TYP}$ )	( $\text{k}\Omega \text{ TYP}$ )
<b>PM9407.XXXNLT - 24.9mm x 21.6mm x 16.9mm Max</b>							
PM9407.104NLT	120.0	20	0.4	4.3	2.50	1.65	0.73
PM9407.204NLT	200.0	17	0.5	6.4	3.50	1.79	1.08
PM9407.304NLT	280.0	14	0.9	7.0	4.80	1.57	1.60
PM9407.404NLT	360.0	12	1.3	7.2	5.30	1.56	1.72
PM9407.504NLT	480.0	10	1.5	7.8	7.80	1.42	2.35

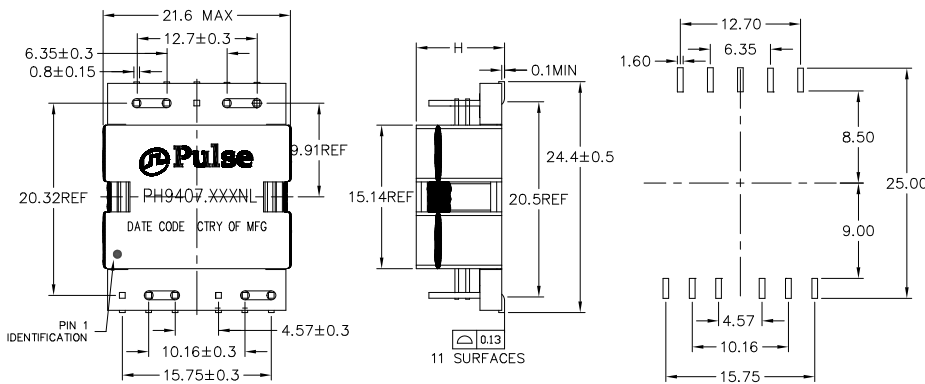
### NOTE:

- The Irated is based upon the temperature rise of the component and represents the rms current which will cause a typical temperature rise of 50°C with free air cooling.
- The temperature of the component (ambient plus temperature rise) must be within the stated operating temperature range.
- Pulse complies to industry standard tape and reel specification EIA481.

## Mechanicals

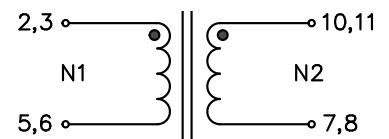
## Schematic

### PM9407.XXXNLT



FINAL OUTLINE

SUGGESTED PAD LAYOUT



PM9407. Series	H(mm Max)	Weight(g TYP)	Tape & Reel
104NLT	13.9	17.0	100/ Reel
204NLT	14.8	17.7	100/ Reel
304NLT	16.0	18.5	80/ Reel
404NLT	16.9	19.3	80/ Reel
504NLT	16.9	19.3	80/ Reel

Dimensions: mm

Unless otherwise specified, all tolerance are  $\pm 0.25$

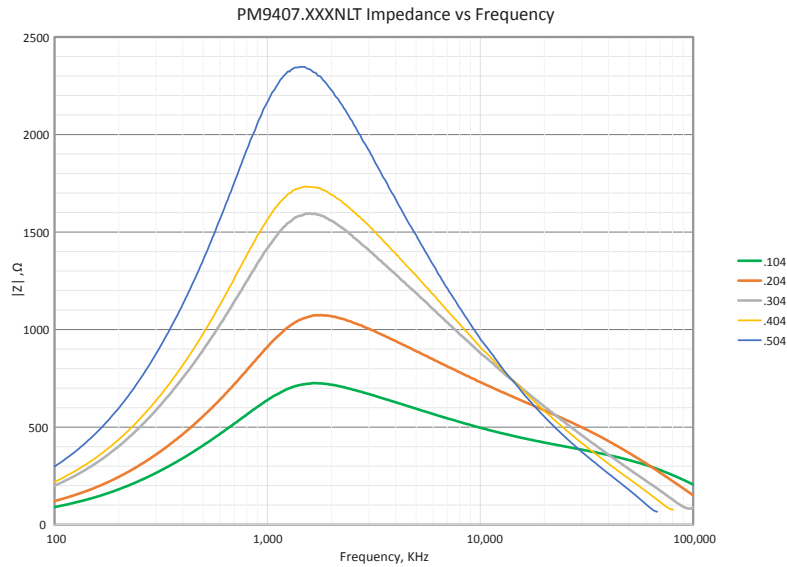
# SMT Common Mode Chokes

PM9407.XXXNLT Series

## Impedance Plots

PM9407.XXXNLT

PM9407.XXXNLT



### For More Information:

Americas - [prodinfo\\_power@pulseelectronics.com](mailto:prodinfo_power@pulseelectronics.com) | Europe - [prodinfo\\_power\\_emea@pulseelectronics.com](mailto:prodinfo_power_emea@pulseelectronics.com) | Asia - [prodinfo\\_power\\_asia@pulseelectronics.com](mailto:prodinfo_power_asia@pulseelectronics.com)

Performance warranty of products offered on this data sheet is limited to the parameters specified. Data is subject to change without notice. Other brand and product names mentioned herein may be trademarks or registered trademarks of their respective owners. © Copyright, 2021. Pulse Electronics, Inc. All rights reserved.

## X-ON Electronics

Largest Supplier of Electrical and Electronic Components

*Click to view similar products for [Common Mode Chokes / Filters](#) category:*

*Click to view products by [Pulse manufacturer](#):*

Other Similar products are found below :

[PE-64683](#) [RD5122-6-9M6](#) [ST6118T-R](#) [FE3X025-10-7NL](#) [T8114NLT](#) [TCM0806G-350-2P-T](#) [TCM0806G-650-2P-T](#) [IND-0110](#)  
[UAL21VR0802000](#) [UALSC023000000](#) [UALSC1020JH000](#) [UALSU10VD20010](#) [UALSU9VD070100](#) [36-00037](#) [CM7060M132R-10](#)  
[UALW21HS072450](#) [UALSU9H0208000](#) [UAL24VK06450CH](#) [PE-67531](#) [TLH10UB](#) [113 OR5](#) [2752045447](#) [CM8663Z161B-10](#) [7351V](#)  
[CMF16-153131](#) [T8116NLT](#) [CMS2-10-R](#) [FE2X10-4-2NL](#) [T8003NLT](#) [CTX01-13663](#) [CTX66-19521-R](#) [RC212-0.5-10M](#) [RC112-0.4-15M](#)  
[RC212-0.6-6M8](#) [RC212-0.4-15M](#) [RC112-0.3-30M](#) [4534-3](#) [WTCF2012Z0M751PB](#) [PH9408.814NLT](#) [B82498B3221J000](#) [PAC6006.364NLT](#)  
[PAC6006.444NLT](#) [PAC6006.204NLT](#) [PH9407.204NLT](#) [PAC6006.264NLT](#) [PH9408.105NLT](#) [PH9408.494NLT](#) [PAC6006.104NLT](#)  
[CM6350R-683-REEL](#) [CUW43T-513T-AU](#) [CUW43T-104T-AU](#)