

ISM 900MHz Helical SMD-Antenna

Ground cleared under antenna, clearance area 6.00 x 11.00 mm. Pulse Part Number: W3112A



Features

- Vertical mount on board
- Compact size WxLxH (2.5 x 8 x 8 mm)
- Low weight (390 mg)
- Lead Free materials
- Fully SMD compatible
 - Glue needed between antenna and PWB
- Lead free soldering compatible
- Tape and reel packing
- RoHS Compliant Product

Applications

- 900MHz ISM Band Systems
- Engineering samples available*

Electrical specifications @ +25 °C

Note: Electrical characteristics depend on test board (GP) size and antenna positioning on GP and Ground Clearance area size.

ISM 900MHz

Typical performance (testboard size 100 x 40 mm, PWB ground clearance area 6.00 x 11.00 mm)

Frequency Range [MHz]	Max Gain [dBi]	Efficiency [%] / [dB]	Return loss min. [dB]	Impedance [Ω]	Operating Temperature [°C]
902 – 928	0.9 (peak) -0.3 (band edges)	67 / -1.7 (peak) 50 / -3 (band edges)	-10	50	-40 to +85

Pulse Finland Oy

Takatie 6
90440 Kempele, Finland
Tel: +358 207 935 500
Fax: +358 207 935 501
www.pulseeng.com/antennas

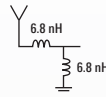


ISM 900MHz Helical SMD-Antenna

Ground cleared under antenna, clearance area 6.00 x 11.00 mm. Pulse Part Number: W3112A

Typical Electrical Characteristics (T=25 °C)

Typical Return Loss S11/ impedance, measured on the 100 x 40 mm test board with matching circuit



Dualband WLAN

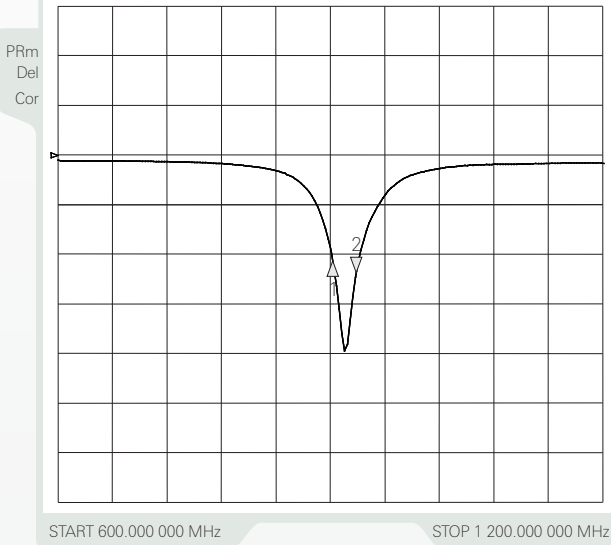
3 Aug 2006 12:15:23

CH1Markers

- 1. -10.616 dB 902.000 MHz
- 2. -11.740 dB 928.000 000 MHz

CH1 S11 LOG

5 dB/REF 0 dB



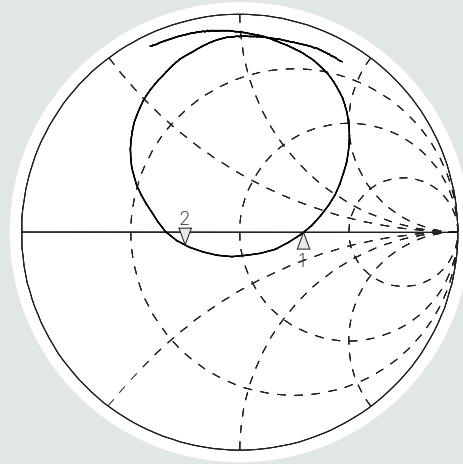
Dualband WLAN

3 Aug 2006 12:22:57

- 1. 92.414 Ω 0.4141 Ω 902.000 MHz
- 2. 29.924 Ω -3.8193 Ω 44.904 pF
- 928.000 000 MHz

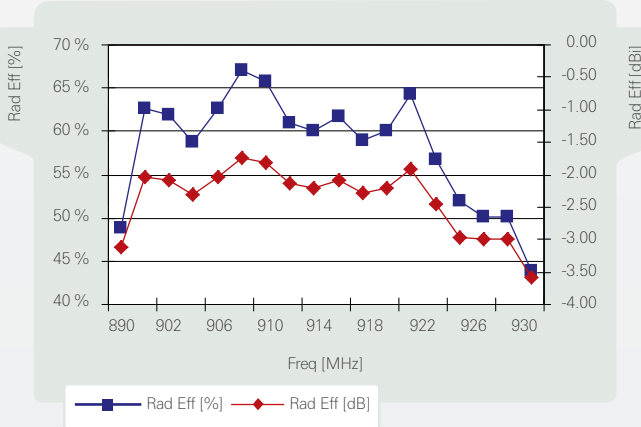
CH1 S11 1 U FS

PRm Del Cor

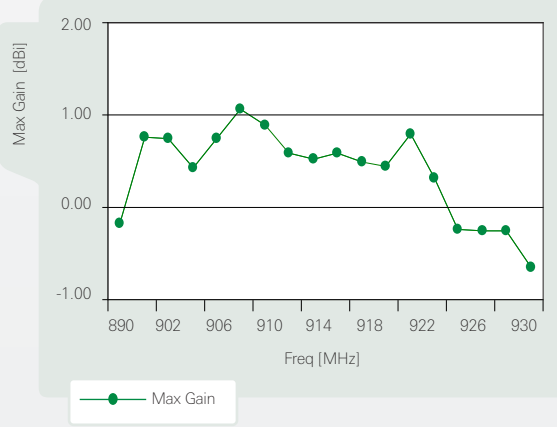


Free space efficiency and maximum gain, PWB ground clearance area 6.00 x 11.00 mm

ISM 900 MHz Ver Helical Antenna



ISM 900 MHz Ver Helical Antenna



Pulse Finland Oy

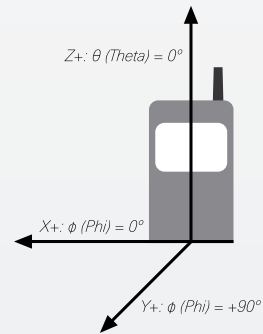
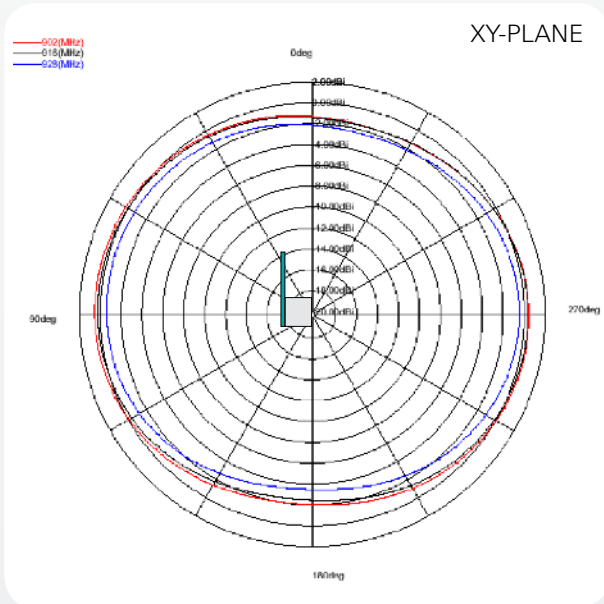
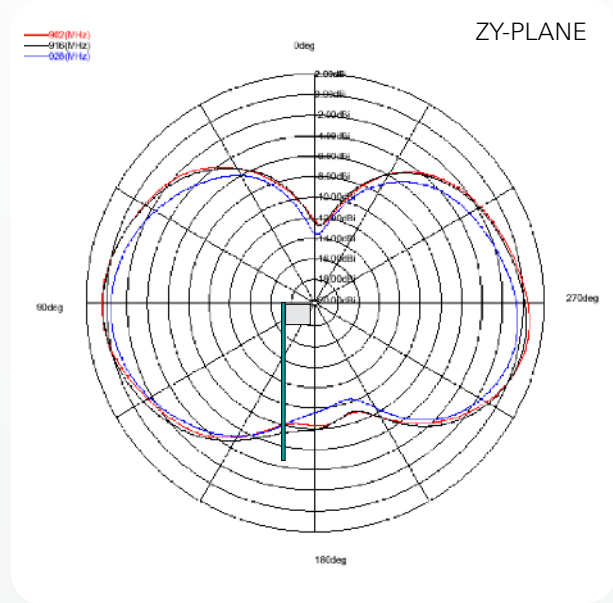
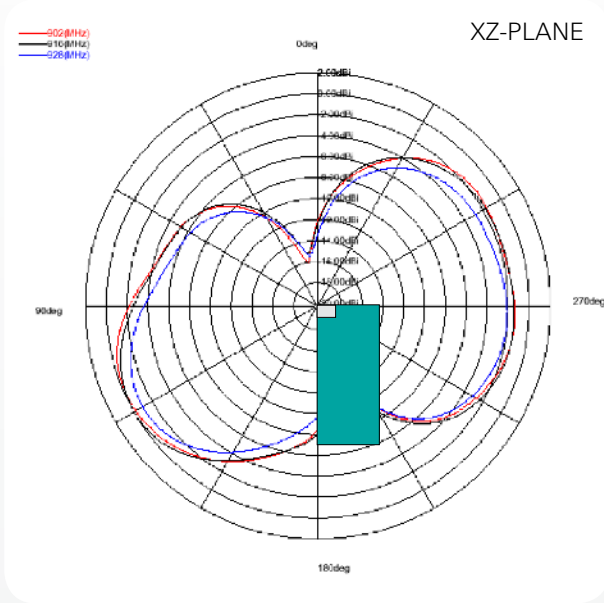
Takatie 6
90440 Kempele, Finland
Tel: +358 207 935 500
Fax: +358 207 935 501
www.pulseeng.com/antennas



ISM 900MHz Helical SMD-Antenna

Ground cleared under antenna, clearance area 6.00 x 11.00 mm. Pulse Part Number: W3112A

Typical Free space Radiation Patterns



Pulse Finland Oy

Takatie 6
90440 Kempele, Finland
Tel: +358 207 935 500
Fax: +358 207 935 501

www.pulseeng.com/antennas



X-ON Electronics

Largest Supplier of Electrical and Electronic Components

Click to view similar products for [Antennas](#) category:

Click to view products by [Pulse](#) manufacturer:

Other Similar products are found below :

[GAN30084EU](#) [930-033-R](#) [GW17.07.0250E](#) [1513563-1](#) [EXE902SM](#) [APAMPG-117](#) [MAF94383](#) [W3908B0100](#) [W6102B0100](#) [YE572113-30RSMM](#) [108-00014-50](#) [66089-2406](#) [SPDA17RP918](#) [A09-F8NF-M](#) [A09-F5NF-M](#) [RGFRA1903041A1T](#) [W3593B0100](#) [W3921B0100](#) [SIMNA-868](#) [SIMNA-915](#) [SIMNA-433](#) [W1044](#) [W1049B090](#) [A75-001](#) [WTL2449CQ1-FRSMM](#) [CPL9C](#) [EXB148BN](#) [0600-00060](#) [TRA9020S3PBN-001](#) [GD5W-28P-NF](#) [MA9-7N](#) [GD53-25](#) [GD5W-21P-NF](#) [C37](#) [MAF94051](#) [MA9-5N](#) [EXD420PL](#) [B1322NR](#) [QWFTB120](#) [MAF94271](#) [MAF94300](#) [GPSMB301](#) [FG4403](#) [AO-AGSM-OM54](#) [5200232](#) [MIKROE-2349](#) [WCM.01.0111](#) [MIKROE-2393](#) [MIKROE-2352](#) [MIKROE-2350](#)