

# ISM 900MHz Helical SMD-Antenna

Ground cleared under antenna, clearance area 8.00 x 40.00 mm. Pulse Part Number: W3113



## Features

- Low profile (2.5mm, embedded to board)
- Compact size W x L x H (12.4 x 8 x 2.5 mm)
- Low weight (400 mg)
- Lead Free materials
- Fully SMD compatible
  - Glue needed between antenna and PWB
- Lead free soldering compatible
- Tape and reel packing
- RoHS Compliant Product

## Applications

- 900MHz ISM Band Systems
- Engineering samples available*

## Electrical specifications @ +25 °C

*Note: Electrical characteristics depend on test board (GP) size and antenna positioning on GP and Ground Clearance area size.*

## ISM 900MHz

Typical performance (testboard size 100 x 40 mm, PWB ground clearance area 8.00 x 40.00 mm)

Frequency Range [MHz]	Max Gain [dBi]	Efficiency [%] / [dB]	Return loss min. [dB]	Impedance [ $\Omega$ ]	Operating Temperature [°C]
902 – 928	0.8 (peak) -0.3 (band edges)	66 / -1.8 (peak) 51 / -2.9 (band edges)	-10	50	-40 to +85

## Pulse Finland Oy

Takatie 6  
90440 Kempele, Finland  
Tel: +358 207 935 500  
Fax: +358 207 935 501

[www.pulseeng.com/antennas](http://www.pulseeng.com/antennas)

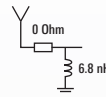


# ISM 900MHz Helical SMD-Antenna

Ground cleared under antenna, clearance area 8.00 x 40.00 mm. Pulse Part Number: W3113

## Typical Electrical Characteristics (T=25 °C)

Typical Return Loss S11/ impedance, measured on the 100 x 40 mm test board with matching circuit



### Dualband WLAN

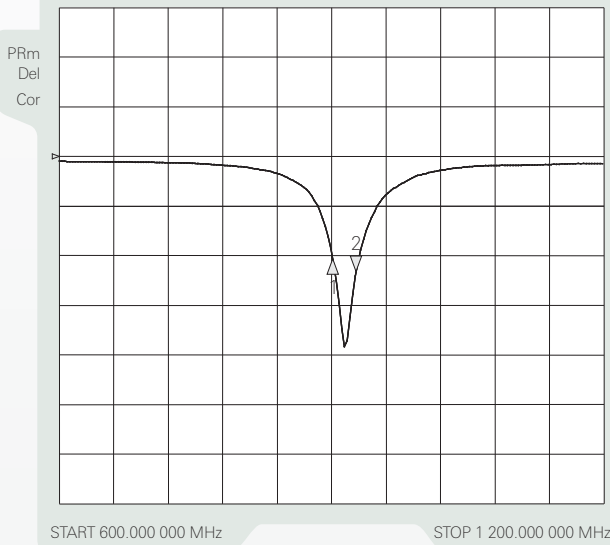
3 Aug 2006 12:20:14

CH1Markers

- 1. -10.315 dB 902.000 MHz
- 2. -11.610 dB 928.000 000 MHz

CH1 S11 LOG

5 dB/REF 0 dB

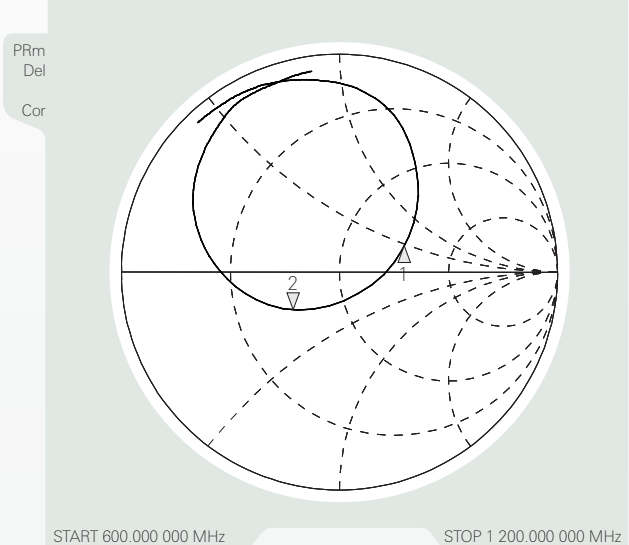


### Dualband WLAN

3 Aug 2006 12:23:32

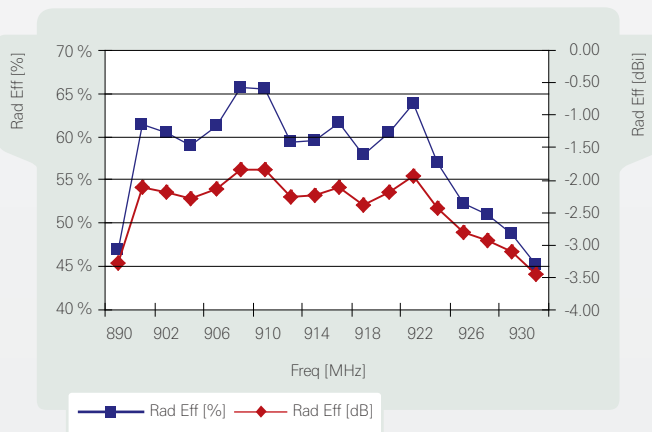
- 1. 88.223 Ω 24.625 Ω 902.000 MHz
- 2. 30.870 Ω -11.444 Ω 14.986 pF 928.000 000 MHz

CH1 S11 1 U FS

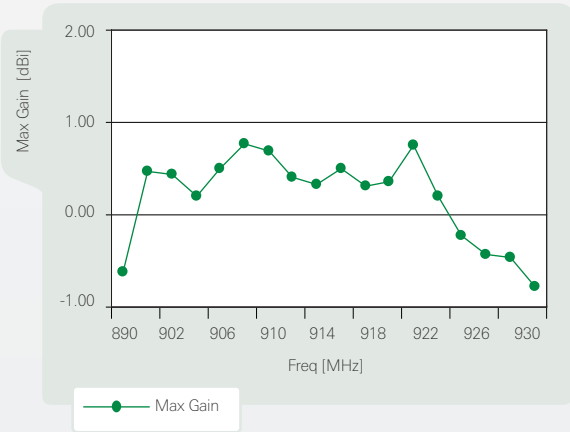


Free space efficiency and maximum gain, PWB ground clearance area 8.00 x 40.00 mm

### ISM 900 MHz Hor Helical Antenna



### ISM 900 MHz Hor Helical Antenna



## Pulse Finland Oy

Takatie 6  
90440 Kempele, Finland  
Tel: +358 207 935 500  
Fax: +358 207 935 501

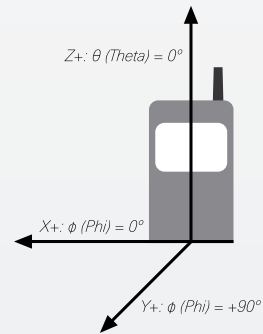
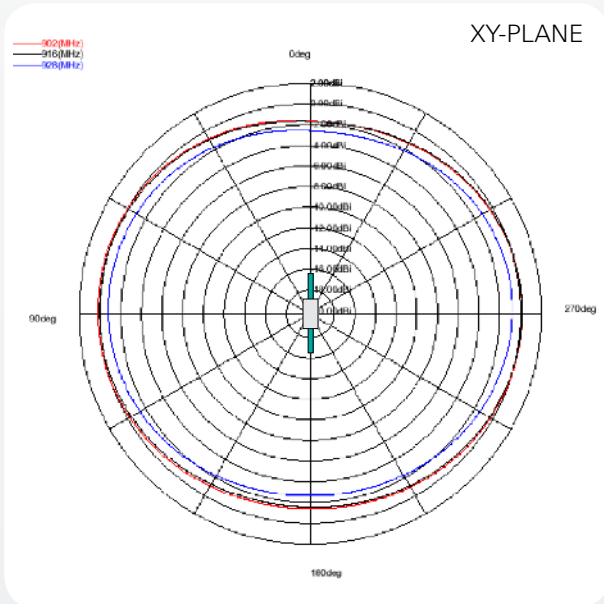
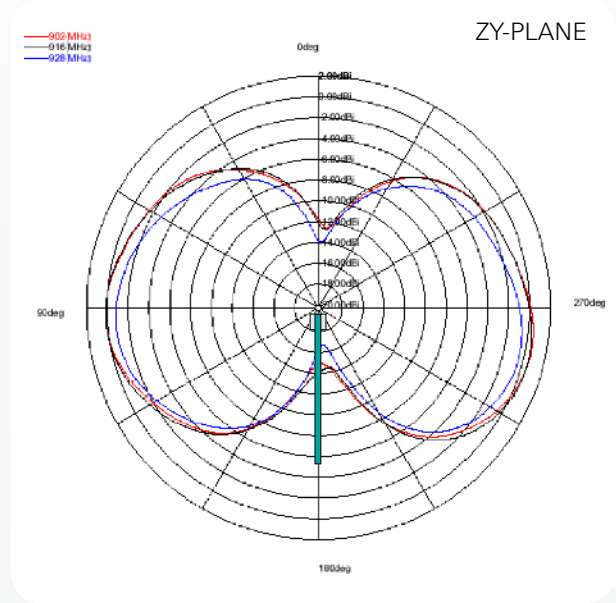
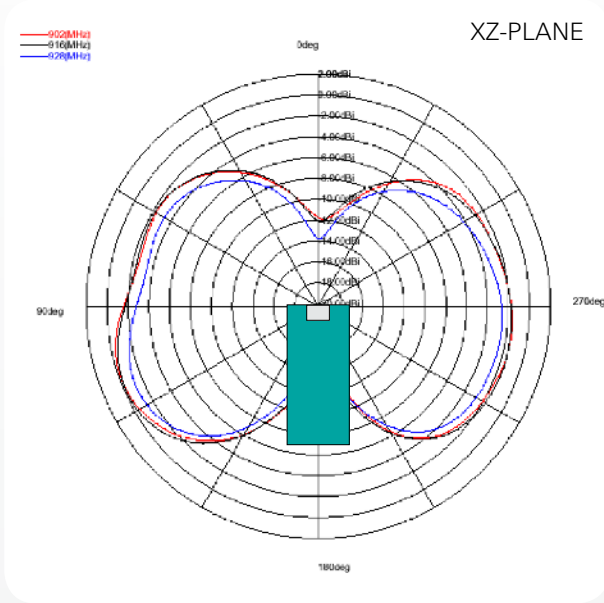
[www.pulseeng.com/antennas](http://www.pulseeng.com/antennas)



# ISM 900MHz Helical SMD-Antenna

Ground cleared under antenna, clearance area 8.00 x 40.00 mm. Pulse Part Number: W3113

## Typical Free space Radiation Patterns



Pulse Finland Oy

Takatie 6  
90440 Kempele, Finland  
Tel: +358 207 935 500  
Fax: +358 207 935 501

[www.pulseeng.com/antennas](http://www.pulseeng.com/antennas)



## X-ON Electronics

Largest Supplier of Electrical and Electronic Components

*Click to view similar products for [Antennas](#) category:*

*Click to view products by [Pulse](#) manufacturer:*

Other Similar products are found below :

[CCT FM1](#) [ABFT](#) [AD-NM-SMAF](#) [CTC110](#) [MAF94149](#) [EXE902SF](#) [MMCX-SMA-100](#) [PDQ24496-91NF](#) [GAN30084EU](#) [930-033-R](#) [A08-HABUF-P5I](#) [AAF95035](#) [DG-ANT-20DP-BG-B](#) [ANT-DB1-RMT-SMA](#) [APAMPGJ-141](#) [1513563-1](#) [A09-HASM-7](#) [EXE902MD](#) [EXE902SM](#) [APAMPG-117](#) [GPS1575SP26-004](#) [GPS15MGSM](#) [CMQ69273-30NF](#) [RD2458-5-OTDR-NM](#) [TRAB24/49003](#) [TRAB8903NP](#) [TRAB9023NP](#) [W3908B0100](#) [W6102B0100](#) [YE572113-30RSMM](#) [SPDA17RP918](#) [OP24516SX-91NM](#) [OP24516SX-91RSMM](#) [CMS69273-30NF](#) [CMS69273P-30NF](#) [TRAB24003N](#) [TRAB24003NP](#) [TRAB8213NP](#) [TRAB8903](#) [A09-Y8NF](#) [A09-Y11NF](#) [A09-HSM-7](#) [A09-F8NF-M](#) [A09-F5NF-M](#) [TRA9023P](#) [108-00016-050](#) [W3593B0100](#) [GPSU15P](#) [W3921B0100](#)