

ISM 315MHz Helical Antenna

Ground cleared under antenna, clearance area 8.50 x 40.00 mm. Pulse Part Number: W3126



Features

- Plastic supported helical antenna
- Size (helix): Length 35.35mm, \varnothing 7mm
- Low weight (1.8g)
- Mounting on top of the PWB
- Through hole mechanical support pegs
- Feed contact by soldering via PWB hole
- Tray packing
- RoHS Compliant Product

Applications

- Remote controls, toys etc.
- 315MHz ISM Band Systems

Electrical specifications @ +25 °C

Note: Electrical characteristics depend on test board (GP) size and antenna positioning on GP and Ground Clearance area size.

ISM 315MHz

Typical performance (test board size 100x40 mm, PWB ground clearance area 8.50 x40.00 mm), tuning and matching circuit: tuning 33nH series, matching 10nH shunt for Pulse standard evaluation board.

Frequency Range [MHz]	Max Gain [dBi]	Return loss min. [dB]	Impedance [Ω]	Operating Temperature [°C]
315	-5	-10	50	-40 to +85

Pulse Finland Oy

Takatie 6
90440 Kempele, Finland
Tel: +358 207 935 500
Fax: +358 207 935 501


www.pulseeng.com/antennas

ISM 315MHz Helical Antenna

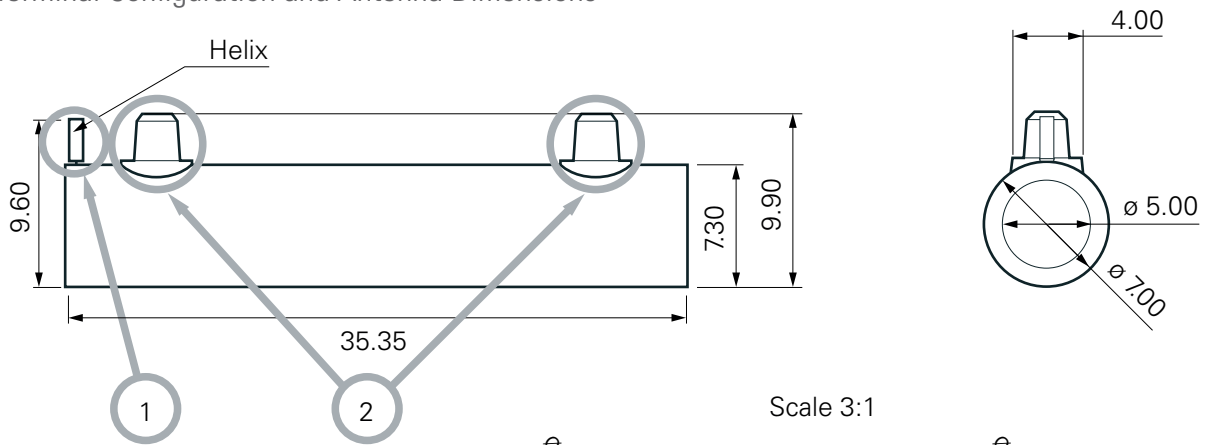
Ground cleared under antenna, clearance area 8.50 x 40.00 mm. Pulse Part Number: W3126

Terminal Configuration

PWB Layout



Terminal Configuration and Antenna Dimensions



Antenna Features

No.	Terminal Name	Terminal Dimensions
1	Feed terminal	Wire diameter 0.8mm
2	Support	Diameter 2.5mm, length 2.6mm



Matching circuit needs to be placed on PCB close to antenna feed terminal.

Matching component values depend on device construction; size, surrounding mechanics, materials etc..

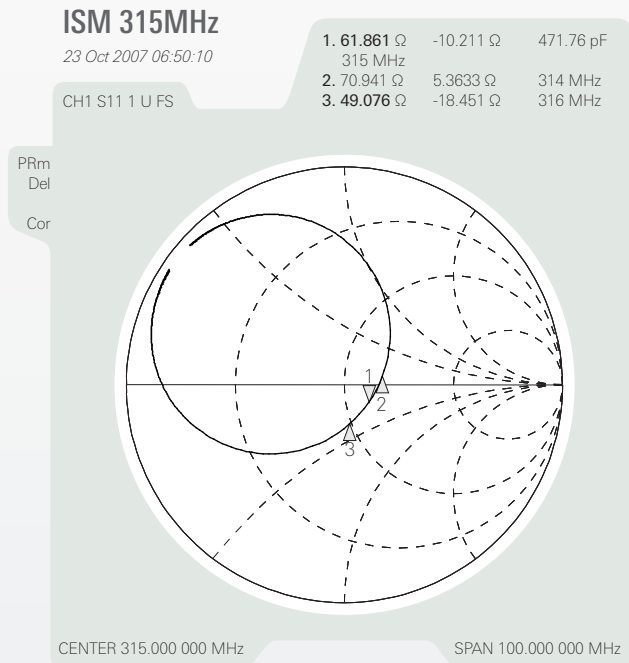
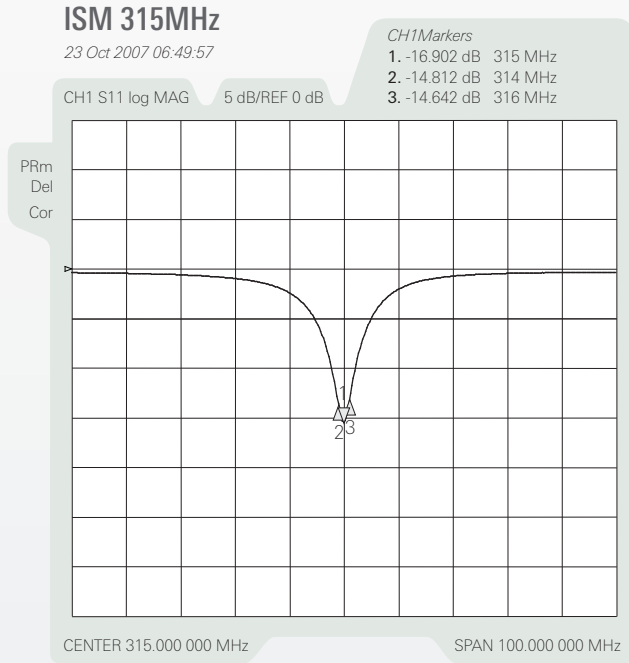
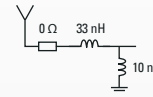
ISM 315MHz Helical Antenna

Ground cleared under antenna, clearance area 8.50 x 40.00 mm. Pulse Part Number: W3126

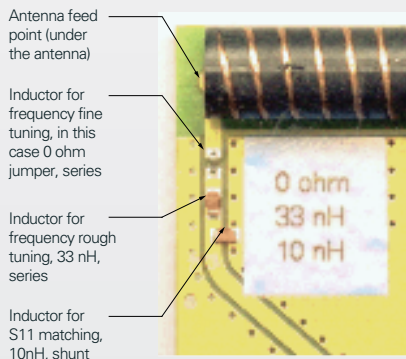
Typical Electrical Characteristics (T=25 °C)

Typical Return Loss S11/ impedance,

Measured on the 100x40mm test board with tuning and matching circuit



Matching Circuit Details

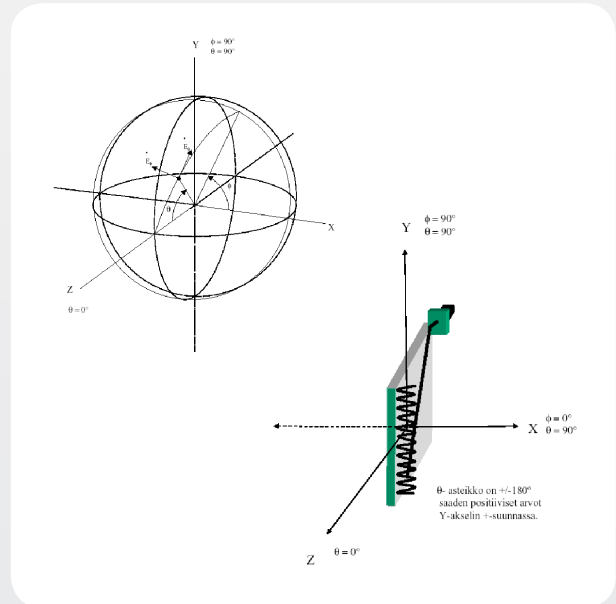
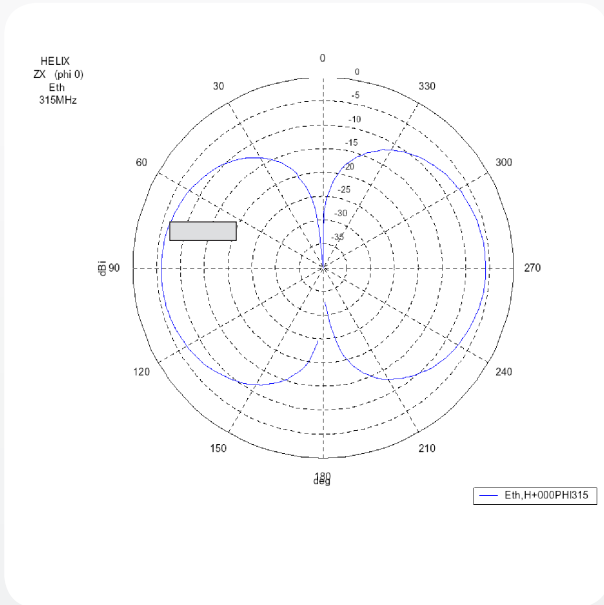


Note: Exact matching and tuning components value depend on application, board size, cover etc.

ISM 315MHz Helical Antenna

Ground cleared under antenna, clearance area 8.50 x 40.00 mm. Pulse Part Number: W3126

Typical Free space Radiation Patterns



X-ON Electronics

Largest Supplier of Electrical and Electronic Components

Click to view similar products for [Antennas](#) category:

Click to view products by [Pulse](#) manufacturer:

Other Similar products are found below :

[GAN30084EU](#) [930-033-R](#) [GW17.07.0250E](#) [1513563-1](#) [EXE902SM](#) [APAMPG-117](#) [MAF94383](#) [W3908B0100](#) [W6102B0100](#) [YE572113-30RSMM](#) [108-00014-50](#) [66089-2406](#) [A09-F8NF-M](#) [A09-F5NF-M](#) [RGFRA1903041A1T](#) [W3593B0100](#) [W3921B0100](#) [SIMNA-868](#) [SIMNA-915](#) [SIMNA-433](#) [W1044](#) [W1049B090](#) [A75-001](#) [WTL2449CQ1-FRSMM](#) [CPL9C](#) [EXB148BN](#) [0600-00060](#) [TRA9020S3PBN-001](#) [GD5W-28P-NF](#) [MA9-7N](#) [GD53-25](#) [GD5W-21P-NF](#) [EXB144SM](#) [C37](#) [MAF94051](#) [P1744](#) [MA9-5N](#) [EXD420PL](#) [B1322NR](#) [QWFTB120](#) [MAF94271](#) [MAF94300](#) [GPSMB301](#) [FG4403](#) [AO-AGSM-OM54](#) [5200232](#) [MIKROE-2349](#) [WCM.01.0111](#) [MIKROE-2393](#) [MIKROE-2352](#)