

External / In-building 5G/4G Blade Dipole Antenna

W5150 - 617 to 60000 MHz



Applications:

- ④ 5G NR FR1 radio systems
- ④ LTE radios
- ④ 2G/3G/ Fallback
- ④ Gateways, setup boxes, smart home, industrial IoT
- ④ Optimized for straight and 90° bent positions

Electrical Specifications @ 25°C - Operating Temperature -40°C to +85°C

Frequency Bands - 617-960/1430-6000 MHz

Antenna Type	Nominal Impedance	Return Loss	Radiation Pattern	Polarization	Power Withstanding
Blade Antenna	50Ω	<-5 dB	Omni	Vertical	3W

Frequency	617-960MHz	1430-3500MHz	3500-6000MHz
Gain	1.2 dBi +/- 1.2dB	2.5 dBi +/- 1.5dB	5.5 dBi +/- 3.5dB
Average Efficiency	45%	65%	70%

Mechanical Specifications

Orderable PN: W5150

Size - (LxWxTh)	Color	Weight	Connector Type	Cable Type	Cable Length	Fixing System
229 x 30.5 x 11.0mm	Black	56.8grms	SMA Male	N/A	N/A	Swivel mount
Plastic Radome	Flammability	Ingress Protection	Position			
ABS/PC	UL94-V0	IP65	0°,45°,90°			

Environmental Specifications

Temperature Shock	Humidity Cycling	Vibration	Mechanical Shock	Drop Test
3 cycles -25C to 70°C at 5°C/min	Mil-Std-810 Method 507.3 Procedure III 5 cycles @ 95% RH	5-500 Hz Freq Mil Std 810 G s 514.4	4.78 m/s	1 meter 10x to tile

Notes:

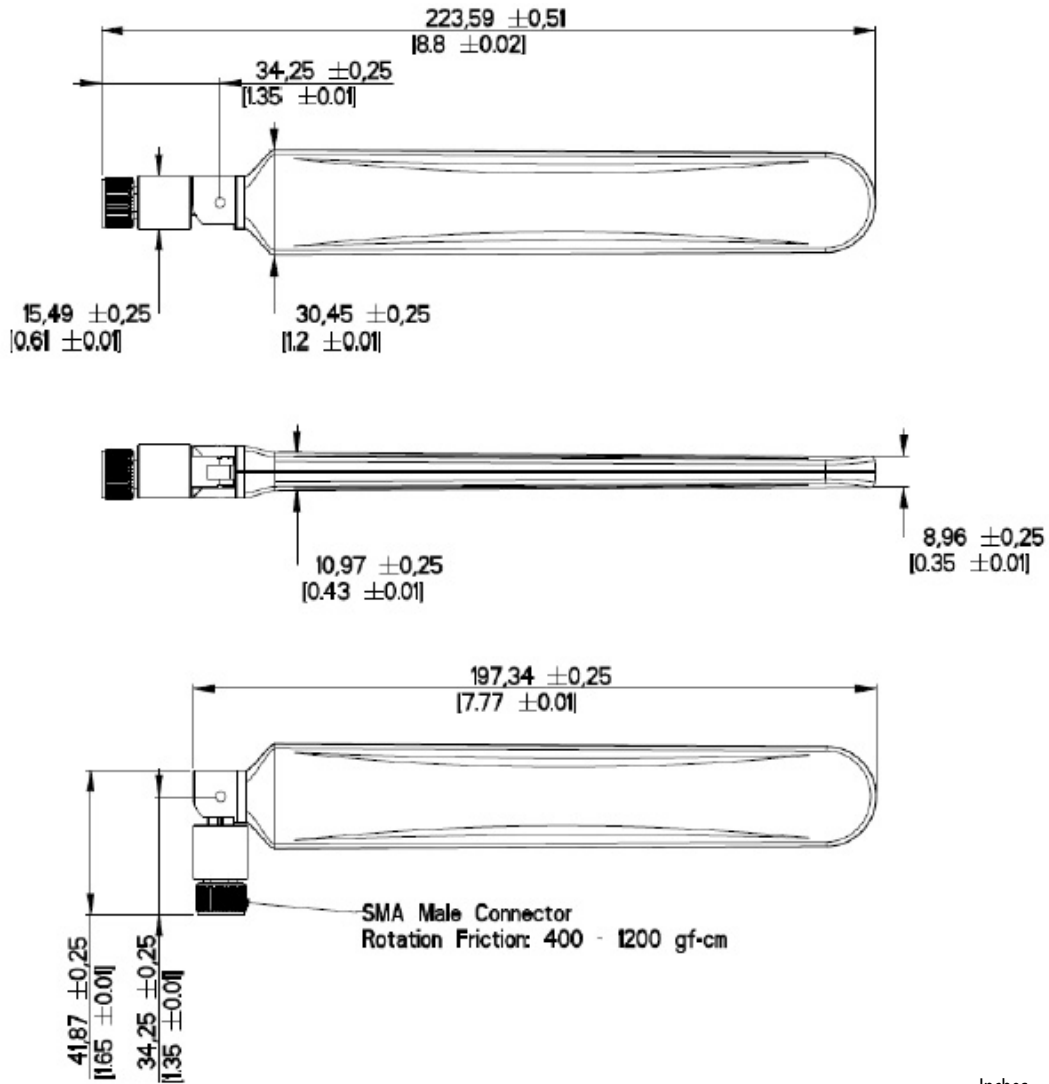
1. Storage Temperature: -40°C to 85°C

External / In-building 5G/4G Blade Dipole Antenna

W5150 - 617 to 60000 MHz

Mechanical

W5150



Dimensions: $\frac{\text{Inches}}{\text{mm}}$

Unless otherwise specified,
all tolerances are $\pm \frac{.010}{0.25}$

Packaging Info:

1PCS/PE bag

100PCS/Carton box

External / In-building 5G/4G Blade Dipole Antenna

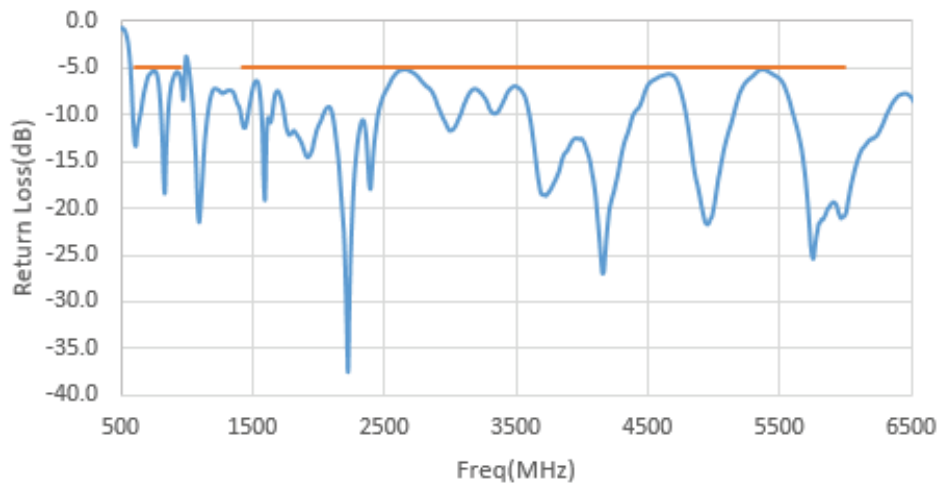
W5150 - 617 to 60000 MHz

Charts

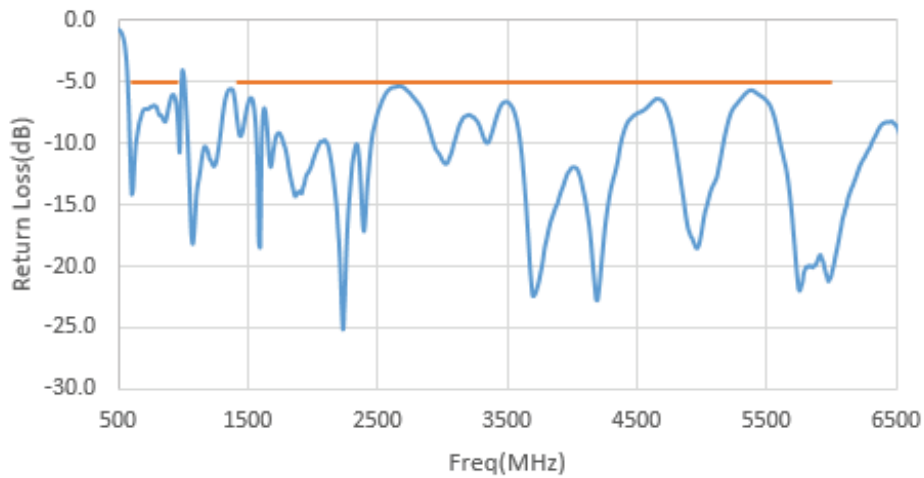
W5150

Return Loss

Straight



Bending



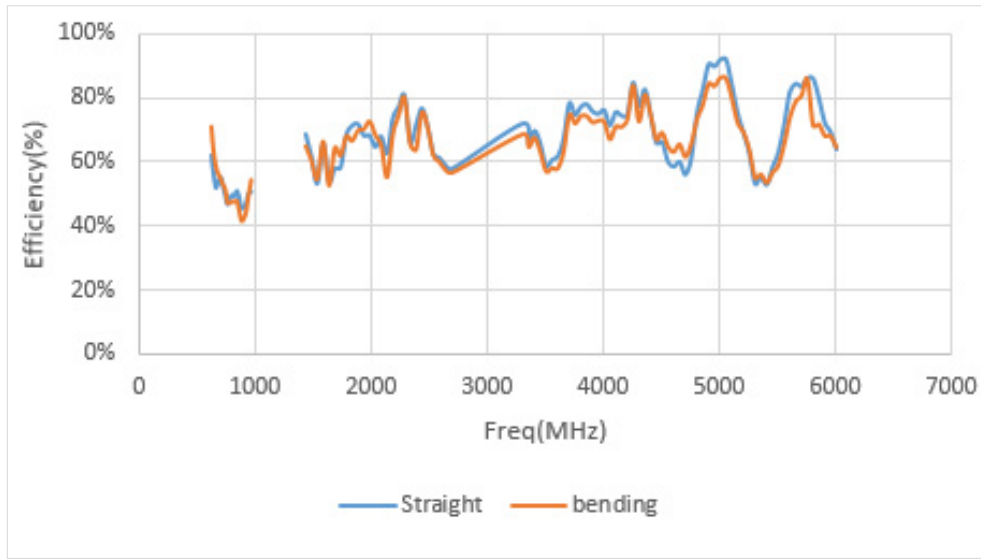
External / In-building 5G/4G Blade Dipole Antenna

W5150 - 617 to 60000 MHz

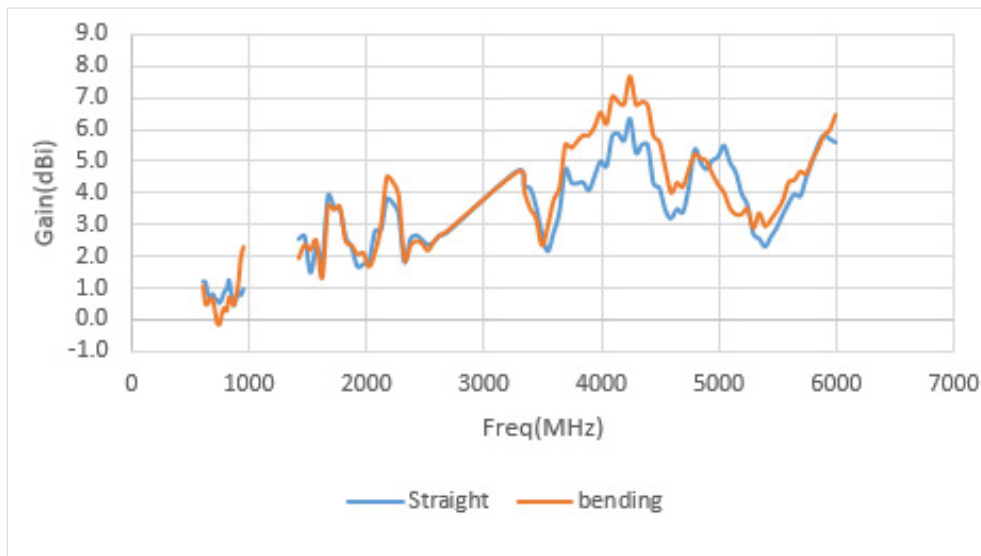
Charts

W5150

Average Efficiency



Peak Gain



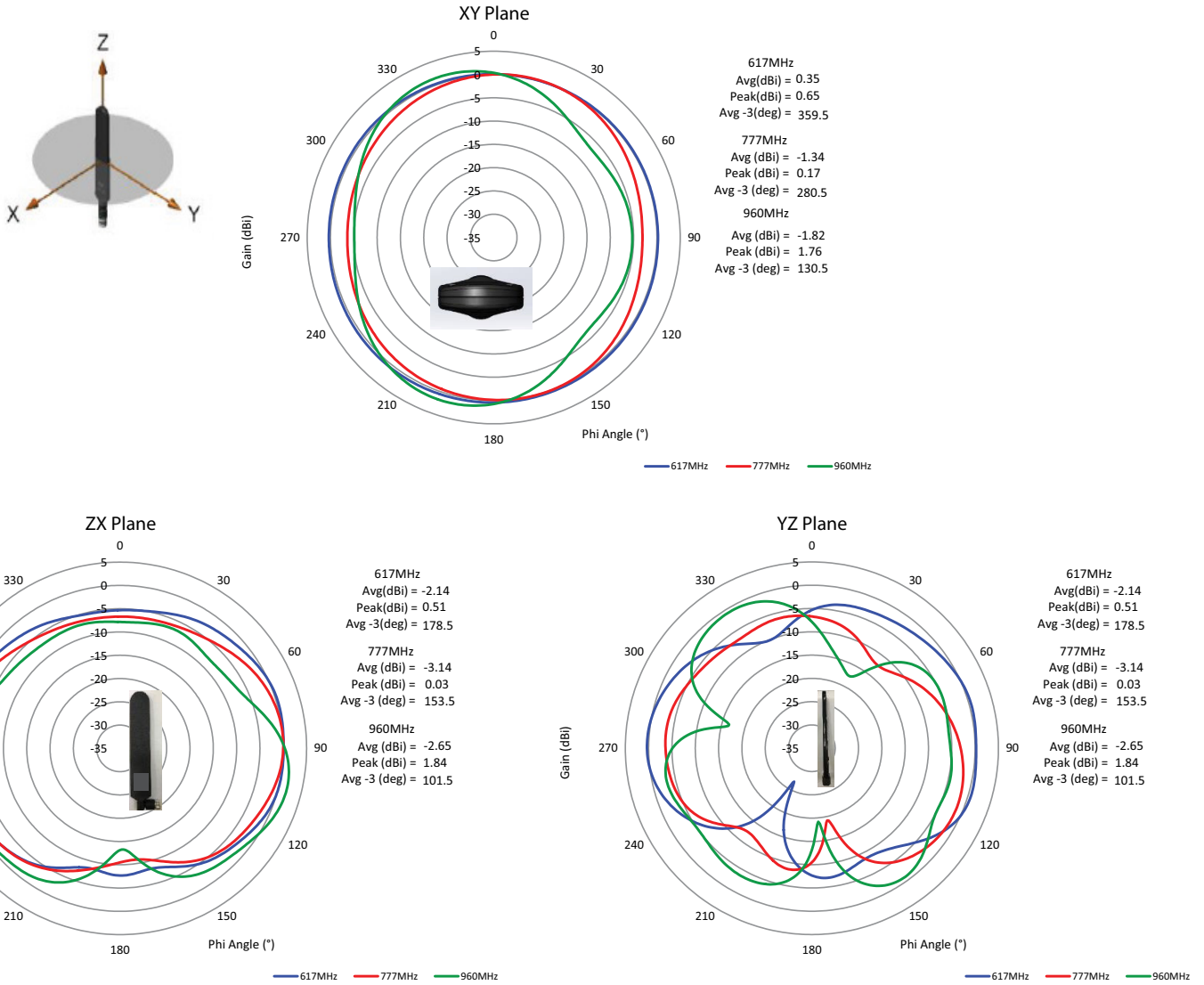
External / In-building 5G/4G Blade Dipole Antenna

W5150 - 617 to 60000 MHz

Charts

617MHz - 960MHz

Gain Plots (Bend)



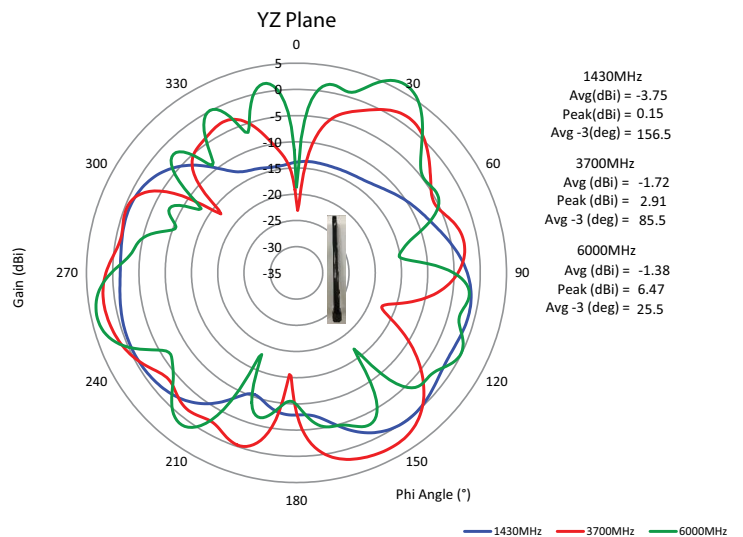
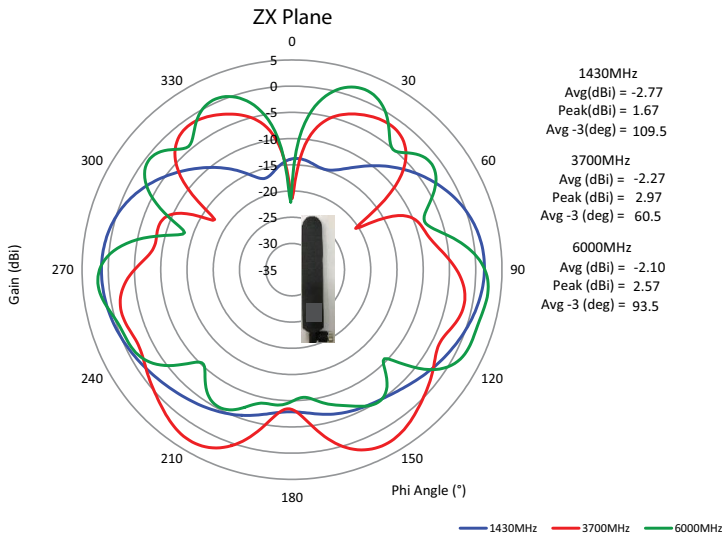
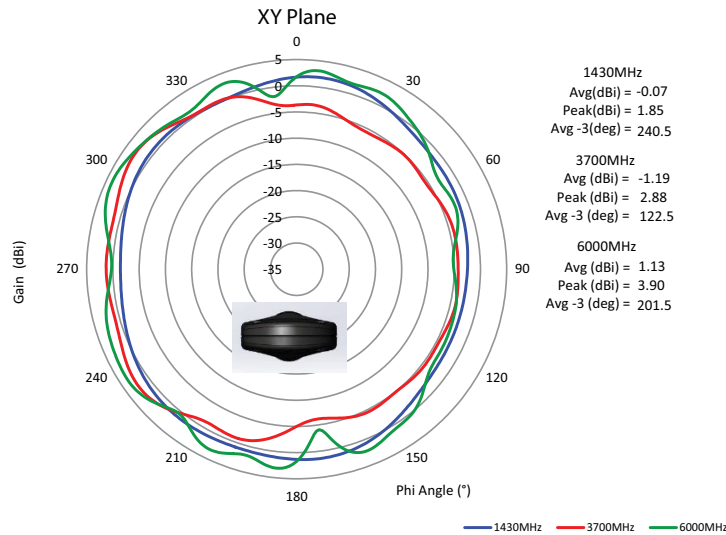
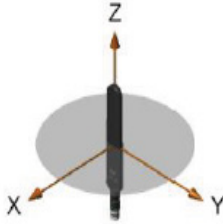
External / In-building 5G/4G Blade Dipole Antenna

W5150 - 617 to 60000 MHz

Charts

1400MHz - 6000MHz

Gain Plots (Bend)



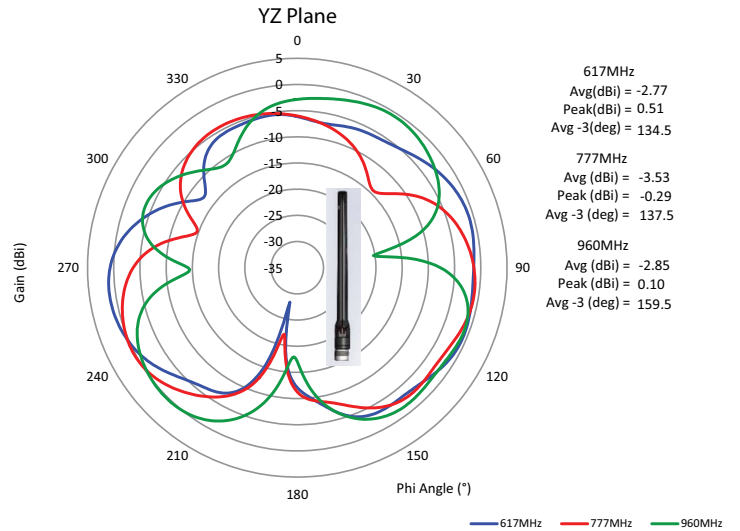
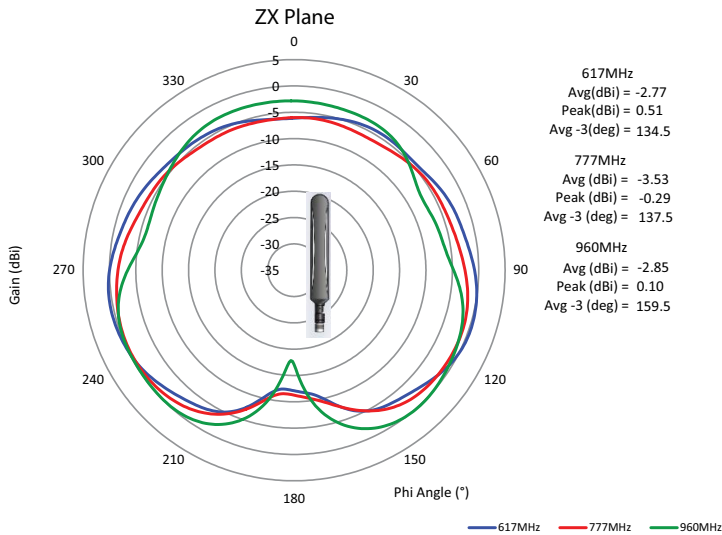
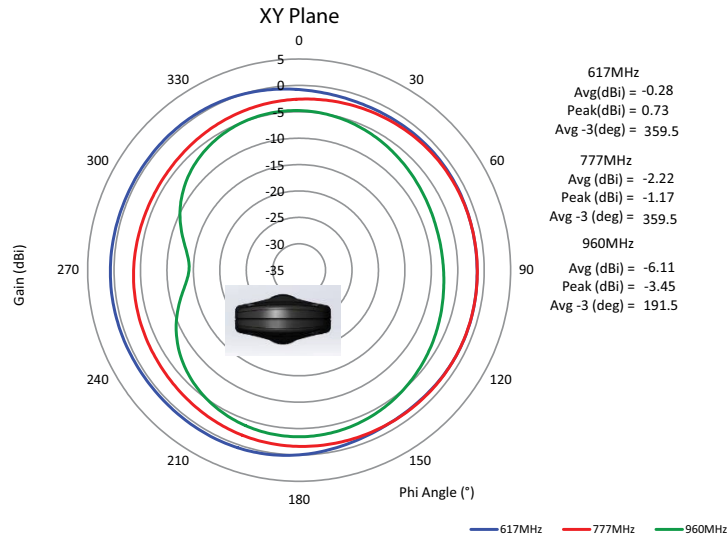
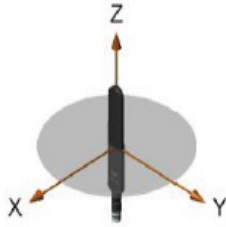
External / In-building 5G/4G Blade Dipole Antenna

W5150 - 617 to 60000 MHz

Charts

617MHz - 960MHz

Gain Plots (Straight)



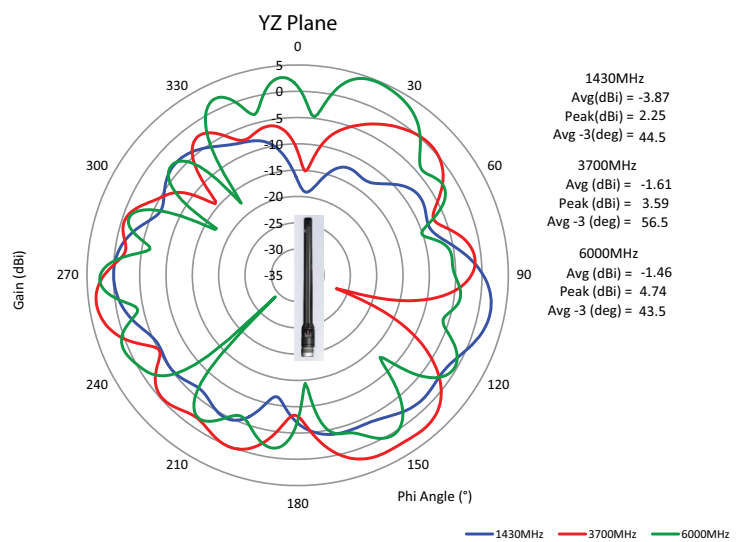
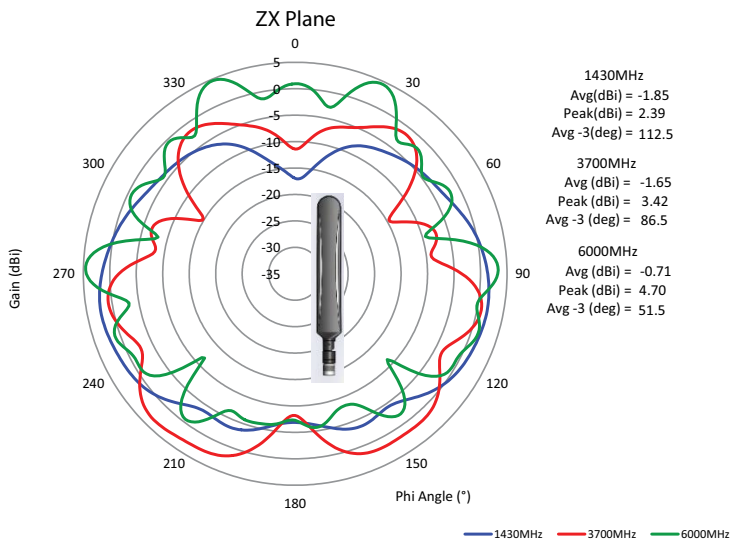
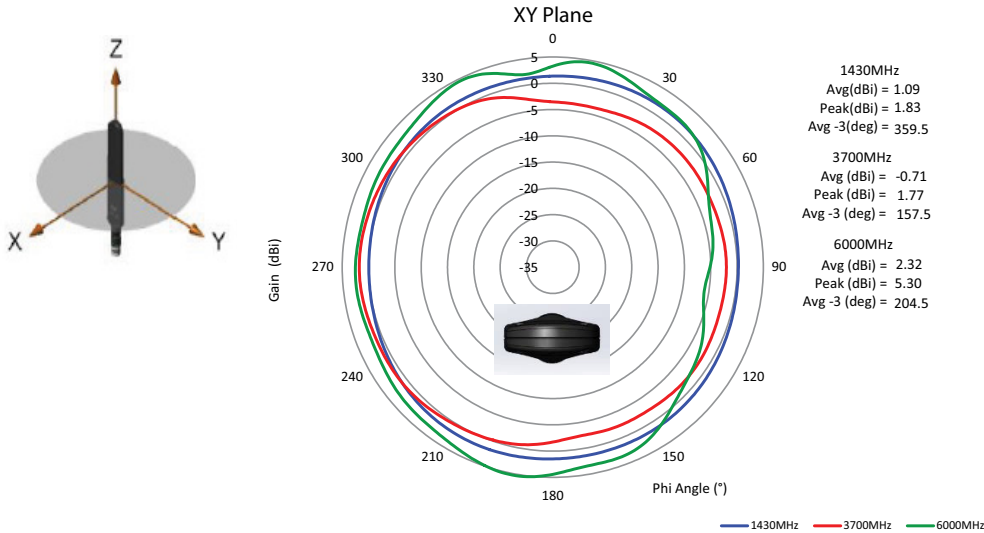
External / In-building 5G/4G Blade Dipole Antenna

W5150 - 617 to 60000 MHz

Charts

1430MHz - 6000MHz

Gain Plots (Straight)



For More Information:

Americas - antennas.us@pulseelectronics.com | Europe - antennas.eu@pulseelectronics.com | Asia - antennas.as@pulseelectronics.com | Questions? +1-800-ANTENNA

Performance warranty of products offered on this data sheet is limited to the parameters specified. Data is subject to change without notice. Other brand and product names mentioned herein may be trademarks or registered trademarks of their respective owners. © Copyright, 2020. Pulse Electronics, Inc. All rights reserved.

X-ON Electronics

Largest Supplier of Electrical and Electronic Components

Click to view similar products for [Antennas](#) category:

Click to view products by [Pulse](#) manufacturer:

Other Similar products are found below :

[GAN30084EU](#) [930-033-R](#) [GW17.07.0250E](#) [1513563-1](#) [EXE902SM](#) [APAMPG-117](#) [MAF94383](#) [W3908B0100](#) [W6102B0100](#) [YE572113-30RSMM](#) [108-00014-50](#) [66089-2406](#) [SPDA17RP918](#) [A09-F8NF-M](#) [A09-F5NF-M](#) [RGFRA1903041A1T](#) [W3593B0100](#) [W3921B0100](#) [SIMNA-868](#) [SIMNA-915](#) [SIMNA-433](#) [W1044](#) [W1049B090](#) [A75-001](#) [WTL2449CQ1-FRSMM](#) [CPL9C](#) [EXB148BN](#) [0600-00060](#) [TRA9020S3PBN-001](#) [GD5W-28P-NF](#) [MA9-7N](#) [GD53-25](#) [GD5W-21P-NF](#) [C37](#) [MAF94051](#) [MA9-5N](#) [EXD420PL](#) [B1322NR](#) [QWFTB120](#) [MAF94271](#) [MAF94300](#) [GPSMB301](#) [FG4403](#) [AO-AGSM-OM54](#) [5200232](#) [MIKROE-2349](#) [WCM.01.0111](#) [MIKROE-2393](#) [MIKROE-2352](#) [MIKROE-2350](#)