

Product Overview

The QPQ1290 is a high-performance Bulk Acoustic Wave (BAW) Tx/Rx filter designed to meet the strict LTE rejection requirements for use in B41.

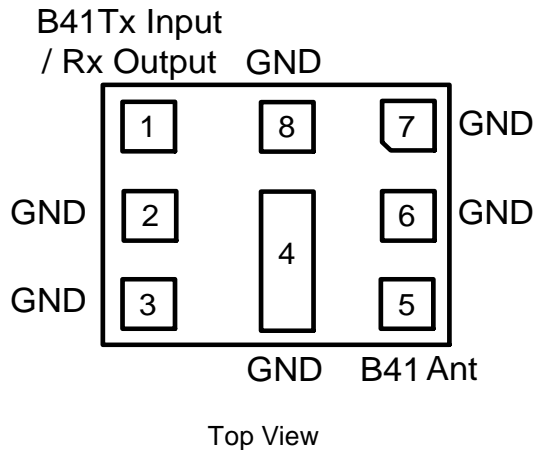
QPQ1290 is specifically designed to meet the high-performance expectations of insertion loss and rejection for LTE transmit systems under all operating conditions.

The QPQ1290 uses common module packaging techniques to achieve the industry standard 1.8 x 1.4 x 0.73 mm footprint.



8-Pad 1.8 mm x 1.4 mm x 0.73 mm Package

Functional Block Diagram



Key Features

- Highly Selective BAW Filter Achieving Low Insertion Loss Over Full Bandwidth and Operating Conditions
- Excellent Wi-Fi Rejection
- Performance -20 to +85 °C
- RoHS compliant (2002/95/EC), Pb-free



Applications

- Full Band 41 TD-LTE Tx / Rx

Pin Configuration - Single Ended

Pin No.	Label - Function
1	B41 Tx Input / Rx Output
5	B41 Ant - Antenna Port
2, 3, 4, 6, 7, 8	GND - Ground Connection*

*Note: see application section for details on optimal grounding

Ordering Information

Part No.	Description
QPQ1290TR7	7" Taped Reel with 2500 pieces
QPQ1290-EVB	Assembled Evaluation Board

Absolute Maximum Ratings

Parameter	Rating
Operating Temperature	-20 to +85 °C
Storage Temperature	-40 to +85°C
Input Power (In Pass-band, CW signal, pin1)	+29 dBm

Operation of this device outside the parameter ranges given above may cause permanent damage.

Recommended Operating Conditions

Parameter	Min	Typ	Max	Unit
T _{CASE}	-20		+85	°C

Electrical specifications are measured at specified test conditions.

Electrical Specifications – Band 41 ⁽¹⁾

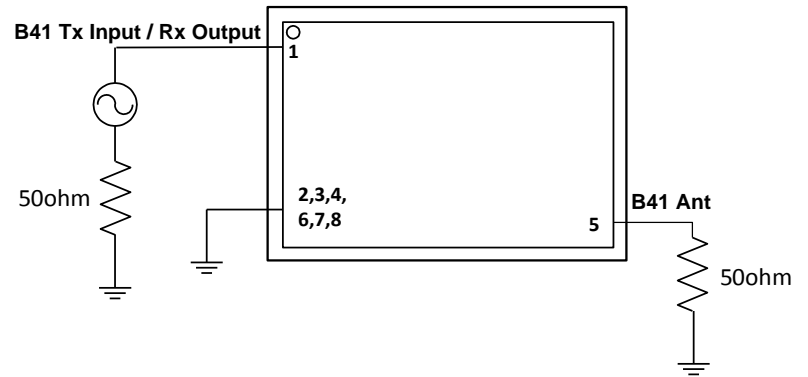
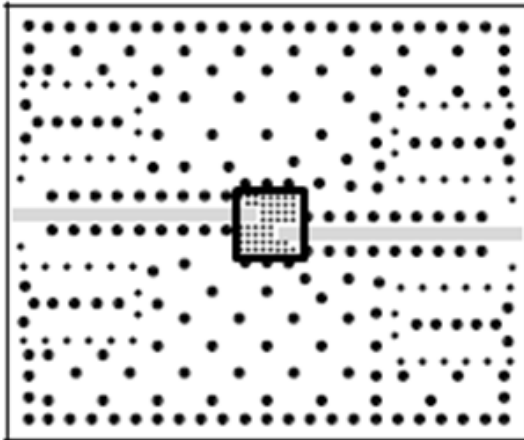
Test conditions unless otherwise specified. Temperature Range: -20°C to +85 °C

Parameter	Conditions	Min	Typ	Max	Unit
Insertion Loss	2496 – 2500 MHz	-	3.1	3.9	dB
	2500 – 2686 MHz	-	2.7	3.3	dB
	2686 – 2690 MHz	-	2.2	3.1	dB
Passband Ripple ⁽³⁾	2496 – 2690 MHz	-	1.1	2.2	dB
VSWR In	2496 – 2690 MHz	-	1.7	-	-
	2500-2550 MHz	-	1.7	2.1	-
	2590-2690 MHz	-	1.6	2.1	-
Return Loss ⁽⁴⁾	2515-2520 MHz	-	14	-	dB
VSWR Out	2496 – 2690 MHz	-	1.7	-	-
	2500-2550 MHz	-	1.5	2.3	-
	2590-2690 MHz	-	1.7	2.3	-
Attenuation	10 - 1564 MHz	35	50	-	dB
	1565 - 1615 MHz	36	46	-	dB
	1616-2400 MHz	5	6	-	dB
	WiFi CH1-7 ⁽⁵⁾	40	44	-	dB
	WiFi CH8-10 ⁽⁵⁾	42	51	-	dB
	WiFi CH11 ⁽⁵⁾	38	47	-	dB
	WiFi CH12 ⁽⁵⁾	21	41	-	dB
	WiFi CH13 ⁽⁵⁾	10	24	-	dB
	2775-4991 ⁽⁶⁾ MHz	12	15	-	dB
	4992 - 5380 MHz	27	32	-	dB
	5381 - 7487 MHz	21	23	-	dB
7488 – 8000 MHz	16	22	-	dB	

Notes:

- All specifications are based on the Qorvo schematic for the main reference design shown on page 3
- Typical values are values of a nominal part at +25 °C.
- Measured as Amplitude Variation.
- Return Loss (2515-2520) MHz to catch 180° rotated parts.
- Averaging |S₂₁| over the center 19 MHz of the channels and converting to dB value.
- Measured as Attenuation rejection 2775-3000 MHz.

Evaluation Board and Schematic – QPQ1290EVB



Notes:

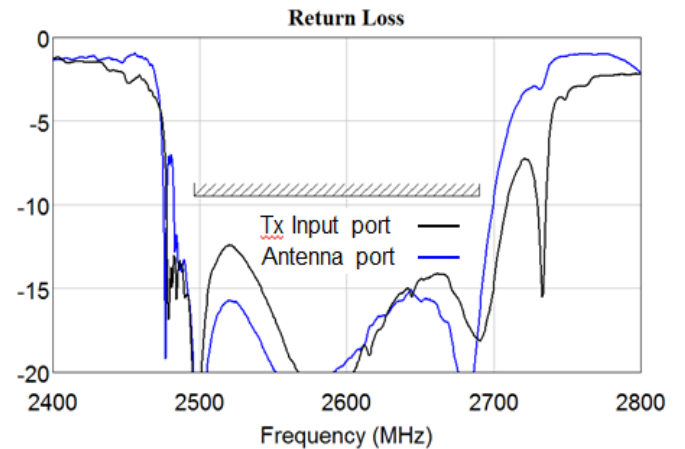
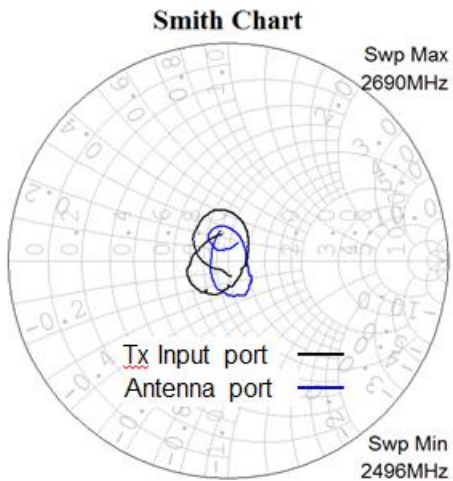
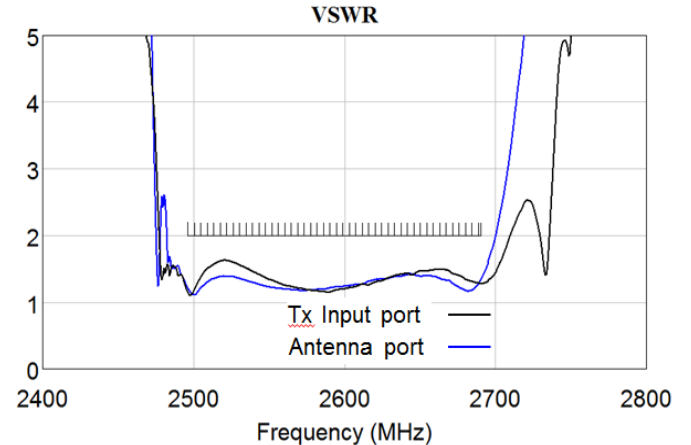
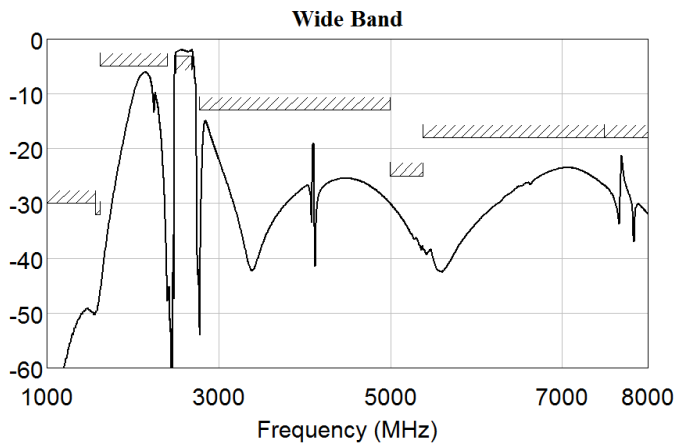
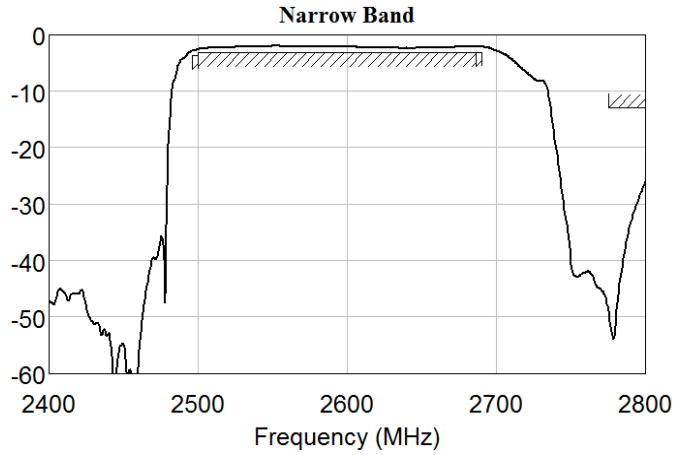
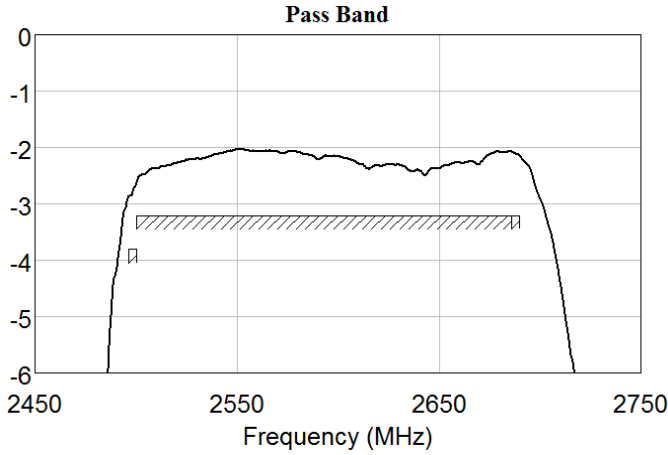
1. Top, middle & bottom layers: 35 μm Cu finished thickness plated up to 25 μm Substrates: Isola FR-408HR
 Finish plating: Silver
 Hole plating: Via fill
2. Grey indicates metalized area
3. This footprint represents a recommendation only
4. For solder pad recommendation see mechanical information
5. Pin 1 is in the same corner as the ID dot (see page 5 Marking).

Bill of Material – QPQ1290EVB

Ref. Des.	Description	Manufacturer	Part Number
	Filter, Band 41	Qorvo	QPQ1290
PCB	Printed Circuit Board, 3-Layer	various	QPQ1290_EVB_R03B

Performance Plots – Band 41

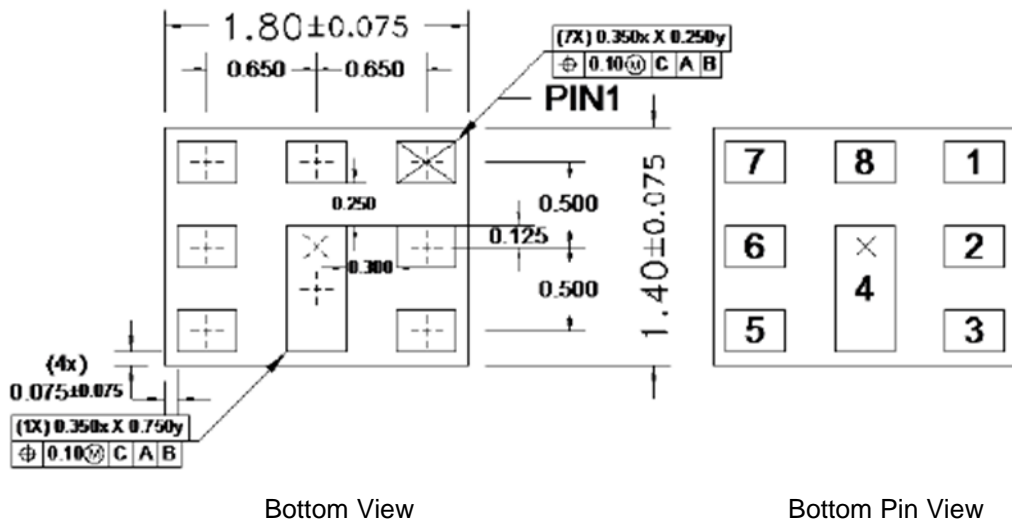
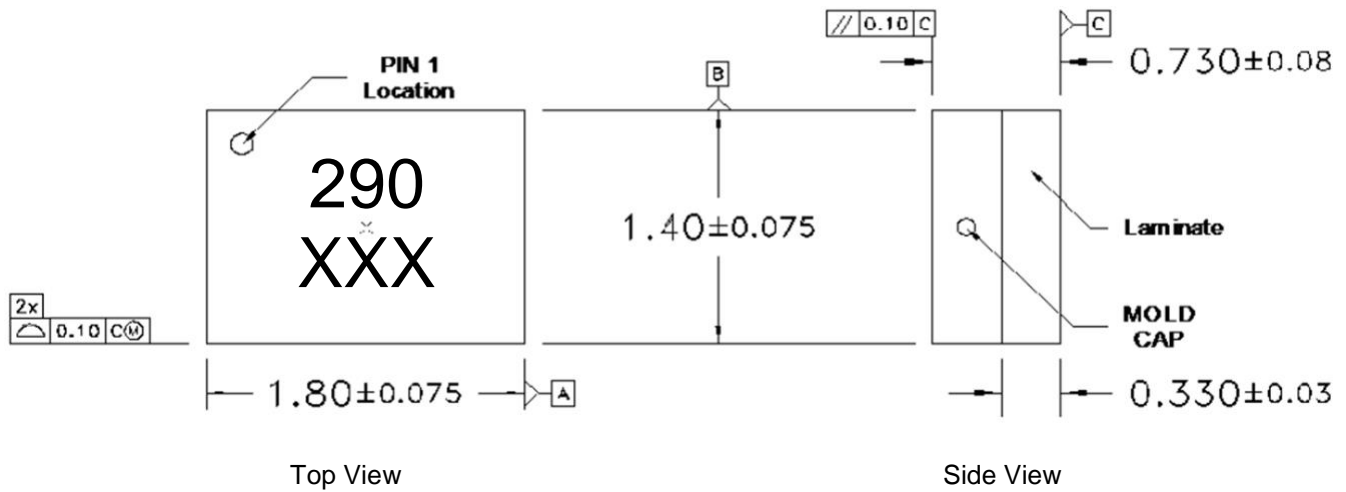
Test conditions unless otherwise noted: Temperature +25°C



Package Marking and Dimensions

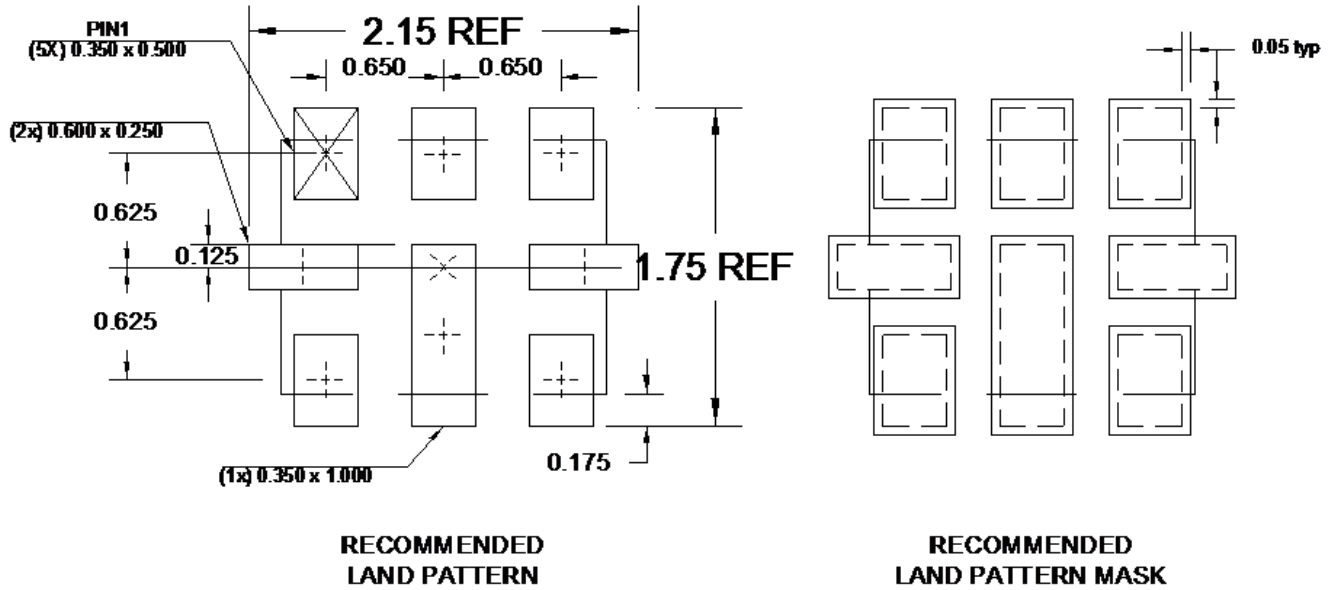
Package Marking

Product Identifier: 290
Assembly Code: XXX



- Notes:
1. Package Style: Laminate Over Mold Module
 2. Dimensions: 1.8 x 1.4 x 0.73 mm
 3. All dimensions shown are nominal in millimeters

PCB Mounting Pattern

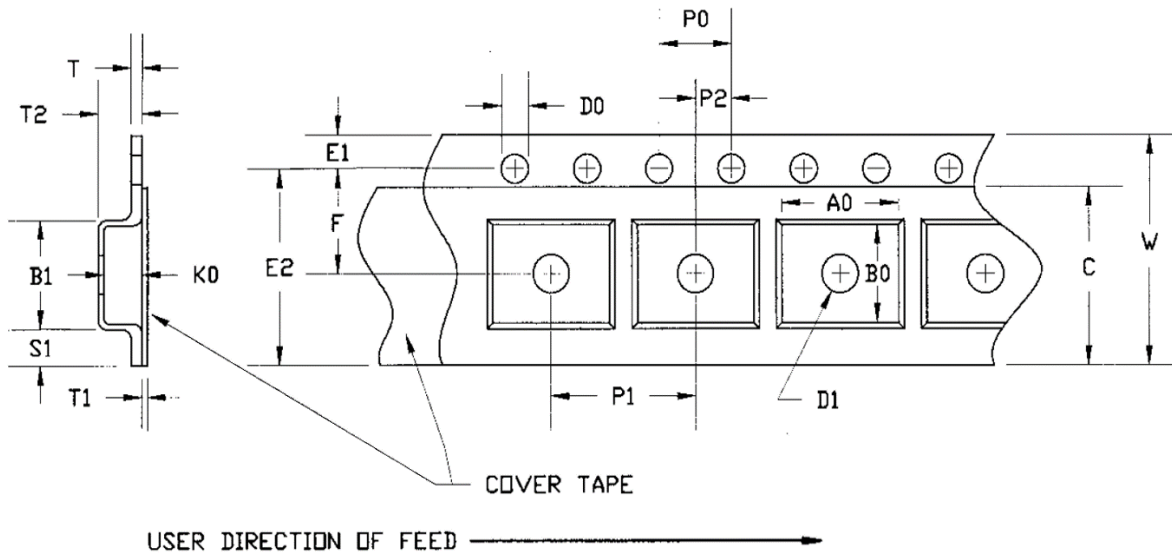


Notes:

1. All dimensions are in millimeters. Angles are in degrees.
2. Use 1 oz. copper minimum for top and bottom layer metal.

Tape and Reel Information – Carrier and Cover Tape Dimensions

Tape and reel specifications for this part are also available on the Qorvo website.
 Standard T/R size = 2500 pieces on a 7” reel. All dimensions are in millimeters.



Feature	Measure	Symbol	Size (mm)
Cavity	Length	A0	1.60
	Width	B0	2.00
	Depth	K0	0.95
	Pitch	P1	4.0
Centerline Distance	Cavity to Perforation - Length Direction	P2	2.00
	Cavity to Perforation - Width Direction	F	3.50
Carrier Tape	Width	W	8.0
Cover Tape	Width	C	5.4

Handling Precautions

Parameter	Rating	Standard
ESD – Human Body Model (HBM)	Class 2	ESDA / JEDEC JS-001-2012
ESD – Charged Device Model (CDM)	Class C3	JEDEC JESD22-C101F
MSL – Moisture Sensitivity Level	Level 3	IPC/JEDEC J-STD-020



Caution!
ESD-Sensitive Device

Solderability

Compatible with both lead-free (260°C max. reflow temp.) and tin/lead (245°C max. reflow temp.) soldering processes. Solder profiles available upon request.

Contact Plating: Electrolytic Ni/Au

RoHS Compliance

This part is compliant with EU 2002/95/EC RoHS directive (Restrictions on the Use of Certain Hazardous Substances in Electrical and Electronic Equipment).

This product also has the following attributes:

- Lead Free
- Halogen Free (Chlorine, Bromine)
- Antimony Free
- TBBP-A (C₁₅H₁₂Br₄O₂) Free
- PFOS Free
- SVHC Free



Contact Information

For the latest specifications, additional product information, worldwide sales and distribution locations:

Web: www.qorvo.com

Tel: 1-844-890-8163

Email: customer.support@qorvo.com

For technical questions and application information:

Email: appsupport@qorvo.com

Important Notice

The information contained herein is believed to be reliable; however, Qorvo makes no warranties regarding the information contained herein and assumes no responsibility or liability whatsoever for the use of the information contained herein. All information contained herein is subject to change without notice. Customers should obtain and verify the latest relevant information before placing orders for Qorvo products. The information contained herein or any use of such information does not grant, explicitly or implicitly, to any party any patent rights, licenses, or any other intellectual property rights, whether with regard to such information itself or anything described by such information. **THIS INFORMATION DOES NOT CONSTITUTE A WARRANTY WITH RESPECT TO THE PRODUCTS DESCRIBED HEREIN, AND QORVO HEREBY DISCLAIMS ANY AND ALL WARRANTIES WITH RESPECT TO SUCH PRODUCTS WHETHER EXPRESS OR IMPLIED BY LAW, COURSE OF DEALING, COURSE OF PERFORMANCE, USAGE OF TRADE OR OTHERWISE, INCLUDING THE IMPLIED WARRANTIES OF MERCHANTABILITY AND FITNESS FOR A PARTICULAR PURPOSE.**

Without limiting the generality of the foregoing, Qorvo products are not warranted or authorized for use as critical components in medical, life-saving, or life-sustaining applications, or other applications where a failure would reasonably be expected to cause severe personal injury or death.

Copyright 2018 © Qorvo, Inc. | Qorvo is a registered trademark of Qorvo, Inc.

X-ON Electronics

Largest Supplier of Electrical and Electronic Components

Click to view similar products for [Signal Conditioning](#) category:

Click to view products by [Qorvo](#) manufacturer:

Other Similar products are found below :

[MAPDCC0001](#) [MAPDCC0004](#) [PD0409J5050S2HF](#) [880157](#) [HHS-109-PIN](#) [DC1417J5005AHF](#) [AFS14A30-2185.00-T3](#) [AFS14A35-1591.50-T3](#) [DS-323-PIN](#) [B39321R801H210](#) [1A0220-3](#) [JP510S](#) [LFB212G45SG8C341](#) [LFB322G45SN1A504](#) [LFL182G45TC3B746](#) [SF2159E](#) [30057](#) [FM-104-PIN](#) [CER0813B](#) [MAPDCC0005](#) [3A325](#) [40287](#) [41180](#) [ATB3225-75032NCT](#) [BD0810N50100AHF](#) [BD2425J50200AHF](#) [C5060J5003AHF](#) [JHS-115-PIN](#) [JP503AS](#) [DC0710J5005AHF](#) [DC2327J5005AHF](#) [DC3338J5005AHF](#) [43020](#) [LFB2H2G60BB1C106](#) [LFL15869MTC1B787](#) [X3C19F1-20S](#) [XC3500P-20S](#) [10013-20](#) [SF2194E](#) [CDBLB455KCAX39-B0](#) [TGL2208-SM, EVAL](#) [RF1353C](#) [1E1305-3](#) [1F1304-3S](#) [1G1304-30](#) [B0922J7575AHF](#) [2020-6622-20](#) [10017-3](#) [TP-103-PIN](#) [BD1222J50200AHF](#)