



### Features:

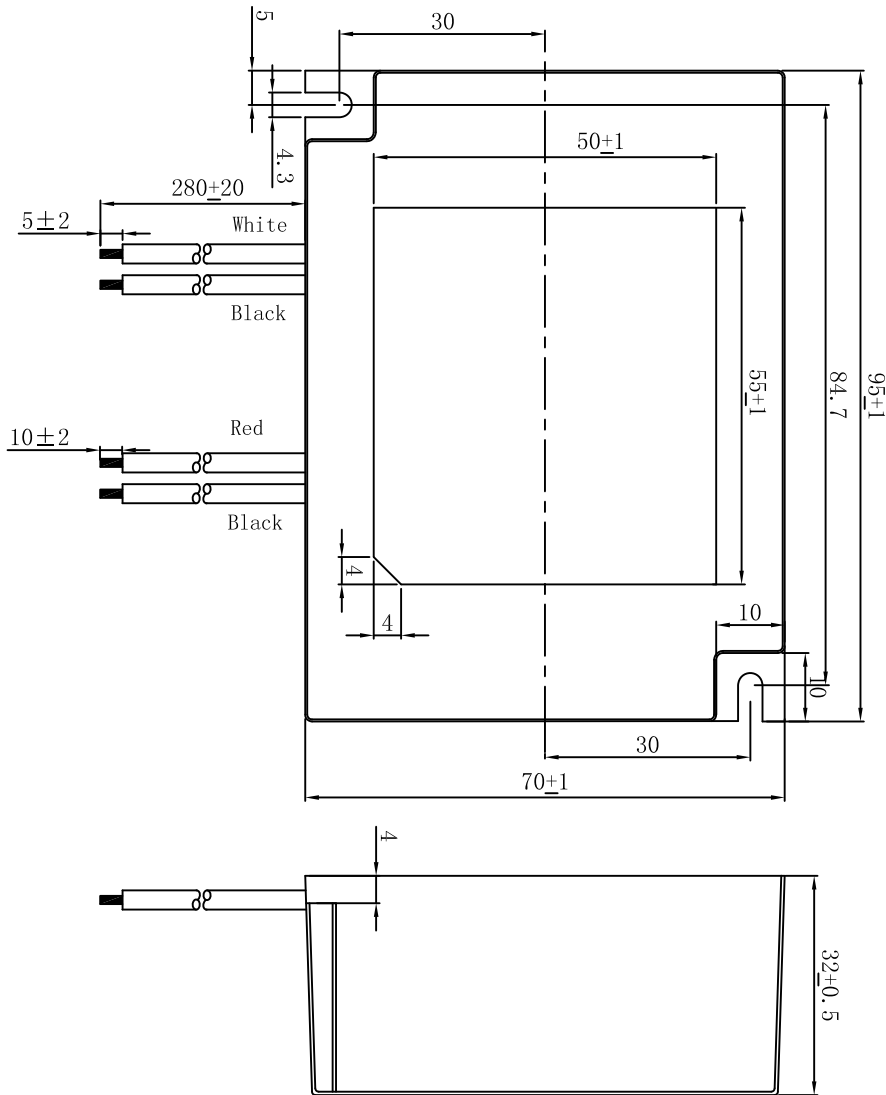
- Constant Current Design
- Universal AC input/ Full Range
- Built-in Active PFC function, PF 0.95 Typical
- High Efficiency (Up to 88%)
- Output Protections: OVP/SCP/OTP
- Lightning Protection
- Class 2 Power Unit (See Note)
- Waterproof (IP65)
- 3 Year Warranty



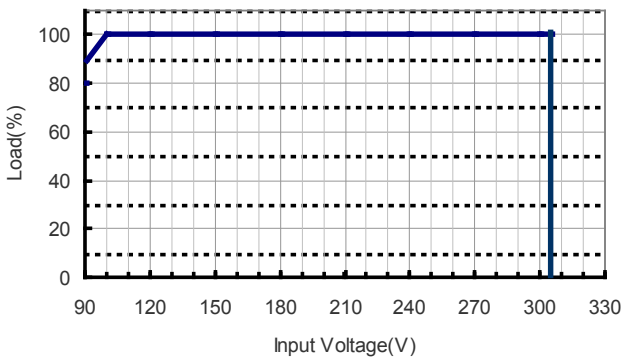
Model	PLC-040S035	PLC-040S045	PLC-040S070	PLC-040S105	PLC-040S128	PLC-040S140	PLC-040S166	PLC-040S222	PLC-040S333
<b>Output Characteristics</b>									
Rated Current <small>See Note</small>	0.35A (1)	0.45A (1)	0.70A (2)	1.05A (3)	1.28A (3)	1.40A (3)	1.66A (3)	2.22A (3)	3.33A (3)
Voltage Range	38~114V	30~89V	18~54V	12~36V	10~29V	10~25V	8~23V	6~16V	4~11V
Ripple and Noise (max) <small>Note 1</small>	±10% Vo								
Voltage Accuracy	±5% Vo								
Line Regulation	±1% Vo								
Load Regulation	±5% Vo								
Rise Time	20mS Max @ Rated Load								
Hold-up Time (Typ.)	8.5mS Min (110VAC input, full load), 10mS Min (220VAC input, full load)								
<b>Input Characteristics</b>									
Voltage Range	90VAC~305VAC								
Frequency Range	47Hz-63Hz								
Power Factor (Typical)	110VAC	>0.95	>0.95	>0.95	>0.95	>0.95	>0.95	>0.95	>0.95
	220VAC	>0.90	>0.90	>0.90	>0.90	>0.90	>0.90	>0.90	>0.90
Efficiency (Typical)	88%	88%	87%	87%	87%	87%	86%	85%	84%
AC Current (max)	0.6A @ 100-277VAC Input Full Load								
Inrush Current (max)	65A @ 230VAC, 25°C								
Leakage Current	0.5mA max @ 277VAC								
<b>Protection</b>									
Over Temperature (OTP)	110°C (Temperature of internal components); shut down, auto recover after the temperature decreases								
Over Voltage (OVP) <small>Note 2</small>	1.2~1.7Vo								
Short Circuit (SCP)	Long-term mode, auto recovery								
<b>Environmental Characteristics</b>									
Operating Temperature	-35°C~70°C								
Operating Relative Humidity	5% RH to 95% RH								
Storage Temperature	-40°C~85°C, 5% to 100% RH non-condensing								
Vibration	10 to 300Hz sweep at constant acceleration of 1.0G(Breadth: 3.5mm) for 1 Hour for each of the perpendicular axes X, Y, Z								
Waterproof Rating	IP65								
Safety Standards	UL8750, Compliance to UL1012 UL935, IEC61347								
Withstand Voltage	L/N-GND: 4kV, L-N: 2kV								
Isolation Resistance	I/P-O/P: >100M Ohms / 500VDC / 25°C / 70% RH								
EMC Emission	Compliance to EN55022(CISPR22) Class B, EN61000-3-2 Class A, EN61000-3-3								
EMC Immunity	Compliance to EN61000-3-2, 3 EN61000-4-2, 3, 4, 5, 6, 8, 11, EN61547								
<b>Characteristics</b>									
Life Time	More than 78,000Hrs (25°C, 80% Load)								
MTBF (MIL-HDBK-217F)	More than 492,000Hrs (25°C, 80% Load)								
Dimension (LxWxH)	95x70x32mm								
Note	1. Ripple & Noise: Measured by 20 MHz bandwidth oscilloscope and the output paralleled with a 0.1 uF ceramic capacitor and a 10 uF electrolytic capacitor. 2. Latch Mode: The power supply shall return to normal operation only after the power is turned on again  (1) Non-Class 2 output (USR & CNR) (2) Class 2 output (USR); Non-Class 2 output (CNR) (3) Class 2 output (USR & CNR)								

# MECHANICAL SPECIFICATIONS

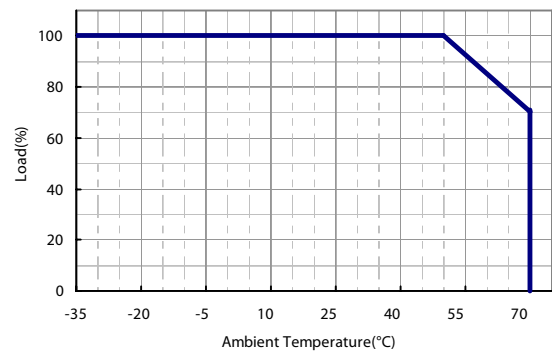
UNIT: mm



Derating Curve



Ambient Temperature vs. Load



## X-ON Electronics

Largest Supplier of Electrical and Electronic Components

*Click to view similar products for [LED Power Supplies](#) category:*

*Click to view products by [Qualtek](#) manufacturer:*

Other Similar products are found below :

[ESS015W-1000-12](#) [EUC-075S105DT](#) [PDA-WIFI](#) [PIFC-K250F](#) [PITB-K222A](#) [ALD-514012PJ134](#) [LB240S24KH](#) [LMH020-SPLC-0000-0000001](#) [LMD600-0100-C1A7-7030000](#) [79534](#) [79535](#) [EUG-200S210DT](#) [ESS030W-1050-21](#) [ESS030W-0900-32](#) [BPOXL 4-12-035](#) [SLM160W-3.9-40-ZA](#) [ESS010W-0180-42](#) [ESS010W-0350-24](#) [ESS010W-0200-42](#) [PDA080B-1A0G](#) [ESS010W-0500-12](#) [PDA150B-S1A5G](#) [ZPS-20](#) [SLM140W-1.05-130-ZA](#) [ESS040W-1400-27](#) [ESS015W-0700-18](#) [ESS010E-0250-42](#) [EVM120W-2700-42-ECN2](#) [EDC-100S105SV-0007](#) [79278](#) [EUD-150S350DVA](#) [LWA320-C420-ARK-B](#) [50304](#) [OT FIT 50/220-240/300 D L](#) [OT FIT 35/220-240/350 D CS L](#) [OT FIT 65/220-240/350 D CS L](#) [ELEMENT 30/220-240/700 S](#) [LC 75W 100-400MA 1-10V LP EXC](#) [LCA 35W 150-700MA ONE4ALL LP PRE](#) [LCA 50W 100-400MA ONE4ALL LP PRE](#) [LCA 50W 350-1050MA ONE4ALL LP PRE](#) [LCA 50W 350-1050MA 2XCH LP PRE](#) [LCI 150/325-1050/300 O4A SL PRE](#) [LCA 75W 100-400MA ONE4ALL LP PRE](#) [LCA 45W 500-1400MA ONE4ALL SC PRE](#) [LC 50W 100-400MA FLEXC LP EXC](#) [LC 50W 350-1050MA FLEXC LP EXC](#) [LC 75W 350-1050MA FLEXC LP EXC](#) [LCA 75W 900-1800MA ONE4ALL LP PRE](#) [LCA 100W 250-700MA ONE4ALL LP PRE](#)