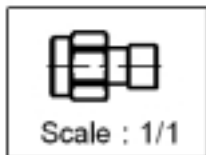
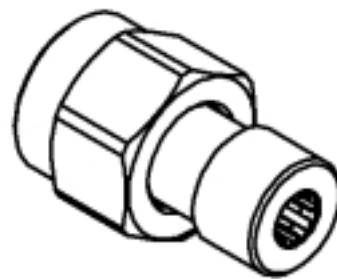
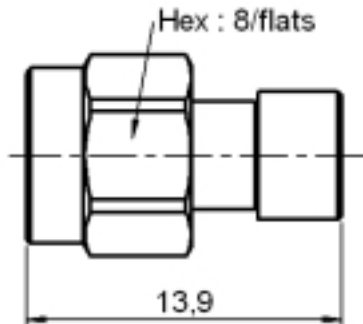


STRAIGHT PLUG CRIMP TYPE

R125.052.901

CABLE .085

Series : SMA



All dimensions are in mm.



COMPONENTS	MATERIALS	PLATINGS (µm)
BODY	STAINLESS STEEL	PASSIVATED .
CENTER CONTACT	BERYLLIUM COPPER	GOLD 1.3 OVER NICKEL 2
OUTER CONTACT	-	-
INSULATOR	PTFE	-
GASKET	SILICONE RUBBER	-
OTHERS PARTS	STAINLESS STEEL	PASSIVATED .
-	-	-
-	-	-

Issue : 0039 B

In the effort to improve our products, we reserve the right to make changes judged to be necessary.



STRAIGHT PLUG CRIMP TYPE

R125.052.901

CABLE .085

Series : SMA

PACKAGING

Standard	Unit	Other
100	'W' option	Contact us

SPECIFICATION

CABLE ASSEMBLY

ELECTRICAL CHARACTERISTICS

Stripping	a	b	c	d	e	f
mm	1.78	0.00	0.00	0.00	0.00	0.00

Impedance		50	Ω
Frequency		0-18	GHz
VSWR	1.07 +	0.010	x F(GHz) Maxi
Insertion loss		0.03	\sqrt{F} (GHz) dB Maxi
RF leakage	- (60	- F(GHz)) dB mini
Voltage rating		335	Veff Maxi
Dielectric withstanding voltage		750	Veff mini
Insulation resistance		5000	M Ω mini

Assembly instruction :

Recommended cable(s)
RG 405
KS 1

Cable retention

- pull off **130** N mini
- torque **NA** N.cm

MECHANICAL CHARACTERISTICS

TOOLING

Center contact retention			
Axial force – Mating end		27	N mini
Axial force – Opposite end		27	N mini
Torque		2.8	N.cm mini

Part Number	Description	Hexagon
.	.	.
R282.051.000	STRIPPING TOOL	
R282.255.000	PNEUMATIC CRIMPING TOOL	
R282.062.000	POINTER GAUGE	
R282.710.000	GUIDE	
R282.286.000	CRIMPING TOOL	-
R282.702.000	POSITIONER	-

Recommended torque			
Mating		100	N.cm
Panel nut		NA	N.cm
Clamp nut		NA	N.cm
A/F clamp nut		0.000	mm

Mating life		500	Cycles mini
Weight		2.900	g

OTHERS CHARACTERISTICS

ENVIRONMENTAL

Operating temperature		-65/+105	$^{\circ}$ C
Hermetic seal		NA	Atm.cm3/s
Panel leakage		NA	

Issue : 0039 B

In the effort to improve our products, we reserve the right to make changes judged to be necessary.



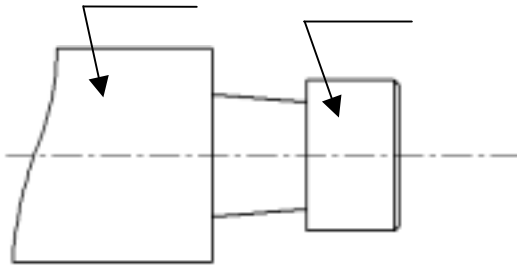
STRAIGHT PLUG CRIMP TYPE

R125.052.901

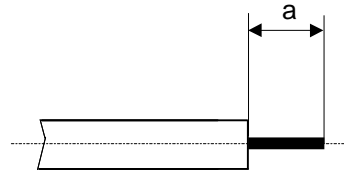
CABLE .085

Series : SMA

COMPONENTS

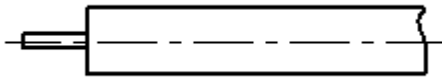


STIPPING DIMENSIONS



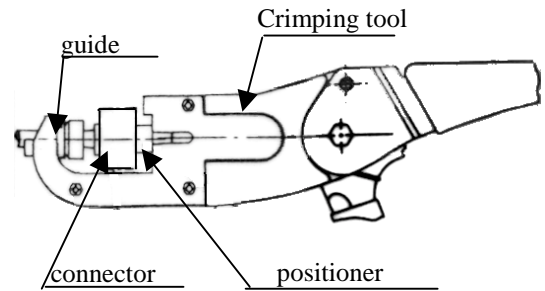
1

- Strip the cable with the cable stripping tool
- Trim the cable inner conductor with the trimmer.



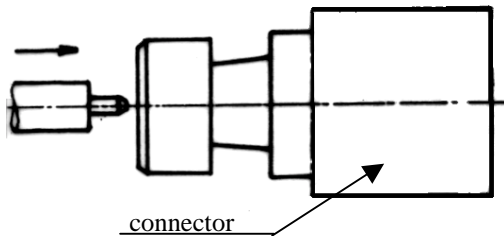
3

- Insert the connector and the cable on the crimping tool with guide and positioner.
- A pneumatic crimping tool exist too that can be used



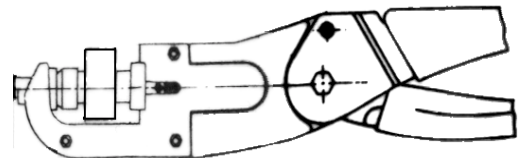
2

- Slide connector onto the cable



4

- Press the connector on the cable.



Issue : 0039 B

In the effort to improve our products, we reserve the right to make changes judged to be necessary.



X-ON Electronics

Largest Supplier of Electrical and Electronic Components

Click to view similar products for [RF Connectors / Coaxial Connectors](#) category:

Click to view products by [Radiall](#) manufacturer:

Other Similar products are found below :

[8915-1511-000](#) [89674-0827](#) [6001-7071-019](#) [6002-7051-003](#) [6002-7551-202](#) [6059674-1](#) [619550-1](#) [630059-000](#) [M39030/3-01N](#) [6500-7071-046](#) [6769](#) [CX050L2AQ](#) [7002-1541-010](#) [7002-1542-011](#) [7004-1512-000](#) [7009-1511-004](#) [7010-1511-000](#) [7029-1511-060](#) [7101-1541-010](#) [7101-1571-002](#) [7145-1521-002](#) [7203-1571-003](#) [7209-1511-011](#) [7210-1511-015](#) [7210-1511-019](#) [73137-5015](#) [73216-2241](#) [73404-2300](#) [7405-1521-005](#) [7405-1521-802](#) [8527](#) [8547](#) [FS11V](#) [877931](#) [8808-1511-001](#) [9049-9513-000](#) [9074-9513-000](#) [9101-9573-002](#) [910A205F](#) [9130-9573-002](#) [PL11SC-026](#) [PL375-33](#) [PL40-5](#) [PL74C-221](#) [PL75MC-217](#) [PL803-7](#) [1200690078](#) [1-201144-1](#) [R107003010W](#) [R110A172100](#)