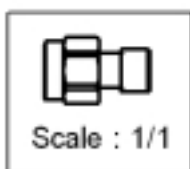
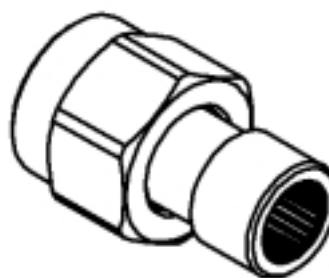
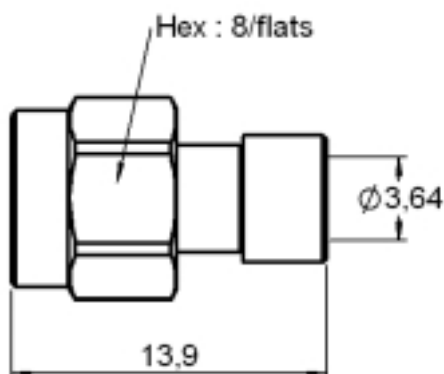


**STRAIGHT PLUG CRIMP TYPE**

**R125.055.900**

**CABLE .141**

Series : SMA



All dimensions are in mm.



COMPONENTS	MATERIALS	PLATINGS (µm)
BODY	STAINLESS STEEL	GOLD 0.5 OVER NICKEL 2
CENTER CONTACT	BERYLLIUM COPPER	GOLD 1.3 OVER NICKEL 2
OUTER CONTACT	-	-
INSULATOR	PTFE	-
GASKET	SILICONE RUBBER	-
OTHERS PARTS	STAINLESS STEEL	GOLD 0.5 OVER NICKEL 2
-	-	-
-	-	-

Issue : 0039 B

In the effort to improve our products, we reserve the right to make changes judged to be necessary.



**STRAIGHT PLUG CRIMP TYPE**

**R125.055.900**

**CABLE .141**

Series : SMA

**PACKAGING**

Standard	Unit	Other
<b>100</b>	<b>'W' option</b>	<b>Contact us</b>

**SPECIFICATION**

**CABLE ASSEMBLY**

**ELECTRICAL CHARACTERISTICS**

Stripping	a	b	c	d	e	f
mm	2.16	0.00	0.00	0.00	0.00	0.00

Impedance		<b>50</b>	$\Omega$
Frequency		<b>0-18</b>	GHz
VSWR	<b>1.05 +</b>	<b>0.010</b>	x F(GHz) Maxi
Insertion loss		<b>0.03</b>	$\sqrt{F}$ (GHz) dB Maxi
RF leakage	- (	<b>60</b>	- F(GHz)) dB mini
Voltage rating		<b>500</b>	Veff Maxi
Dielectric withstanding voltage		<b>1000</b>	Veff mini
Insulation resistance		<b>5000</b>	M $\Omega$ mini

Assembly instruction :

Recommended cable(s)  
RG 402  
KS 2

Cable retention

- pull off **270** N mini
- torque **NA** N.cm

**MECHANICAL CHARACTERISTICS**

**TOOLING**

Center contact retention			
Axial force – Mating end		<b>27</b>	N mini
Axial force – Opposite end		<b>27</b>	N mini
Torque		<b>2.8</b>	N.cm mini

Part Number	Description	Hexagon
.	.	.
R282.286.000	CRIMPING TOOL	-
R282.702.000	POSITIONER	-
R282.255.000	PNEUMATIC CRIMPING TOOL	
R282.053.000	STRIPPING TOOL	
R282.066.000	POINTER GAUGE	
R282.711.000	GUIDE	

Recommended torque			
Mating		<b>100</b>	N.cm
Panel nut		<b>NA</b>	N.cm
Clamp nut		<b>NA</b>	N.cm
A/F clamp nut		<b>0.000</b>	mm

Mating life		<b>500</b>	Cycles mini
Weight		<b>2.700</b>	g

**OTHERS CHARACTERISTICS**

**ENVIRONMENTAL**

Operating temperature		<b>-65/+105</b>	$^{\circ}$ C
Hermetic seal		<b>NA</b>	Atm.cm3/s
Panel leakage		<b>NA</b>	

Issue : 0039 B

In the effort to improve our products, we reserve the right to make changes judged to be necessary.



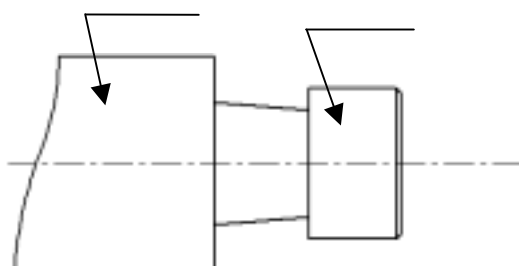
**STRAIGHT PLUG CRIMP TYPE**

**R125.055.900**

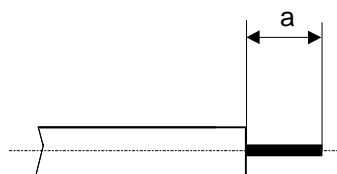
**CABLE .141**

Series : SMA

**COMPONENTS**




**STIPPING DIMENSIONS**



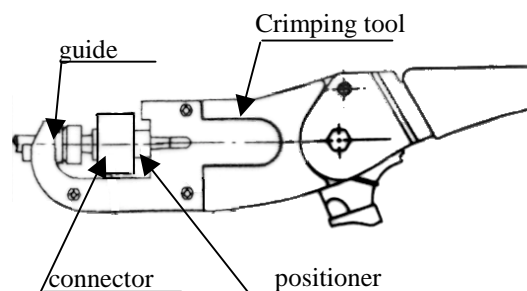
1

- Strip the cable with the cable stripping tool
- Trim the cable inner conductor with the trimmer.



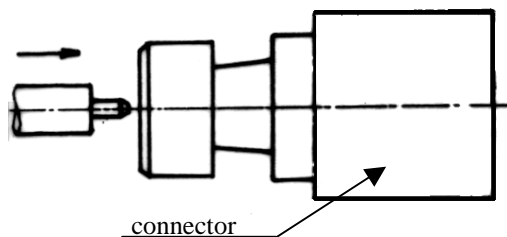
3

- Insert the connector and the cable on the crimping tool with guide and positioner.
- A pneumatic crimping tool exist too that can be used



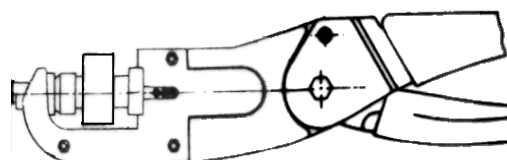
2

- Slide connector onto the cable



4

- Press the connector on the cable.



Issue : 0039 B

In the effort to improve our products, we reserve the right to make changes judged to be necessary.



## X-ON Electronics

Largest Supplier of Electrical and Electronic Components

*Click to view similar products for [RF Connectors / Coaxial Connectors](#) category:*

*Click to view products by [Radiall](#) manufacturer:*

Other Similar products are found below :

[8915-1511-000](#) [89674-0827](#) [6001-7071-019](#) [6002-7051-003](#) [6002-7551-202](#) [6059674-1](#) [619550-1](#) [630059-000](#) [M39030/3-01N](#) [6500-7071-046](#) [6769](#) [CX050L2AQ](#) [7002-1541-010](#) [7002-1542-011](#) [7004-1512-000](#) [7009-1511-004](#) [7010-1511-000](#) [7029-1511-060](#) [7101-1541-010](#) [7101-1571-002](#) [7105-1521-002](#) [7145-1521-002](#) [7203-1571-003](#) [7209-1511-011](#) [7210-1511-015](#) [7210-1511-019](#) [73137-5015](#) [73216-2241](#) [73404-2300](#) [7405-1521-005](#) [7405-1521-802](#) [8527](#) [8547](#) [FS11V](#) [877931](#) [8808-1511-001](#) [9074-9513-000](#) [9101-9573-002](#) [910A205F](#) [9130-9573-002](#) [PL11SC-026](#) [PL375-33](#) [PL40-5](#) [PL74C-221](#) [PL75MC-217](#) [PL803-7](#) [1200690078](#) [1-201144-1](#) [R107003010W](#) [R110A172100](#)