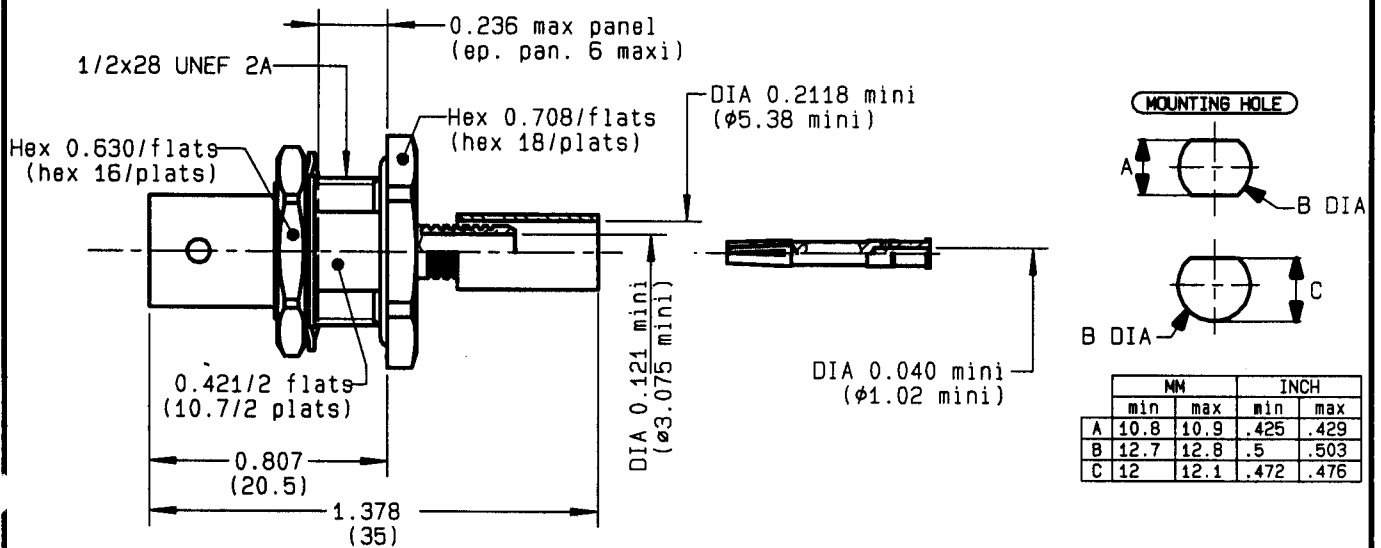


**STRAIGHT BULKHEAD JACK PANEL SEAL**  
**REAR MOUNT CRIMP TYPE - CABLE 5/50 S**

**R141.332.500**  
**SERIES BNC**



NOMINAL IMPEDANCE	<b>50</b> $\Omega$
FREQUENCY RANGE	<b>0-4</b> GHz
TEMPERATURE RATING	<b>-65/+165</b> °C
V.S.W.R	<b>1.3 + 0</b> x F(GHz)Maxi
RF INSERTION LOSS	<b>TBD</b> $\sqrt{F}$ (GHz) dB Maxi
VOLTAGE RATING	<b>500</b> Veff Maxi
DIELECTRIC WITHSTANDING VOLTAGE	<b>1500</b> Veff Mini
INSULATION RESISTANCE	<b>5000</b> M $\Omega$ Mini
HERMETIC SEAL	<b>NA</b> Atm.cm <sup>3</sup> /s
LEAKAGE (pressurized only)	<b>NA</b>
MECHANICAL DURABILITY	<b>500</b> Cycles
WEIGHT	gr
SPECIFICATION	

CABLES : **KX 15**  
**RG 141**  
**RG 58**

OTHERS CHARACTERISTICS

CABLE RETENTION	<b>90</b> N Mini
CENTER CONTACT RETENTION	
Axial force - mating end	<b>27</b> N Mini
Axial force - opposite end	<b>27</b> N Mini
Torque	<b>NA</b> cm.N Mini
RECOMMENDED TORQUES	
Mating	<b>NA</b> cm.N
Panel nut	<b>370</b> cm.N
Clamp nut	<b>NA</b> cm.N

CONNECTOR PARTS	MATERIALS	FINISH	(all values are given in micrometers)
BODY	BRASS	NICKEL 2	
OUTER CONTACT			
CENTER CONTACT	BERYLLIUM COPPER	GOLD 0.5 OVER NICKEL 2	
INSULATOR	PTFE	-	
GASKET	SILICONE RUBBER	-	
OTHERS PIECES	BRASS	NICKEL 2	

PICTON

ISSUE	CREATION DATE	FILE PART-NUMBER
<b>9910B02</b>	<b>01-DEC-88</b>	



**RADIALL**®

The information given here is subject to change without notice. Design changes may be in order to improve the product.

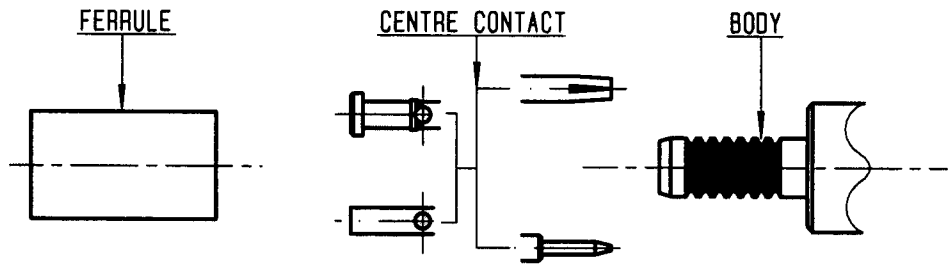
Connect to the future



**RADIALL**®

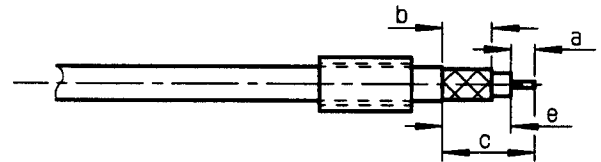
**R141.332.500**

ISSUE 9910B02 SERIES BNC



①

Slide onto the cable the ferrule  
Strip the cable .

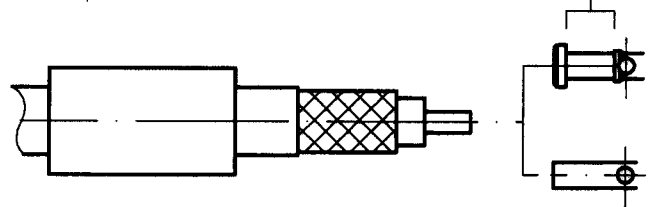


Stripping	a	b	c	d	e
inch	0.157	0.335	0.591	0	0.433
mm	4	8.5	15		11

②

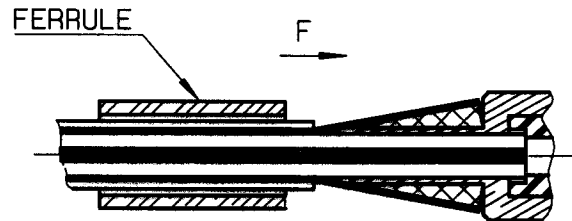
Slide on centre contact until it bottoms against cable dielectrique .  
Crimp centre contact .  
Crimping tool : R282 223 000 ( Hex. : .068 )  
or R282 293 000 ( M22520/5-01 )  
+ dies R282 235 011 ( M22520/5-11 ) .

CRIMPING



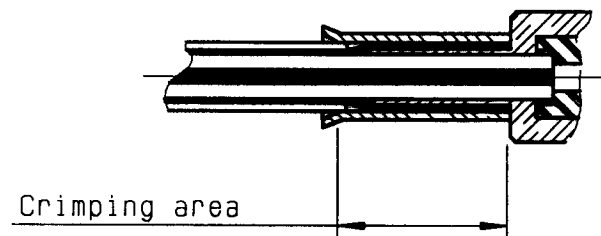
③

Fan the braid .  
Slide cable into the body until bottoms against insulator .  
Slide ferrule over the braid .  
(In direction F)



④

Crimp the ferrule with crimping tool  
R 282 223 000 ( Hex. : .213 ) or  
crimping tool R282 293 000 (M22520/5-01)  
+ dies R282 235 011 (M22520/5-11)  
Cut the excess of braid .



## X-ON Electronics

Largest Supplier of Electrical and Electronic Components

*Click to view similar products for [RF Connectors / Coaxial Connectors](#) category:*

*Click to view products by [Radiall](#) manufacturer:*

Other Similar products are found below :

[8915-1511-000](#) [89674-0827](#) [6001-7071-019](#) [6002-7051-003](#) [6002-7551-202](#) [6059674-1](#) [619550-1](#) [630059-000](#) [M39030/3-01N](#) [6500-7071-046](#) [6769](#) [CX050L2AQ](#) [7002-1541-010](#) [7002-1542-011](#) [7004-1512-000](#) [7009-1511-004](#) [7010-1511-000](#) [7029-1511-060](#) [7101-1541-010](#) [7101-1571-002](#) [7145-1521-002](#) [7203-1571-003](#) [7209-1511-011](#) [7210-1511-015](#) [7210-1511-019](#) [73137-5015](#) [73216-2241](#) [73404-2300](#) [7405-1521-005](#) [7405-1521-802](#) [8527](#) [8547](#) [FS11V](#) [877931](#) [8808-1511-001](#) [9049-9513-000](#) [9074-9513-000](#) [9101-9573-002](#) [910A205F](#) [9130-9573-002](#) [PL11SC-026](#) [PL375-33](#) [PL40-5](#) [PL74C-221](#) [PL75MC-217](#) [PL803-7](#) [1200690078](#) [1-201144-1](#) [R107003010W](#) [R110A172100](#)