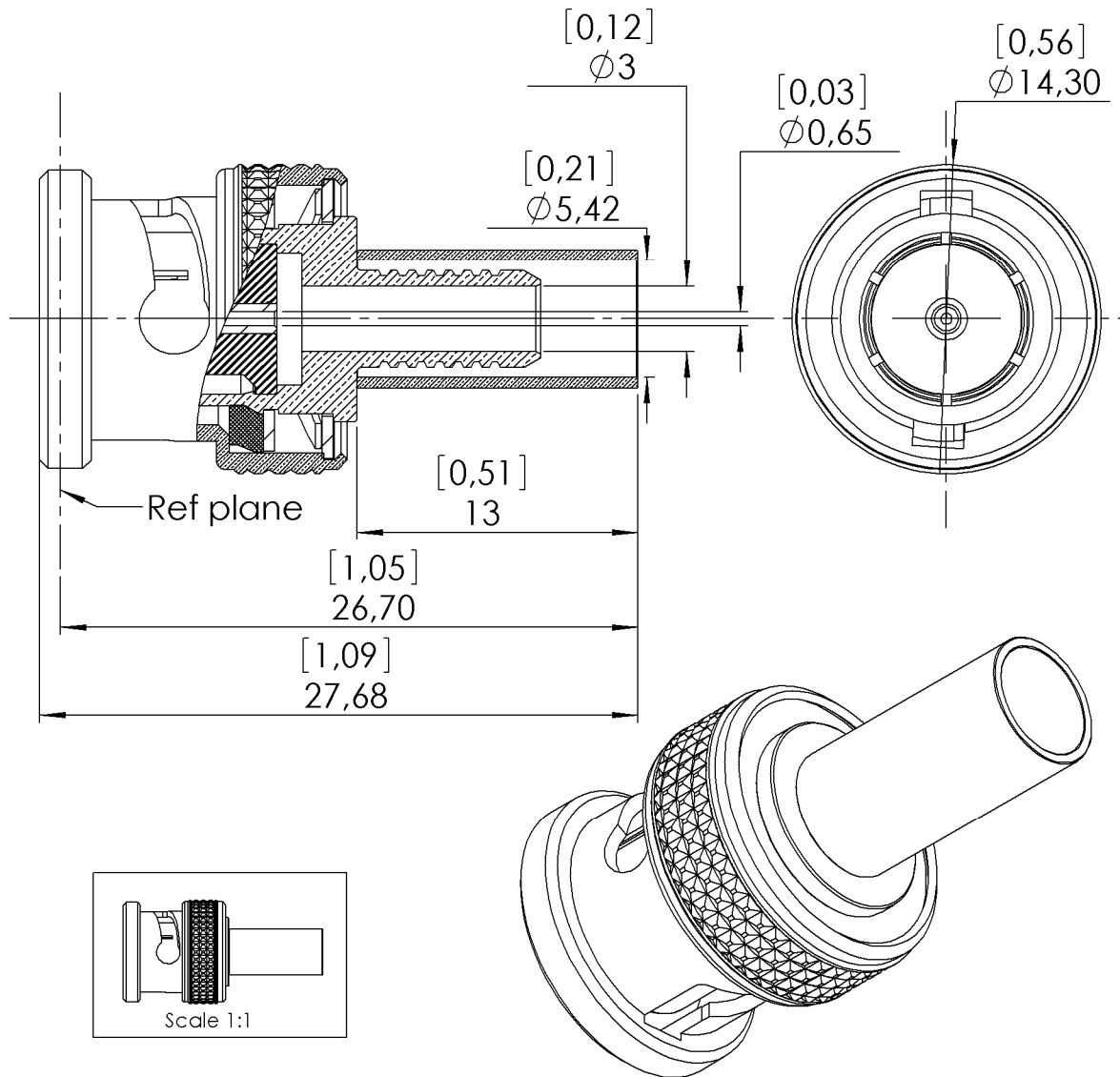


STRAIGHT PLUG FULL CRIMP TYPE

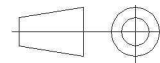
CABLE 0.6/2.95 COND.100

R142.077.712

Series : **BNC 75 HDTV**



All dimensions are in mm.



COMPONENTS	MATERIALS	PLATING (μm)
BODY	BRASS	NPGR
CENTER CONTACT	BRASS	NPGR
OUTER CONTACT	BRASS	NPGR
INSULATOR	PTFE	
GASKET	SILICONE RUBBER	
OTHERS PARTS	BRASS	BBR
-	-	-
-	-	-

Issue : 1001 C

In the effort to improve our products, we reserve the right to make changes judged to be necessary.



STRAIGHT PLUG FULL CRIMP TYPE

R142.077.712

CABLE 0.6/2.95 COND.100

Series : **BNC 75 HDTV**

PACKAGING

Standard	Unit	Other
100	'W' option	Contact us

SPECIFICATION

ELECTRICAL CHARACTERISTICS

Impedance		75 Ω
Frequency		DC-6 GHz
VSWR	1.05 +	0,0350 x F(GHz) Maxi
Insertion loss		0.1 √F(GHz) dB Maxi
RF leakage	- (AD - F(GHz)) dB Maxi
Voltage rating		500 Veff Maxi
Dielectric withstanding voltage		1500 Veff mini
Insulation resistance		5000 MΩ mini

CABLE ASSEMBLY

Stripping	a	b	c	d	e	f
mm	3,50	10,8	18,0	0,00	0,00	0,00

Assembly instruction : **Crimp 02**

Recommended cable(s)
ARGOSY IMAGE 360

Characteristics indicated on this data sheet are those that can be achieved with the highest performance cable. Intrinsic limitations of the cable may diminish the performance of the assembly

Cable retention

- pull off **110** N mini
- torque **NA** N.cm

MECHANICAL CHARACTERISTICS

Center contact retention		
Axial force – Mating end	10	N mini
Axial force – Opposite end	10	N mini
Torque	NA	N.cm mini

TOOLING

Part Number	Description	Hexagon
.	.	.
R282.235.011	CRIMPING DIES M22520/5-11	5.41_square 1.1
R282.233.000	CRIMPING TOOL	5.41

Recommended torque		
Mating		N.cm
Panel nut		N.cm
Clamp nut		N.cm
A/F clamp nut	0,0000	mm

OTHER CHARACTERISTICS

Mating life	1000	Cycles mini
Weight	8,7510	g

ENVIRONMENTAL

Operating temperature	-65/+165	° C
Hermetic seal		Atm.cm3/s
Panel leakage		

Issue : **1001 C**

In the effort to improve our products, we reserve the right to make changes judged to be necessary.



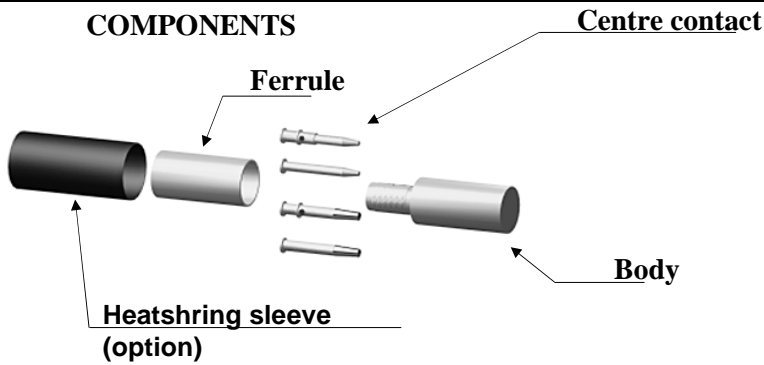
STRAIGHT PLUG FULL CRIMP TYPE

R142.077.712

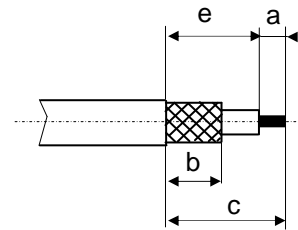
CABLE 0.6/2.95 COND.100

Series : BNC 75 HDTV

COMPONENTS

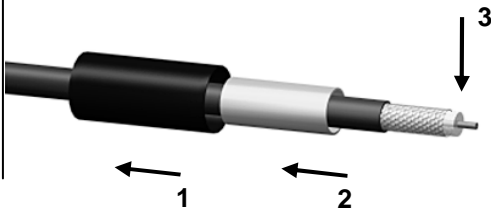


STRIPPING DIMENSIONS




1

Slide the heatshrink sleeve onto the cable (Option).
Slide the ferrule onto the cable.
Strip the cable.




4

Slide the cable into the body until it bottoms against insulator.




2

Slide the centre contact on until it bottoms against the cable dielectric.
Crimp the centre contact with crimping tool (see connector TDS).




5

Slide the ferrule over the braid.
Crimp the ferrule with crimping tool (see connector TDS




3

Fan the braid.



6

Cut the excess of braid if necessary.
Slide the sleeve over the ferrule and heatshrink it in place (Option).



Issue : 1001 C

In the effort to improve our products, we reserve the right to make changes judged to be necessary.



X-ON Electronics

Largest Supplier of Electrical and Electronic Components

Click to view similar products for [RF Connectors / Coaxial Connectors](#) category:

Click to view products by [Radiall](#) manufacturer:

Other Similar products are found below :

[8915-1511-000](#) [89674-0827](#) [6001-7071-019](#) [6002-7051-003](#) [6002-7551-202](#) [6059674-1](#) [619550-1](#) [630059-000](#) [M39030/3-01N](#) [6500-7071-046](#) [6769](#) [CX050L2AQ](#) [7002-1541-010](#) [7002-1542-011](#) [7004-1512-000](#) [7009-1511-004](#) [7010-1511-000](#) [7029-1511-060](#) [7101-1541-010](#) [7101-1571-002](#) [7145-1521-002](#) [7203-1571-003](#) [7209-1511-011](#) [7210-1511-015](#) [7210-1511-019](#) [73137-5015](#) [73216-2241](#) [73404-2300](#) [7405-1521-005](#) [7405-1521-802](#) [8527](#) [8547](#) [FS11V](#) [877931](#) [8808-1511-001](#) [9049-9513-000](#) [9074-9513-000](#) [9101-9573-002](#) [910A205F](#) [9130-9573-002](#) [PL11SC-026](#) [PL375-33](#) [PL40-5](#) [PL74C-221](#) [PL75MC-217](#) [PL803-7](#) [980-8666-005](#) [1200690078](#) [1-201144-1](#) [R107003010W](#)