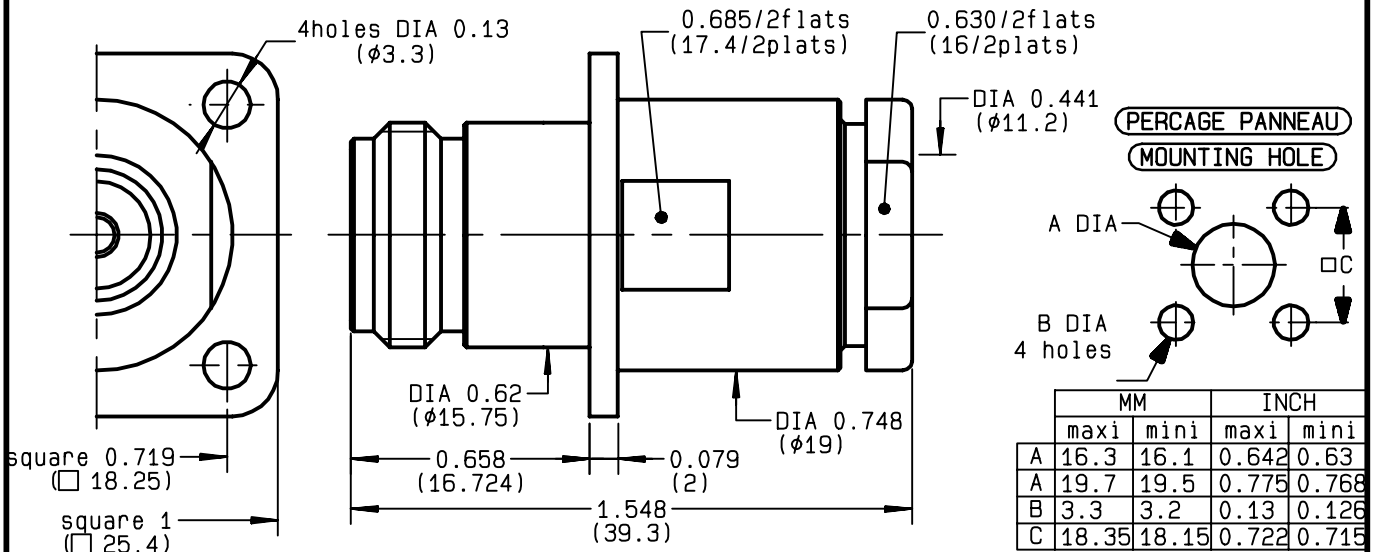


**STRAIGHT SQUARE FLANGE JACK
CLAMP TYPE - CABLE 10+11/50 S+D**

R161.270.000
SERIES N



| | |
|---------------------------------|----------------------------------|
| NOMINAL IMPEDANCE | 50 Ω |
| FREQUENCY RANGE | 0-11 GHz |
| TEMPERATURE RATING | -55/+155 °C |
| V.S.W.R | 1.30 + x F(GHz)Maxi |
| RF INSERTION LOSS | 0.048 √F(GHz) dB Maxi |
| VOLTAGE RATING | 1400 Veff Maxi |
| DIELECTRIC WITHSTANDING VOLTAGE | 2500 Veff Mini |
| INSULATION RESISTANCE | 5000 MΩMini |
| HERMETIC SEAL | NA Atm.cm ³ /s |
| LEAKAGE (pressurized only) | NA |
| MECHANICAL DURABILITY | 500 Cycles |
| WEIGHT | 52.8 gr |
| SPECIFICATION | DHS 795 350 00 |

| | |
|----------------------------|---------------------|
| CABLES : | KX 4 |
| | KX 8 |
| | RG 11 |
| | RG 144 |
| | RG 165 |
| | RG 213 |
| | RG 214 |
| | RG 216 |
| | RG 225 |
| | RG 393 |
| OTHERS CHARACTERISTICS | |
| CABLE RETENTION | 300 N Mini |
| CENTER CONTACT RETENTION | |
| Axial force - mating end | 68 N Mini |
| Axial force - opposite end | 68 N Mini |
| Torque | NA cm.N Mini |
| RECOMMENDED TORQUES | |
| Mating | NA cm.N |
| Panel nut | NA cm.N |
| Clamp nut | 800 cm.N |

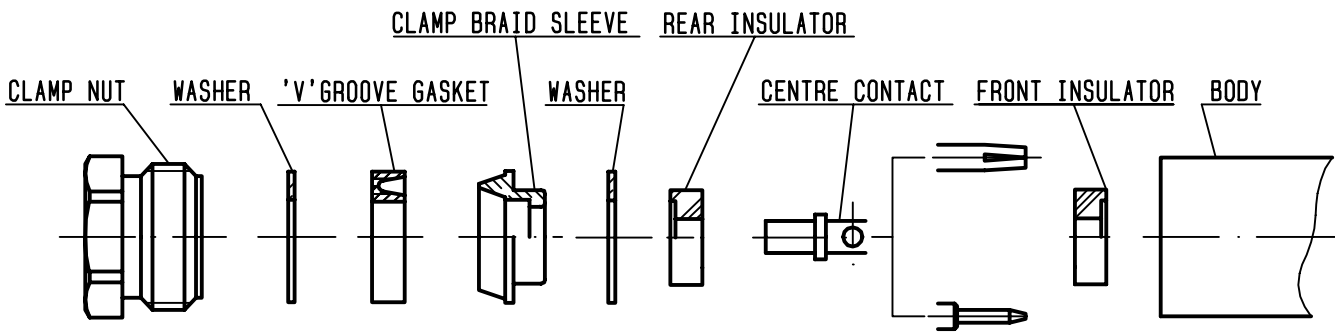
| | | | |
|------------------|------------------|------------------------|---------------------------------------|
| CONNECTOR PARTS: | MATERIALS | FINISH | (all values are given in micrometers) |
| BODY | BRASS | BBR 2 | |
| OUTER CONTACT | | BBR 2 | |
| CENTER CONTACT | BERYLLIUM COPPER | GOLD 0.5 OVER NICKEL 2 | |
| INSULATOR | PTFE | - | |
| GASKET | | - | |
| OTHERS PIECES | BRASS | BBR 2 | |

The information given here is subject to change without notice. Design changes may be in order to improve the product.



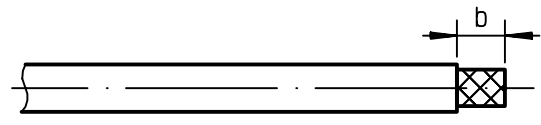
R161.270.000

ISSUE **9745P01** SERIES **N**



①

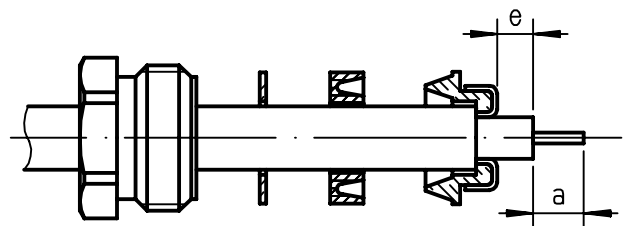
Strip the cable .
-
-



| Stripping | a | b | c | d | e |
|-----------|-------|-------|---|---|-------|
| inch | 0.197 | 0.335 | 0 | 0 | 0.059 |
| mm | 5 | 8.5 | | | 1.5 |

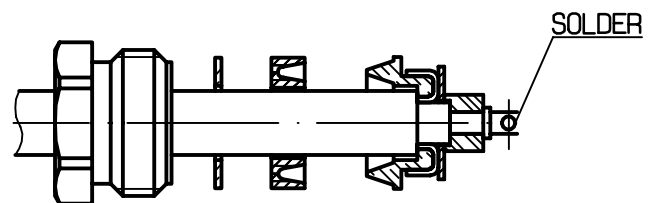
②

Slide the clamp nut , the washer and the 'V' groove gasket onto the cable .
Slide clamp braid sleeve over braid .
Fold back braid and trim off surplus braid .
Trim back dielectric as shown .
-
-
-



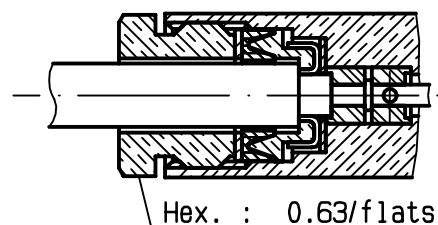
③

Mount washer and rear insulator .
Solder the cable inner conductor into centre contact .
-
-
-



④

Mount front insulator .
Screw sub-assembly into the connector body .
(recommended coupling torque 70.87in.lb)
-



X-ON Electronics

Largest Supplier of Electrical and Electronic Components

Click to view similar products for [RF Connectors / Coaxial Connectors](#) category:

Click to view products by [Radiall](#) manufacturer:

Other Similar products are found below :

[8915-1511-000](#) [89674-0827](#) [6001-7071-019](#) [6002-7051-003](#) [6002-7551-202](#) [6059674-1](#) [619550-1](#) [630059-000](#) [M39030/3-01N](#) [6500-7071-046](#) [6769](#) [CX050L2AQ](#) [7002-1541-010](#) [7002-1542-011](#) [7004-1512-000](#) [7009-1511-004](#) [7010-1511-000](#) [7029-1511-060](#) [7101-1541-010](#) [7101-1571-002](#) [7145-1521-002](#) [7203-1571-003](#) [7209-1511-011](#) [7210-1511-015](#) [7210-1511-019](#) [73137-5015](#) [73216-2241](#) [73404-2300](#) [7405-1521-005](#) [7405-1521-802](#) [8527](#) [8547](#) [FS11V](#) [877931](#) [8808-1511-001](#) [9049-9513-000](#) [9074-9513-000](#) [9101-9573-002](#) [910A205F](#) [9130-9573-002](#) [PL11SC-026](#) [PL375-33](#) [PL40-5](#) [PL74C-221](#) [PL75MC-217](#) [PL803-7](#) [980-8666-005](#) [1200690078](#) [1-201144-1](#) [R107003010W](#)