

RAFIX 22 FS⁺ - Contact block PCB gold, E-Stop „Plus 1“

1.20.126.414/0000

* **Caution:** The signal contact is only possible when combined with E-stop actuators RAFIX 22 FS⁺ "Plus 1". The signal contact is a NO contact and can only be used for impulse signals, not for lasting contacts.



General information

Lamp optional	-
---------------	---

Mechanical design

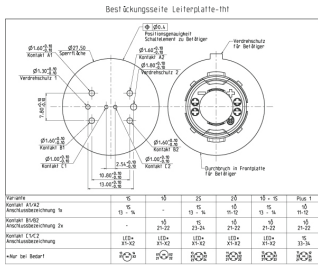
Mounting	soldering in PCB
Contact system	bridge-contact self cleaning
Contact materials	Au
Contact arrangement	2 NC + 1 signal contact
NC contact forcibly actuated acc. to IEC 60947-5-1	yes
Terminals	THT solder terminals with locating lug

Electrical characteristics


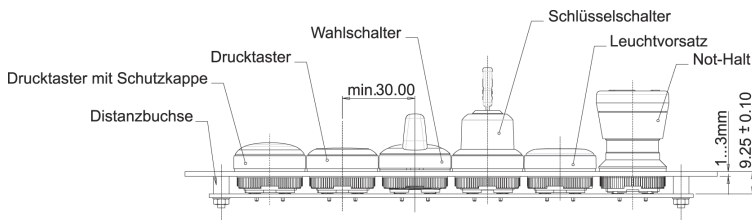
Operating voltage AC / DC min.	1 V
Operating voltage AC / DC max.	35 V
Operating current AC / DC min.	1 mA
Operating current AC / DC max.	100 mA
Rated power max.	250 mW

Other specifications

Operating life at 10 mA / 24 V DC	50,000
B10	65,000
Switching reliability at 24V / 5mA DC	10×10^{-6}
Ambient temp. operating min.	-40 °C
Ambient temp. operating max.	+85 °C
Storage temperature min.	-40 °C
Storage temperature max.	+85
Color of plunger	red
Robustness	acc. to IEC 60947-5-5 (TÜV)
Shock resistance acc. to IEC 60068-2-27	15 g at 11 ms, amplitude half sinusoidal
Resistance to vibrations acc. to IEC 60068-2-6	5 g at 10 ... 500 Hz
Environmental resistance	acc. to IEC 60068-2-14, -30, -33 and -78
Solderability / solder heat resistance	DIN EN 60068-2-20
Solder techniques	wave solder bath / manual soldering
Color of housing	grey
ROHS compliant	yes
REACH compliant	yes



Die Schaltung der Kontakte erfolgt nach folgenden Schemata:
 Betätiger mit 3 Schaltstellungen Betätiger mit 2 Schaltstellungen



X-ON Electronics

Largest Supplier of Electrical and Electronic Components

Click to view similar products for [Switch Contact Blocks / Switch Kits](#) category:

Click to view products by [RAFI](#) manufacturer:

Other Similar products are found below :

[61-8770.17](#) [M2SA-7010](#) [704.905.2](#) [704.915.5](#) [A01RTC8](#) [A02504](#) [A02512](#) [A3KJ-7010](#) [BS001](#) [190-17504-003](#) [190-17505-001](#) [190-17508-001](#) [190-17509-002](#) [190-17509-006](#) [A02506](#) [190-17501-001](#) [190-17506-001](#) [190-17509-003](#) [190-17509-005](#) [GLZ304](#) [51401](#) [BS010](#) [BST-D](#)
[HW-S01](#) [XESP2021](#) [61-8480.22](#) [61-8650.17](#) [704.908.1](#) [704.908.5](#) [704.915.3](#) [HA-C2V](#) [S4](#) [704.918.4](#) [5.00.100.105/0000](#) [84-8511.5320](#)
[A3CA-7121](#) [704.902.1](#) [A0310Y](#) [51-971.F22](#) [5.05.510.632/0000](#) [190-17502-003](#) [190-17507-002](#) [190-17500-006](#) [190-17510-001](#)
[1.20.119.002/0000](#) [2MN6-1PA224](#) [Kit05-Keylocks](#) [Kit14-Switch Assortment](#) [Kit25-Value Added](#) [GLZ336](#)