

Features

Regulated Converter

- 100-240VAC Input
- Primary side regulated
- Standard industry pinout
- Full load operation: -25 to 55°C
- No load power consumption <100mW
- Household and ITE certified



RAC05E-K

5 Watt

1.46" x 0.95"

Single Output



UL/IEC/EN62368-1 certified
 CAN/CSA C22.2 No. 62368-1 certified
 IEC/EN60335-1 certified
 EN62233 certified
 IEC/EN61558-1 certified
 IEC/EN61558-2-16 certified
 EN55032/EN55035 compliant
 EN IEC 61204-3 compliant
 CB Report

Description

The economically priced RAC05E-K series of primary-side regulated AC/DC converters is designed to meet general purpose requirements for ITE and office use as well as household applications or light industrial automation processes, with less than 0.1W no-load power consumption. The footprint is based on the most common industry standard pinning for AC/DC modules from 3W onwards, with just slightly increased height. The AC/DC modules hold UL and CB certifications to the IEC 62368-1 standard and to EN 60335-1 for household applications. Certified for full load operation from -25°C to +55°C and worldwide input voltage ranges of nominal 100-240VAC, the modules feature semi-regulated outputs with permanent short circuit and over voltage protection. With only a few additional components EN55014 and EN55032 class B limits for electromagnetic compatibility are met.

Selection Guide

Part Number	Input Voltage Range [VAC]	Output Voltage [VDC]	Output Current [mA]	Efficiency typ. (1) [%]
RAC05E-05SK	90-264	5	1000	74
RAC05E-12SK	90-264	12	417	78
RAC05E-15SK	90-264	15	333	79
RAC05E-24SK	90-264	24	208	80

Notes:

Note1: Efficiency is tested at nominal input and full load at +25°C ambient

Model Numbering



Ordering Examples:

RAC05E-05SK 5 Watt 5Vout
 RAC05E-24SK 5 Watt 24Vout

Specifications (measured @ Ta= 25°C, nom. Vin= 230VAC, full load and after warm-up unless otherwise stated)

BASIC CHARACTERISTICS

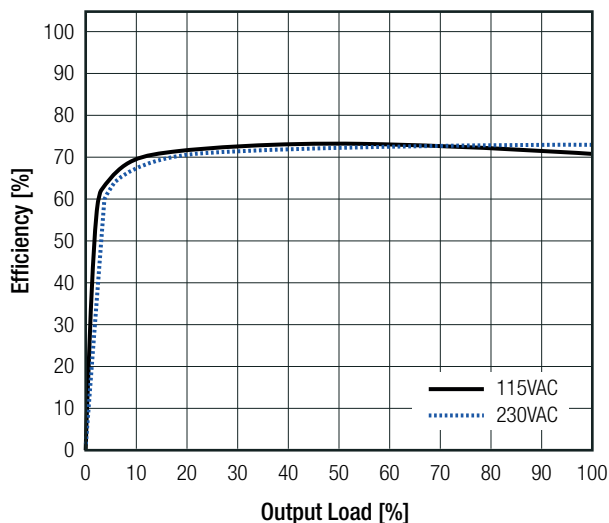
Parameter	Condition		Min.	Typ.	Max.
Internal Input Filter			Pi type		
Nominal Input Voltage	50/60Hz		100VAC		240VAC
Operating Range ^(2,3)	47-63Hz		90VAC	230VAC	264VAC
	DC		130VDC		
Input Current	115VAC				250mA
	230VAC				100mA
Inrush Current	cold start at 25°C	115VAC			20A
		230VAC			10A
No load Power Consumption					100mW
Input Frequency Range	AC Input		47Hz		63Hz
ErP Standby Mode Conformity (Output Load Capability)	Input power= 0.5W				0.32
	1.0W				0.68
Minimum Load			0%		
Power Factor	115VAC		0.55		
	230VAC		0.45		
Start-up Time				20ms	
Rise Time				15ms	
Hold-up Time	115VAC		8ms		
	230VAC		20ms		
Internal Operating Frequency	100% load at nominal Vin				130kHz
Output Ripple and Noise ⁽⁴⁾	20MHz BW	5Vout			70mVp-p
		others			1% of Vout

Notes:

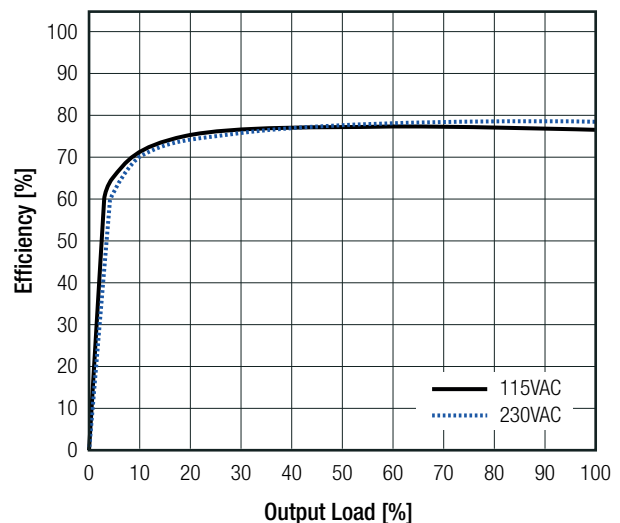
- Note2: The products were submitted for safety files at AC-Input operation
- Note3: Refer to **"Line Derating"**
- Note4: Measurements are made with a 0.1µF MLCC & 10µF E-cap in parallel across output. (low ESR)

Efficiency vs. Load

RAC05E-05SK

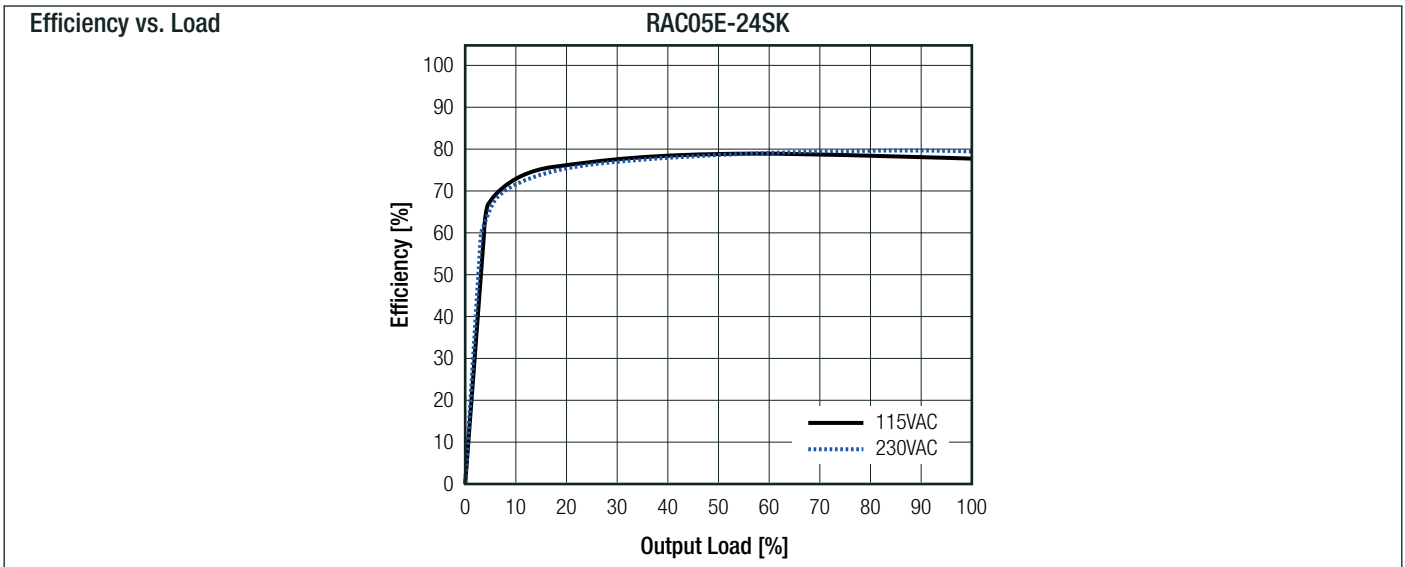


RAC05E-12SK + RAC05E-15SK



continued on next page

Specifications (measured @ Ta= 25°C, nom. Vin= 230VAC, full load and after warm-up unless otherwise stated)

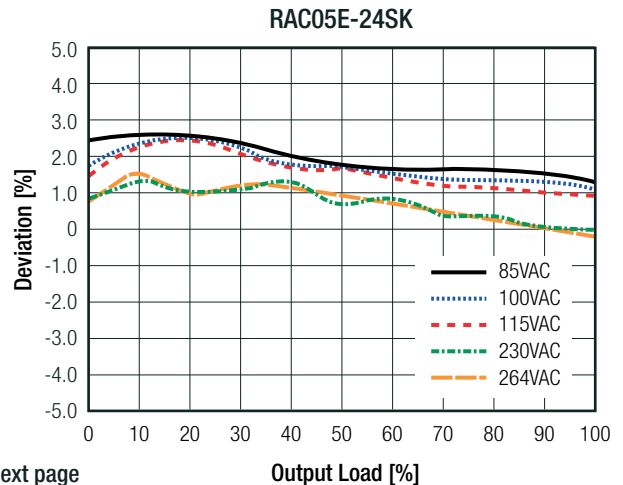
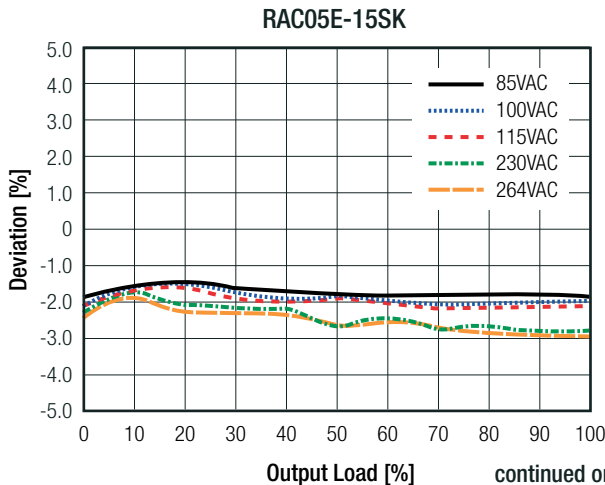
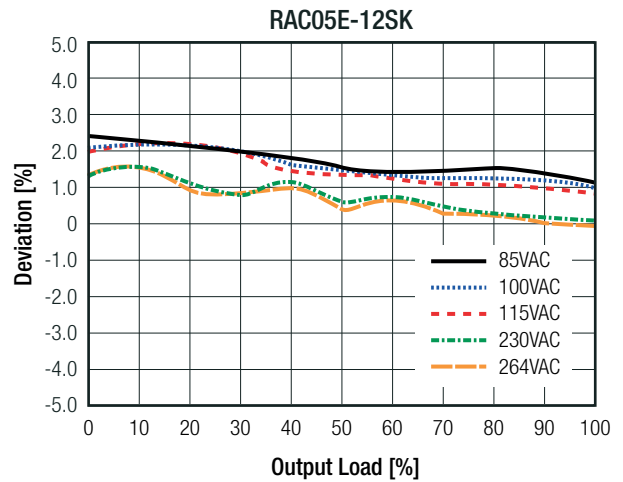
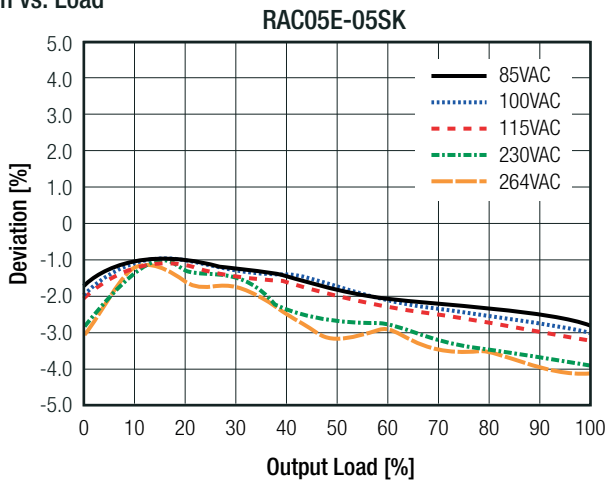


Parameter	Condition	Value
Output Accuracy		±5.0% typ.
Line Regulation		±5.0% typ.
Load Regulation ⁽⁵⁾		5.0% typ.

Notes:

Note5: Operation below 10% load will not harm the converter, but specifications may not be met

Deviation vs. Load



continued on next page

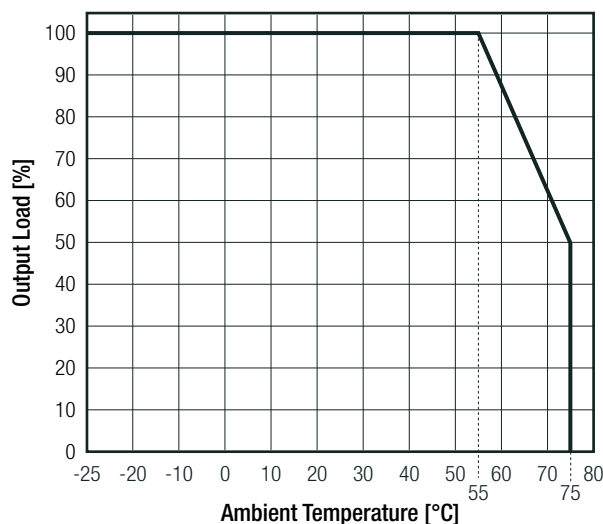
Specifications (measured @ Ta= 25°C, nom. Vin= 230VAC, full load and after warm-up unless otherwise stated)

PROTECTIONS			
Parameter	Type		Value
Input Fuse ^⑥	external		fusible resistor 5.1Ω
Short Circuit Protection (SCP)	below 100mΩ		Hiccup mode, auto recovery
Over Voltage Category (OVC)			OVCII
Over Current Protection (OCP)			120% - 180%, hiccup mode
Isolation Voltage (safety certified)	I/P to O/P	1 minute	according to 60335-1 according to 62368-1 according to 61558
Insulation Grade			reinforced
<p>Notes: Note6: An external fuse is mandatory in order to protect the device in addition on the AC input side.</p>			

ENVIRONMENTAL			
Parameter	Condition		Value
Operating Temperature Range	full load refer to <i>"Derating Graph"</i>		-25°C to +75°C
Maximum Case Temperature			+90°C
Temperature Coefficient			±0.05%/K
Operating Altitude	according to 60335-1		5000m
Operating Humidity	non-condensing		20% - 95% RH max.
Pollution Degree			PD2
Vibration			10-500Hz, 2G10min./1cycle, period 60min. each along x,y,z axes
MTBF	according to MIL-HDBK-217F, G.B.	+25°C +40°C	1680 x 10 ³ hours 1290 x 10 ³ hours
Design Lifetime	+50°C		>40 x 10 ³ hours

Derating Graph

(@ Chamber and natural convection 0.1m/s)



Specifications (measured @ Ta= 25°C, nom. Vin= 230VAC, full load and after warm-up unless otherwise stated)

SAFETY AND CERTIFICATIONS			
Certificate Type (Safety)	Report Number	Standard	
Audio/Video, information and communication technology equipment - Part 1: Safety requirements	E491408-A6016-UL	UL62368-1:2014 CAN/CSA-C22.2 No. 62368-1:2014	
Audio/Video, information and communication technology equipment - Safety requirements (CB Scheme)	E491408-A6017-CB-1	IEC62368-1:2014 2nd Edition	
Audio/Video, information and communication technology equipment - Safety requirements (LVD)	E491408-A6015-IT-1	EN62368-1:2014 + A11:2017	
Household and similar electrical appliances – Safety – Part 1: General requirements (CB Scheme)	LCS200820072AS	IEC60335-1:2010 5th Edition + C1:2016	
Household and similar electrical appliances – Safety – Part 1: General requirements (LVD)		EN60335-1:2012 + A11:2014+A13:2017+A1:2019+A2:2019+A14:2019	
Measurement methods for electromagnetic fields of household appliances and similar apparatus with regard to human exposure		EN62233:2008	
Safety of power transformers, power supplies, reactors and similar products for supply voltages up to 1100 V (CB Scheme)	NN20TGSJ-001	IEC61558-1:2005 2nd Edition + A1:2009	
Safety of power transformers, power supplies, reactors & similar products for supply voltages up to 1100 V Part 2: Particular requirements (CB Scheme)		IEC61558-2-16:2009 1st Edition + A1:2013	
Safety of power transformers, power supplies, reactors and similar products for supply voltages up to 1100 V	NN20UK56-001	EN61558-1:2005 + A1:2009	
Safety of power transformers, power supplies, reactors & similar products for supply voltages up to 1100 V Part 2: Particular requirements		EN61558-2-16:2009 + A1:2013	
RoHS2		RoHS 2011/65/EU + AM2015/863	
EMC Compliance (Industrial)			
EMC Compliance (Industrial)	Condition	Standard / Criterion	
Electromagnetic compatibility of multimedia equipment - Emission requirements		EN55032:2015, Class A/B	
Electromagnetic compatibility of multimedia equipment – Immunity requirements		EN55035:2017	
ESD Electrostatic Discharge Immunity Test	Air: ± 2, 4, 8kV Contact: ±2, 4kV	IEC61000-4-2:2008, Criteria B EN61000-4-2:2009, Criteria B	
Radiated, Radio-Frequency, Electromagnetic Field Immunity Test	3V/m: 80-1000MHz 1800MHz, 2600MHz 3500MHz, 5000MHz	IEC/EN61000-4-3:2006+A2:2010, Criteria A	
Fast Transient and Burst Immunity	AC Port: ±1kV	IEC/EN61000-4-4:2012, Criteria B	
Surge Immunity	AC Power Port: ±1kV	IEC61000-4-5:2014, Criteria B EN61000-4-5:2014+A1:2017, Criteria B	
Immunity to Conducted Disturbances, Induced by Radio-Frequency Fields	3Vrms: 0.15-10MHz 3-1Vrms: 10-30MHz 1Vrms: 30-80MHz	IEC61000-4-6:2013, Criteria A EN61000-4-6:2014+AC:2015, Criteria A	
Power Magnetic Field Immunity	1A/m	IEC61000-4-8:2009, Criteria A EN61000-4-8:2010, Criteria A	
Voltage Dips and Interruption	Voltage Dips:	100%	IEC61000-4-11:2004, Criteria B EN61000-4-11:2004+A1:2017, Criteria B
		30%	IEC61000-4-11:2004, Criteria C EN61000-4-11:2004+A1:2017, Criteria C
	Interruptions:	100%	IEC61000-4-11:2004, Criteria C EN61000-4-11:2004+A1:2017, Criteria C
EMC Compliance (Low Voltage PSU)			
EMC Compliance (Low Voltage PSU)	Condition	Standard / Criterion	
Low voltage power supplies, d.c. output Part 3: Electromagnetic compatibility (EMC)		EN IEC 61204-3:2018, Class A/B	
ESD Electrostatic Discharge Immunity Test	Air: ± 2, 4, 8kV Contact: ±2, 4kV	IEC61000-4-2:2008, Criteria B EN61000-4-2:2009, Criteria B	

continued on next page

Specifications (measured @ Ta= 25°C, nom. Vin= 230VAC, full load and after warm-up unless otherwise stated)

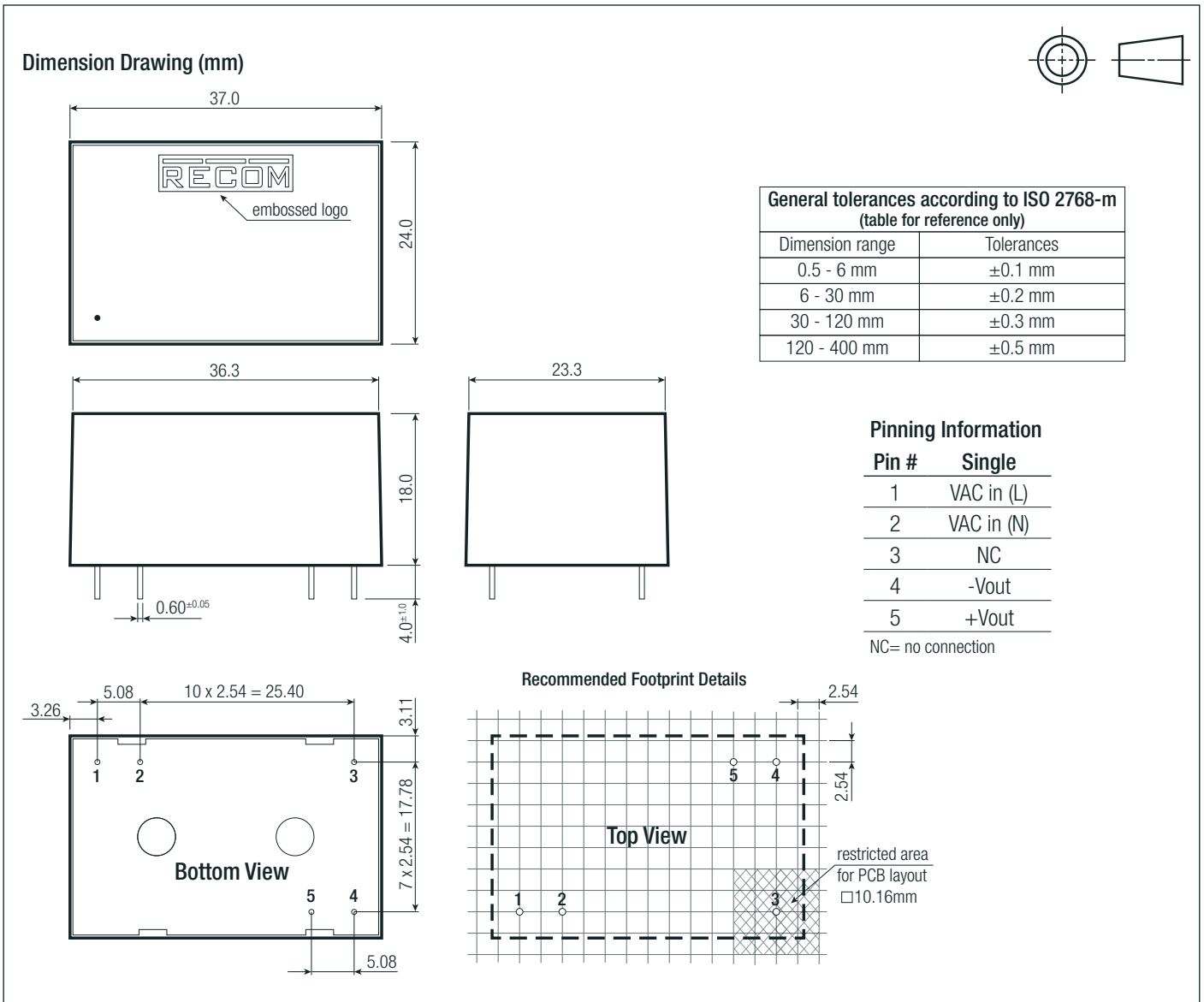
EMC Compliance (Low Voltage PSU)	Condition		Standard / Criterion
Radiated, Radio-Frequency, Electromagnetic Field Immunity Test	10V/m: 80-1000MHz 3V/m: 1400-2000MHz 1V/m: 2000-2700MHz		IEC/EN61000-4-3:2006+A2:2010, Criteria A
Fast Transient and Burst Immunity	AC Port: ±2kV		IEC/EN61000-4-4:2012, Criteria B
Surge Immunity	AC Power Port: ±1kV		IEC61000-4-5:2014, Criteria B EN61000-4-5:2014+A1:2017, Criteria B
Immunity to Conducted Disturbances, Induced by Radio-Frequency Fields	10Vrms: 0.15-80MHz		IEC61000-4-6:2013, Criteria A EN61000-4-6:2014+AC:2015, Criteria A
Power Magnetic Field Immunity	30A/m		IEC61000-4-8:2009, Criteria A EN61000-4-8:2010, Criteria A
Voltage Dips and Interruption	Voltage Dips:	100% (0.5P; 1.0P)	IEC61000-4-11:2004, Criteria B EN61000-4-11:2004+A1:2017, Criteria B
		20%, 30%, 60%	IEC61000-4-11:2004, Criteria C EN61000-4-11:2004+A1:2017, Criteria C
	Interruptions:	100%	IEC61000-4-11:2004, Criteria C EN61000-4-11:2004+A1:2017, Criteria C
Limits of Voltage Fluctuations & Flicker			EN61000-3-3:2013+A1:2019
Limitations on the amount of electromagnetic interference allowed from digital and electronic devices			FCC 47 CFR Part 15 Subpart B, Class B
Limitations on the amount of electromagnetic interference allowed from digital and electronic devices, industrial, scientific, and medical equipment			FCC 47 CFR Part 18

DIMENSION AND PHYSICAL CHARACTERISTICS

Parameter	Type	Value
Material	case/baseplate	black plastic, (UL94 V-0)
	potting	PU, (UL94 V-0)
	PCB	FR4, (UL94 V-0)
Dimension (LxWxH)		37.0 x 24.0 x 18.0mm
Weight		26.4g typ.

continued on next page

Specifications (measured @ Ta= 25°C, nom. Vin= 230VAC, full load and after warm-up unless otherwise stated)



PACKAGING INFORMATION

Parameter	Type	Value
Packaging Dimension (LxWxH)	tube	490.0 x 26.6 x 25.3mm
Packaging Quantity		12pcs

The product information and specifications may be subject to changes even without prior written notice. The product has been designed for various applications; its suitability lies in the responsibility of each customer. The products are not authorized for use in safety-critical applications without RECOM's explicit written consent. A safety-critical application is an application where a failure may reasonably be expected to endanger or cause loss of life, inflict bodily harm or damage property. The applicant shall indemnify and hold harmless RECOM, its affiliated companies and its representatives against any damage claims in connection with the unauthorized use of RECOM products in such safety-critical applications.

X-ON Electronics

Largest Supplier of Electrical and Electronic Components

Click to view similar products for [AC/DC Converters](#) category:

Click to view products by [RECOM POWER](#) manufacturer:

Other Similar products are found below :

[BP5722A12](#) [ICE3AR0680VJZ](#) [ICE3AR2280CJZ](#) [ICE3BR0680JZ](#) [ICE3BR2280JZ](#) [SEA01](#) [FAN7621SSJX](#) [BP5011](#) [BP5055-12](#) [BP5718A12](#)
[ICE2QR4780Z](#) [NCP1124BP100G](#) [AP3983EP7-G1](#) [ICE2QR4765](#) [TEA19363T/1J](#) [AP3125CMKTR-G1](#) [ICE3AR10080CJZ](#) [SC1076P065G](#)
[47132](#) [47220](#) [47225](#) [APR3415BMTR-G1](#) [NCP1126BP100G](#) [HF500GP-40](#) [TNY179PN](#) [ICE3AR10080JZXKLA1](#) [BM2P0361-Z](#)
[BM2P249Q-Z](#) [BM521Q25F-GE2](#) [INN3164C-H107-TL](#) [HR1001LGS-P](#) [BM2P131X-Z](#) [BM2P161X-Z](#) [BM2P181X-Z](#) [BM2P201X-Z](#)
[BM2P241X-Z](#) [LNK576DG-TL](#) [INN3278C-H215-TL](#) [INN3278C-H217-TL](#) [INN3678C-H605-TL](#) [NCP1342BMDCDD1R2G](#) [AP3304AW6-7](#)
[APR34910S-13](#) [TNY286PG](#) [TNY287PG](#) [TNY288DG-TL](#) [TNY288PG](#) [MP100GN](#) [BP5034D24](#) [HR1000AGS](#)