

RS3K-Z Series \diamond Regulated SIP8

3W \diamond Isolated Single & Dual Output \diamond 4:1 & 2:1 Input


FEATURES

- 4.5-9 and 9-36VDC Input voltage ranges
- Continuous short circuit protection
- 3kVDC/sec isolation
- Operating temperature range up to 105°C
- High efficiency
- 3 year warranty



Dimensions (LxWxH): 21.8 x 9.2 x 11.1mm (0.86 x 0.36 x 0.44inch)
4.7g (0.01lbs)

APPLICATIONS



SAFETY & EMC



DESCRIPTION

The RS3K-Z series is a state-of-the-art DC/DC converter with a wide 4:1 input voltage range from 9 to 36 VDC or a 2:1 input voltage range from 4.5 to 9VDC, ensuring reliable performance in a wide range of applications. The RS3K-Z is also equipped with an ON/OFF control, allowing for quick and easy power management. High accuracy and tight line and load regulation ensure stable operation even under challenging conditions. It is also equipped with continuous short circuit protection and undervoltage lockout (UVLO) for added safety. With IEC/EN/UL 62368-1 certification, 3W maximum output power, 0% minimum load, and high 86% typical efficiency, the RS3K-Z is an excellent choice for industrial applications. Select models are designed to operate within an industrial temperature range of -40°C to +85°C without derating.

SELECTION GUIDE 2:1 INPUT

Part Number	Input Voltage	Output Voltage	Output Current	Efficiency	max. Capacitive
	Range [VDC]	nom. [VDC]	max. [mA]	typ. ⁽¹⁾ [%]	Load ⁽²⁾ [μF]
RS3K-053.3S/H3	4.5-9	3.3	910	70	5200
RS3K-0505S/H3	4.5-9	5	600	74	4700
RS3K-0509S/H3	4.5-9	9	330	79	3500
RS3K-0512S/H3	4.5-9	12	250	80	2500
RS3K-0515S/H3	4.5-9	15	200	85	2500
RS3K-0524S/H3	4.5-9	24	125	85	1500
RS3K-0505D/H3	4.5-9	±5	±300	70	2500
RS3K-0512D/H3	4.5-9	±12	±125	83	1200
RS3K-0515D/H3	4.5-9	±15	±100	83	1000
RS3K-0524D/H3	4.5-9	±24	±63	79	500

Note1: Efficiency is tested at minimum input and full load at +25°C ambient

Note2: Max Cap Load is tested at nominal input an full resistive load

RS3K-Z Series \diamond Regulated SIP8

3W \diamond Isolated Single & Dual Output \diamond 4:1 & 2:1 Input

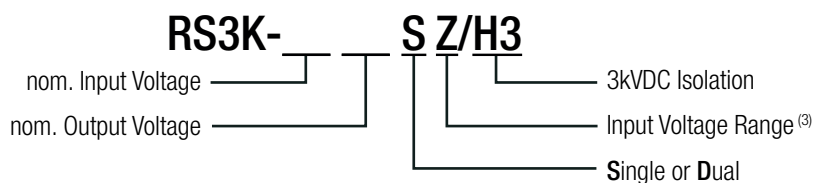
SELECTION GUIDE 4:1 INPUT

Part Number	Input Voltage Range [VDC]	Output Voltage nom. [VDC]	Output Current max. [mA]	Efficiency typ. ⁽¹⁾ [%]	max. Capacitive Load ⁽²⁾ [μ F]
RS3K-243.3SZ/H3	9-36	3.3	910	79	5000
RS3K-2405SZ/H3	9-36	5	600	84	4700
RS3K-2409SZ/H3	9-36	9	330	80	4000
RS3K-2412SZ/H3	9-36	12	250	82	3000
RS3K-2415SZ/H3	9-36	15	200	83	2000
RS3K-2424SZ/H3	9-36	24	125	86	1500
RS3K-2405DZ/H3	9-36	± 5	± 300	78	2500
RS3K-2412DZ/H3	9-36	± 12	± 125	82	1000
RS3K-2415DZ/H3	9-36	± 15	± 100	79	800
RS3K-2424DZ/H3	9-36	± 24	± 63	83	500

Note1: Efficiency is tested at minimum input and full load at +25°C ambient

Note2: Max Cap Load is tested at nominal input an full resistive load

MODEL NUMBERING



Note3: without suffix= 2:1 input voltage range (4.5-9VDC)

with suffix "Z" = 4:1 input voltage range (9-36VDC)

BASIC CHARACTERISTICS (measured @ $T_{AMB} = 25^{\circ}C$, nom. V_{IN} , full load and after warm-up unless otherwise stated)

Parameter	Conditions	Min.	Typ.	Max.
Input Voltage Range	2:1 input voltage; nom. $V_{IN} = 5VDC$	4.5VDC	5VDC	9VDC
	4:1 input voltage; nom. $V_{IN} = 24VDC$	9VDC	24VDC	36VDC
Under Voltage Lockout	DC-DC ON	nom. $V_{IN} = 5VDC$	4VDC	4.3VDC
	DC-DC OFF		3.2VDC	3.6VDC
	DC-DC ON	nom. $V_{IN} = 24VDC$	8.2VDC	8.8VDC
	DC-DC OFF		5.6VDC	6.2VDC
Quiescent Current	2:1 input voltage		20mA	30mA
	4:1 input voltage		10mA	20mA
Minimum Load		0%		
ON/OFF CTRL	DC-DC ON	open or $V_{CTRL} > 1.5VDC$ (max. 5VDC)		
	DC-DC OFF	short to $-V_{in}$ or $V_{CTRL} < 1.5VDC$		
Input Current of CTRL pin	DC-DC ON			1mA
Standby Current	DC-DC OFF		3mA	6mA
Internal Operating Frequency		100kHz		400kHz
Output Ripple and Noise ⁽⁴⁾	20MHz BW	nom. $V_{IN} = 5VDC$	100mVp-p	150mVp-p
		nom. $V_{IN} = 24VDC$	50mVp-p	80mVp-p

Note4: Measurements are made with a 0.1 μ F MLCC & 10 μ F E-cap in parallel across output. (low ESR)

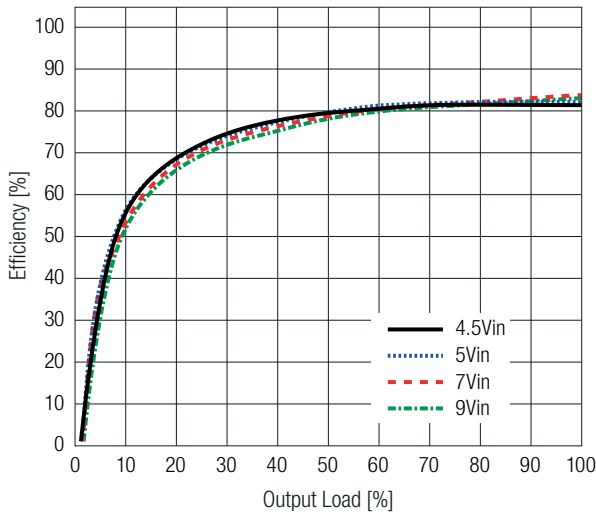
RS3K-Z Series \diamond Regulated SIP8

3W \diamond Isolated Single & Dual Output \diamond 4:1 & 2:1 Input

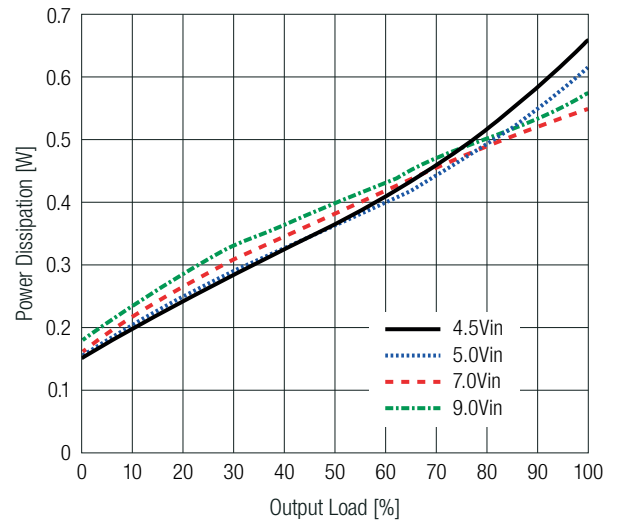
BASIC CHARACTERISTICS (measured @ $T_{AMB} = 25^{\circ}\text{C}$, nom. V_{IN} , full load and after warm-up unless otherwise stated)

RS3K-0512D/H3

Efficiency vs Output Load

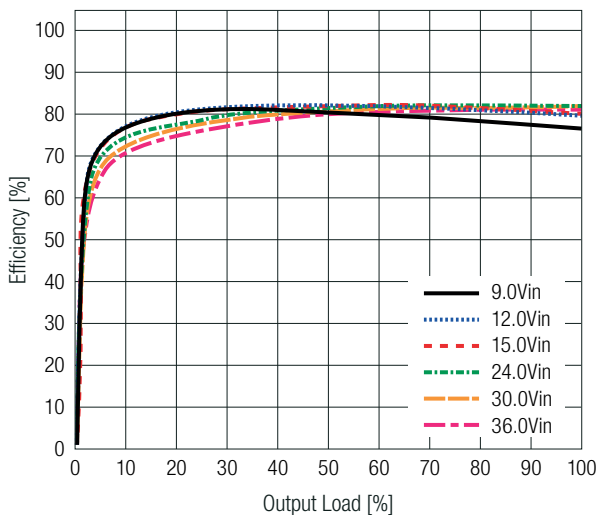


Power Dissipation vs. Output Load

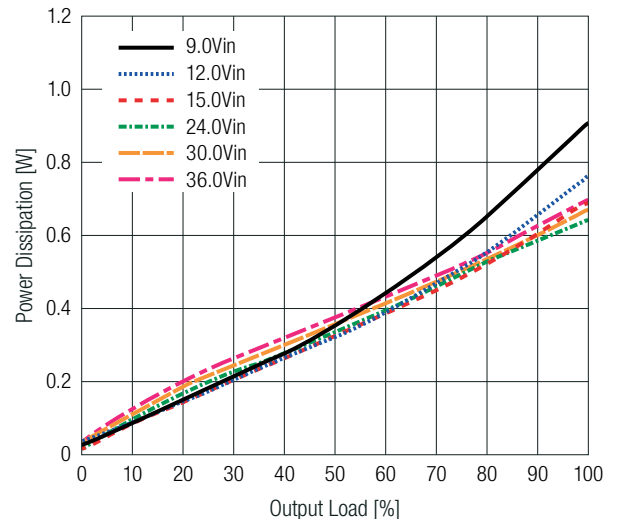


RS3K-2405SZ/H3

Efficiency vs Output Load

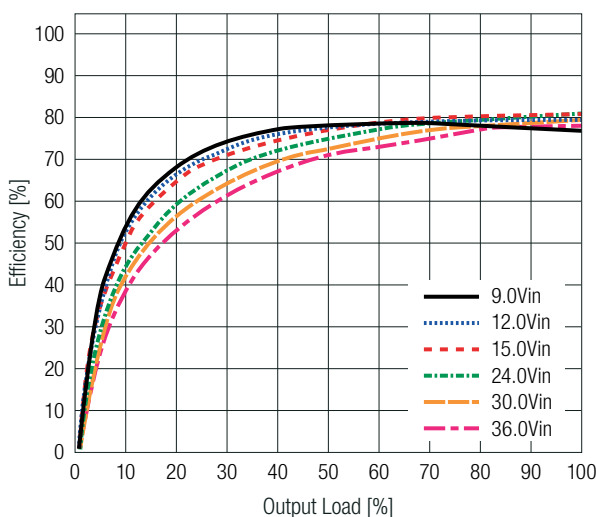


Power Dissipation vs. Output Load

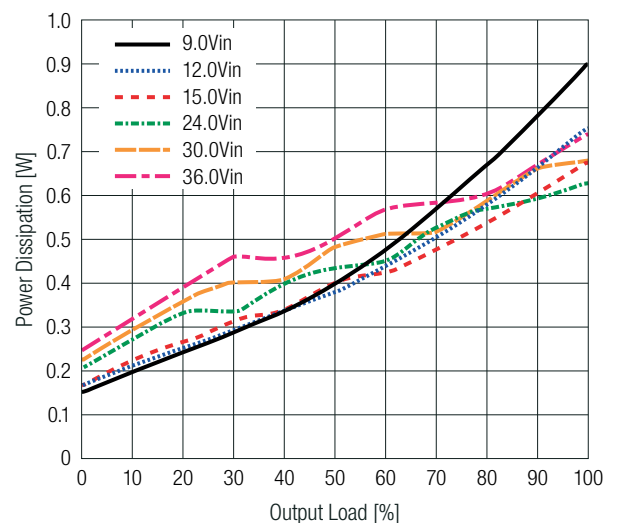


RS3K-2412DZ/H3

Efficiency vs Output Load



Power Dissipation vs. Output Load



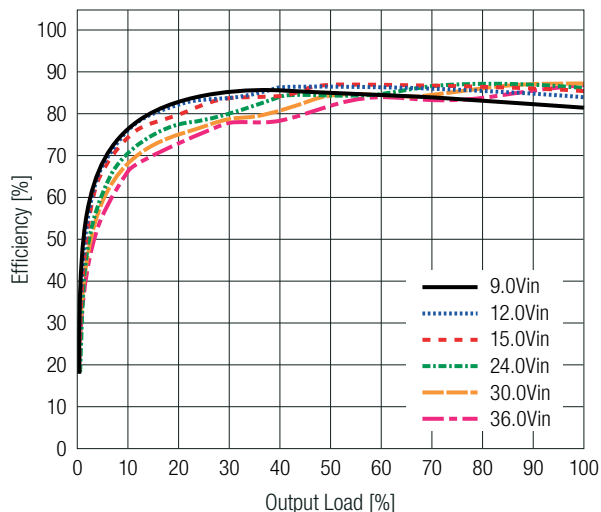
RS3K-Z Series \diamond Regulated SIP8

3W \diamond Isolated Single & Dual Output \diamond 4:1 & 2:1 Input

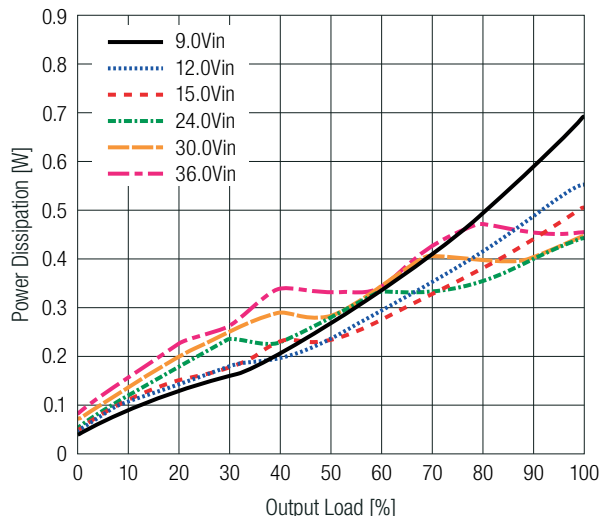
BASIC CHARACTERISTICS (measured @ $T_{AMB} = 25^{\circ}\text{C}$, nom. V_{IN} , full load and after warm-up unless otherwise stated)

RS3K-2424SZ/H3

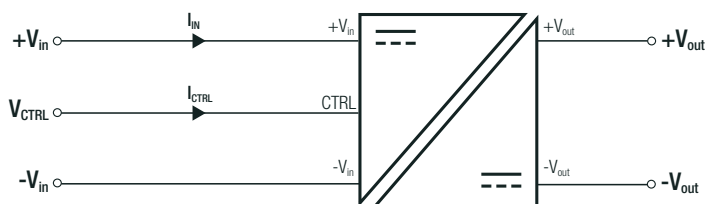
Efficiency vs Output Load



Power Dissipation vs. Output Load



ON/OFF CTRL



DC-DC ON	open or $V_{CTRL} > 1.5\text{VDC}$ (max. 5VDC)
DC-DC OFF	short to $-V_{in}$ or $V_{CTRL} < 1.5\text{VDC}$

REGULATIONS

Parameter	Conditions	Value
Output Accuracy	nom. $V_{IN} = 5\text{VDC}$	$\pm 2.0\%$ typ.
	nom. $V_{IN} = 24\text{VDC}$	$\pm 3.0\%$ typ.
Line Regulation	low line to high line, full load	$\pm 2.0\%$ typ.
Load Regulation ⁽⁵⁾	10%-100% full load	$\pm 2.0\%$ typ.
Cross Regulation	10%-100% full load and nom. V_{IN}	$\pm 5.0\%$ typ.

Note5: Operation below 10% load will not harm the converter, but specifications may not be met

PROTECTIONS

Parameter	Type	Value	
Short Circuit Protection (SCP)		continuous, auto recovery	
Short Circuit Input Current		120mA max.	
Over Temperature Protection (OTP)	auto restart after cool down	150°C typ.	
Isolation Voltage ⁽⁶⁾	I/P to O/P	1 second	3kVDC
		rated for 1 minute	1.5kVAC/50Hz
Isolation Resistance	I/P to O/P, $V_{ISO} = 500\text{VDC}$	1G Ω min.	
Isolation Capacitance	I/P to O/P, 100kHz/0.1V	50pF max.	
Insulation Grade	according to 62368-1	functional	

Note6: For repeat Hi-Pot testing, reduce the time and/or the test voltage

Note7: Refer to local safety regulations if input over-current protection is also required. Recommended fuse: slow blow type

RS3K-Z Series \diamond Regulated SIP8

3W \diamond Isolated Single & Dual Output \diamond 4:1 & 2:1 Input

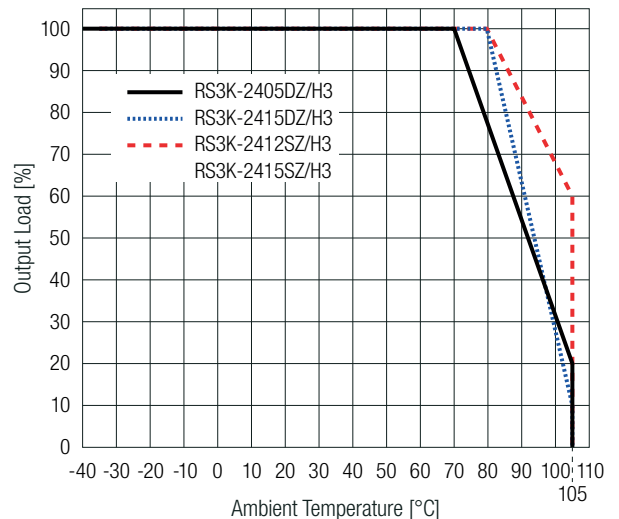
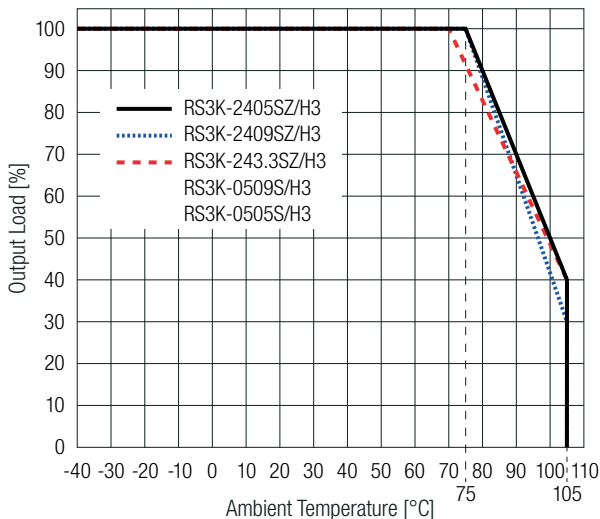
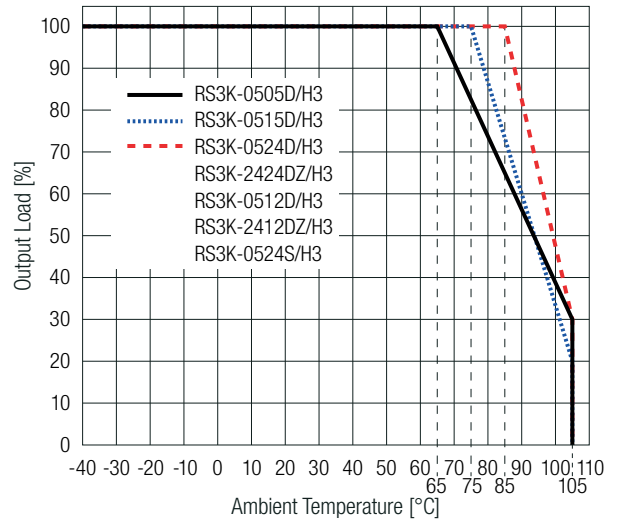
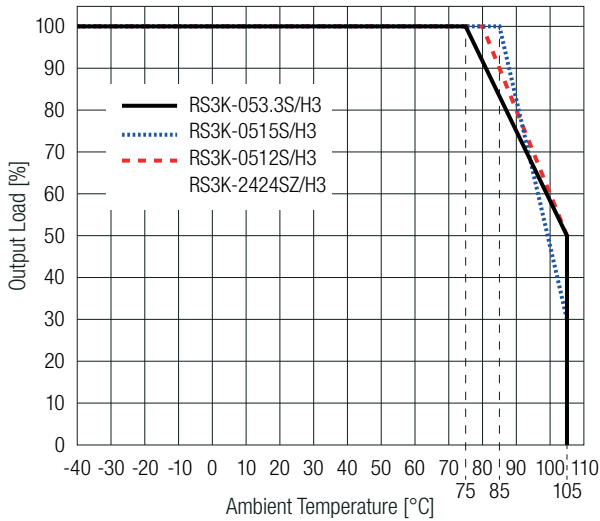


ENVIRONMENTAL

Parameter	Conditions		Value	
Operating Temperature Range	with derating, refer to „Derating Graph“		-40°C to +105°C	
Maximum Case Temperature			+115°C max.	
Temperature Coefficient			0.02%/K	
Thermal Impedance	natural convection 0.1m/s		39.0K/W	
Operating Altitude	according to 62368-1		5000m	
Operating Humidity	non-condensing		95% RH max.	
Pollution Degree			PD2	
MTBF	according to MIL-HDBK-217F, G.B.	RS3K-0509SZ/H3, RS3K-0524D/H3	T _{AMB} = +25°C	2000 x 10 ³ hours
			T _{AMB} = +80°C	700 x 10 ³ hours
		RS3K-0512SZ/H3, RS3K-0505D/H3, RS3K-0515D/H3	T _{AMB} = +25°C	1500 x 10 ³ hours
			T _{AMB} = +80°C	700 x 10 ³ hours
		others	T _{AMB} = +25°C	2500 x 10 ³ hours
			T _{AMB} = +80°C	800 x 10 ³ hours

Derating Graph

(@ Chamber and natural convection 0.1m/s)



RS3K-Z Series \diamond Regulated SIP8

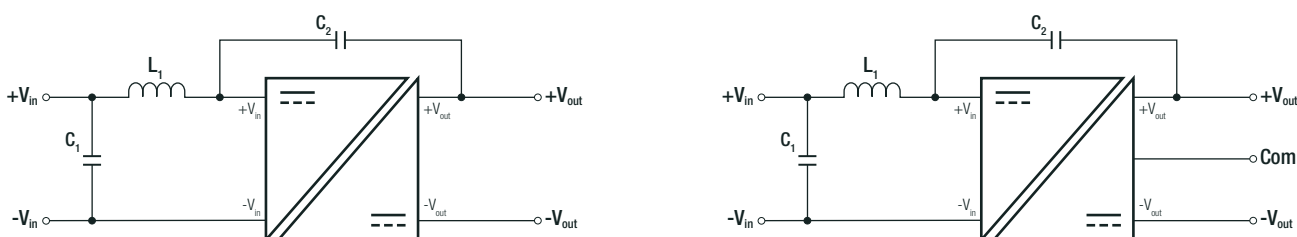
3W \diamond Isolated Single & Dual Output \diamond 4:1 & 2:1 Input

SAFETY & CERTIFICATIONS

Certificate Type (Safety)	Report Number	Standard
Audio/Video, information and communication technology equipment - Part1: Safety requirements 3rd Edition	E491408-A6022-UL	UL62368-1, 3rd Edition, 2019
		CAN/CSA-C22.2 No. 62368-1-19 3rd Edition
Audio/Video, information and communication technology equipment - Part1: Safety requirements 3rd Edition (CB Scheme)	085-220181001-100	IEC62368-1:2018 3rd Edition
Audio/Video, information and communication technology equipment - Part1: Safety requirements 3rd Edition		EN IEC 62368-1:2020+A11:2020
RoHS2		RoHS 2011/65/EU + AM2015/863

EMC Compliance	Conditions	Standard / Criterion
Electromagnetic Compatibility of Multimedia Equipment - Emission Requirements	with external filter ⁽⁸⁾	EN55032, Class A
		EN55032, Class B

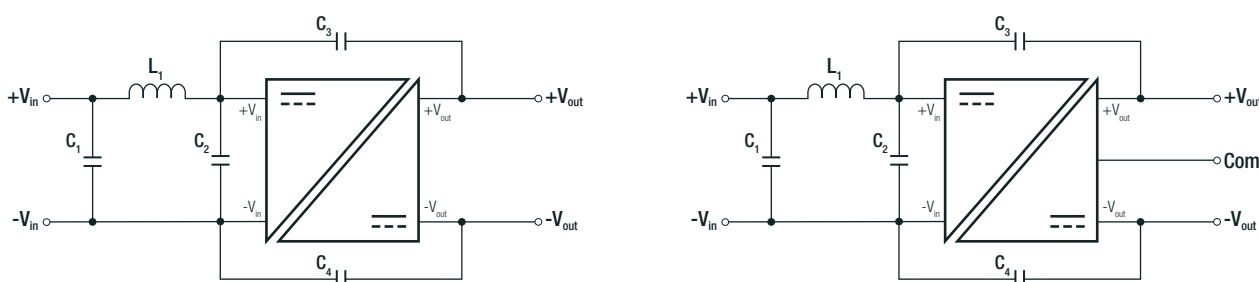
EMC Filtering Suggestion according to EN55032



Component List Class A

Part Number ⁽⁸⁾	C1	C2	L1
RS3K-2424SZ/H3; RS3K-0512D/H3; RS3K-2412DZ/H3; RS3K-0524S/H3; RS3K-0505S/H3; RS3K-2405SZ/H3	10 μ F	470pF	5.6 μ H, RLS-567

EMC Filtering Suggestion according to EN55032



Component List Class B

Part Number ⁽⁸⁾	C1/C2	C3/C4	L1
RS3K-2424SZ/H3; RSK3-0509S/H3; RSK3-0512S/H3; RSK3-0515S/H3; RS3K-0524S/H3; RS3K-0505S/H3; RS3K-2405SZ/H3; RS3K-0512D/H3; RS3K-0515D/H3; RS3K-0524D/H3; RS3K-2405DZ/H3; RS3K-2412DZ/H3; RS3K-2424DZ/H3	10 μ F	470pF	5.6 μ H, RLS-567

Note8: Filter suggestions are valid for indicated part numbers only. For other part numbers, please contact RECOM tech support for advice

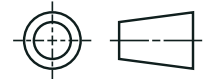
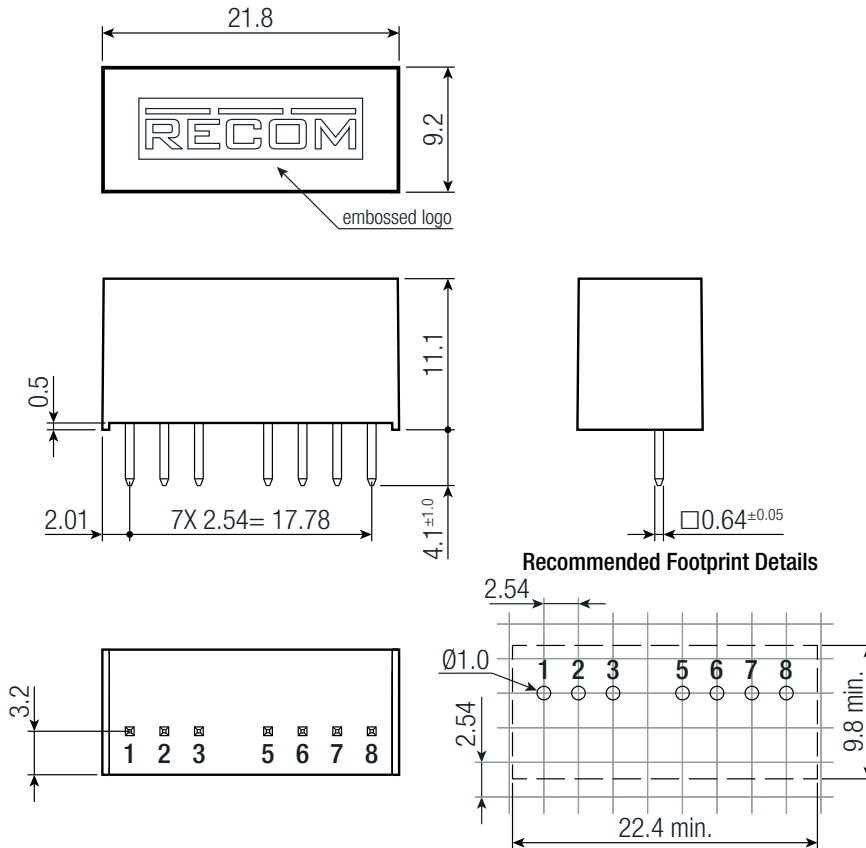
RS3K-Z Series \diamond Regulated SIP8

3W \diamond Isolated Single & Dual Output \diamond 4:1 & 2:1 Input

DIMENSION & PHYSICAL CHARACTERISTICS

Parameter	Type	Value
Material	case	black plastic, (UL94 V-0)
	potting	PU, (UL94 V-0)
	PCB	FR4, (UL94 V-0)
Dimension (LxWxH)		21.8 x 9.2 x 11.1mm 0.86 x 0.36 x 0.44 inch
Weight		4.7g typ. 0.01 lbs

Dimension Drawing (mm)



Pinning Information

Pin #	Single	Dual
1	-Vin	-Vin
2	+Vin	+Vin
3	CTRL	CTRL
5	NC	NC
6	+Vout	+Vout
7	-Vout	Com
8	NC	-Vout

NC= no connection

Tolerance:
xx.x = ±0.5mm
xx.xx = ±0.25mm

PACKAGING INFORMATION

Parameter	Type	Value
Packaging Dimension (LxWxH)	tube	520.0 x 11.5 x 19.0mm
Packaging Quantity		22pcs
Storage Temperature Range		-50°C to +125°C
Storage Humidity	non-condensing	95% RH max.

The product information and specifications may be subject to changes even without prior written notice. The product has been designed for various applications; its suitability lies in the responsibility of each customer. The products are not authorized for use in safety-critical applications without RECOM's explicit written consent. A safety-critical application is an application where a failure may reasonably be expected to endanger or cause loss of life, inflict bodily harm or damage property. The applicant shall indemnify and hold harmless RECOM, its affiliated companies and its representatives against any damage claims in connection with the unauthorized use of RECOM products in such safety-critical applications.

X-ON Electronics

Largest Supplier of Electrical and Electronic Components

Click to view similar products for [Isolated DC/DC Converters - Through Hole category](#):

Click to view products by [RECOM POWER manufacturer](#):

Other Similar products are found below :

[R-78E3.3-0.5](#) [K7805-500R3](#) [B0524XT-1WR3](#) [B2424S-3WR2](#) [F0505D-1WR2](#) [K7805-1000R3](#) [LZ4644IY#PBF](#) [K7812-500R3](#) [B1205S-1W](#)
[R-78E12-0.5](#) [K7805M-1000R3](#) [B1224XT-1WR3](#) [H1205S-2WR2](#) [K7812-1000R3](#) [B1205S-2W](#) [R-78E5.0-0.5](#) [R-78E9.0-0.5](#) [B0503XT-2WR2](#)
[B1505S-3WR2](#) [RSK-2405SRUW/H3](#) [CCG3-48-12SF](#) [CCG6-12-05SF](#) [RSOK-2405SZ/H3](#) [CQB100W14-72S15](#) [TRI 1-2413](#) [CCG6-24-15DF](#)
[TRI 1-1211SM](#) [CCG6-24-12DF](#) [RYK-053.3S/H](#) [MGJ2D241802BSC](#) [MGJ2D122003BSC](#) [EC4BE13](#) [PXD40-24WD15](#) [CCG1R5-12-03SF](#)
[MGJ2D242005BSC](#) [TRI 1-2412SM](#) [TRI 1-1212](#) [EC5DAW-48S12N](#) [RP06-11005SRAW](#) [TRI 1-1213](#) [TRI 1-1211](#) [R2M-2412D](#) [PXD40-](#)
[24WD12](#) [CCG10-24-15DF](#) [EC5DAW-24D15N](#) [TRI 1-1212SM](#) [CCG1R5-24-05SF](#) [CCG10-48-03SF](#) [PXD60-48WD24](#) [CQB100W14-72S15N](#)