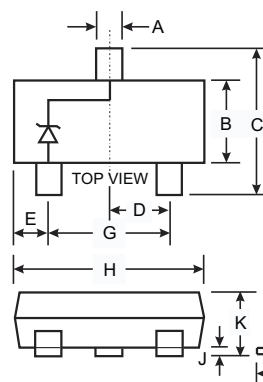


## Features

- Planar Die Construction
- 500mW Power Dissipation
- Zener Voltages from 2.4V - 75V
- Ideally Suited for Automated Assembly Processes
- ESD:HBM ----3B,MSL:Level 1



SOT-23		
Dim	Min	Max
A	0.37	0.51
B	1.19	1.40
C	2.10	2.50
D	0.89	1.05
E	0.45	0.61
G	1.78	2.05
H	2.65	3.05
J	0.013	0.15
K	0.89	1.10
L	0.45	0.61
M	0.076	0.178
All Dimensions in mm		

## Maximum Ratings @ $T_A = 25^\circ\text{C}$ unless otherwise specified

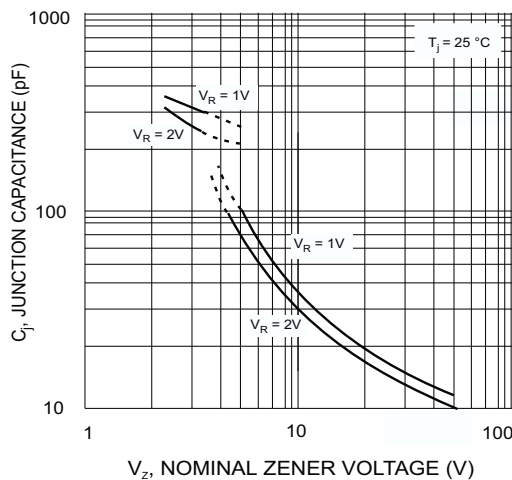
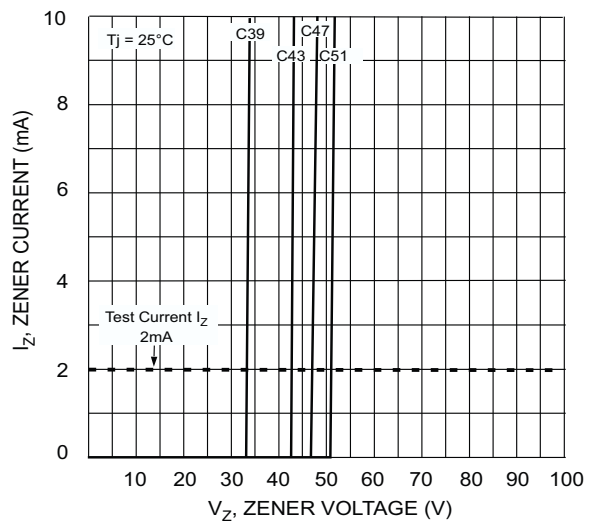
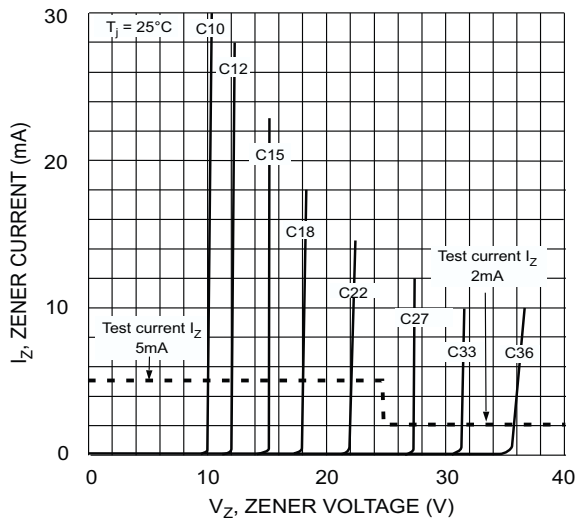
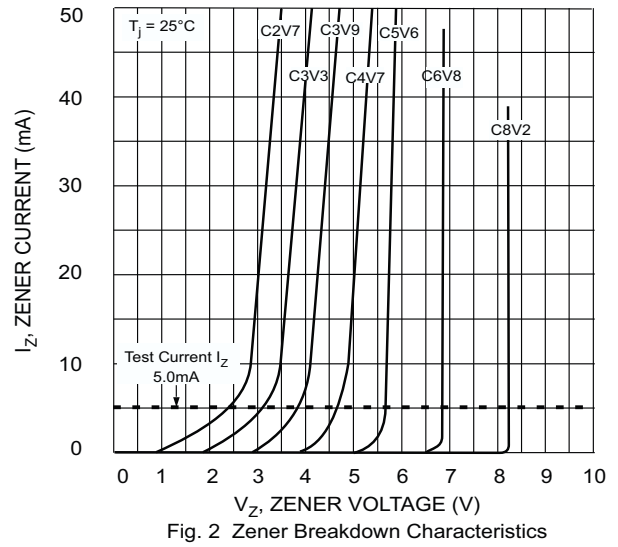
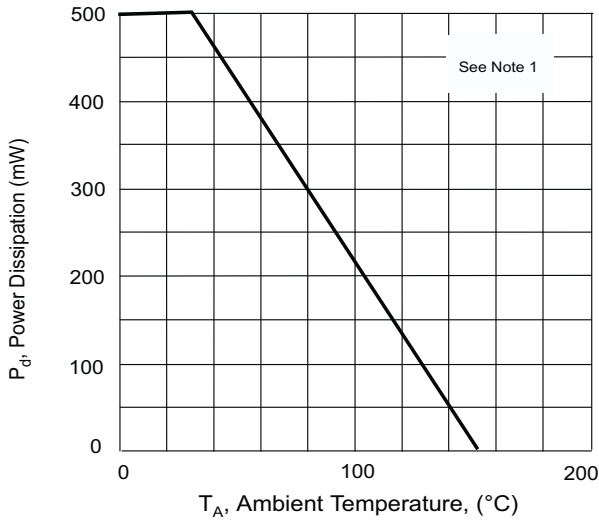
Characteristic	Symbol	Value	Unit
Forward Voltage @ $I_F = 10\text{mA}$	$V_F$	0.9	V
Power Dissipation (Note 1)	$P_d$	500	mW
Thermal Resistance, Junction to Ambient Air (Note 1)	$R_{\theta JA}$	357	K/W
Operating and Storage Temperature Range	$T_j, T_{STG}$	-65 to +150	$^\circ\text{C}$

- Notes:
1. Valid provided that device terminals are kept at ambient temperature.
  2. Tested with pulses, 300 $\mu\text{s}$  pulse width, period = 5ms.
  3.  $f = 1\text{KHz}$ .

Part Number	Marking	Nominal Zener Voltage			Max. Zener Impedance				Max.Reverse Leakage Current	
		Vz(V) @ I <sub>ZT</sub> *1			Z <sub>ZT</sub> @ I <sub>ZT</sub>		Z <sub>ZK</sub> @ I <sub>ZK</sub>		IR @ VR	
		Nom.	Min.	Max.	Ohm	mA	Ohm	mA	µA	V
BZX84C2V4	Z11	2.4	2.28	2.52	100	5	600	1	50	1.0
BZX84C2V7	Z12	2.7	2.5	2.9	100	5	600	1	20	1.0
BZX84C3V0	Z13	3	2.8	3.2	95	5	600	1	10	1.0
BZX84C3V3	Z14	3.3	3.1	3.5	95	5	600	1	5	1.0
BZX84C3V6	Z15	3.6	3.4	3.8	90	5	600	1	5	1.0
BZX84C3V9	Z16	3.9	3.7	4.1	90	5	600	1	3	1.0
BZX84C4V3	Z17	4.3	4	4.6	90	5	600	1	3	1.0
BZX84C4V7	Z1	4.7	4.4	5	80	5	500	1	3	2.0
BZX84C5V1	Z2	5.1	4.8	5.4	60	5	480	1	2	2.0
BZX84C5V6	Z3	5.6	5.2	6	40	5	400	1	1	2.0
BZX84C6V2	Z4	6.2	5.8	6.6	10	5	150	1	3	4.0
BZX84C6V8	Z5	6.8	6.4	7.2	15	5	80	1	2	4.0
BZX84C7V5	Z6	7.5	7	7.9	15	5	80	1	1	5.0
BZX84C8V2	Z7	8.2	7.7	8.7	15	5	80	1	0.7	5.0
BZX84C9V1	Z8	9.1	8.5	9.6	15	5	100	1	0.5	6.0
BZX84C10	Z9	10	9.4	10.6	20	5	150	1	0.2	7.0
BZX84C11	Y1	11	10.4	11.6	20	5	150	1	0.1	8.0
BZX84C12	Y2	12	11.4	12.7	25	5	150	1	0.1	8.0
BZX84C13	Y3	13	12.4	14.1	30	5	170	1	0.1	8.0
BZX84C15	Y4	15	13.8	15.6	30	5	200	1	0.1	10.5
BZX84C16	Y5	16	15.3	17.1	40	5	200	1	0.1	11.2
BZX84C18	Y6	18	16.8	19.1	45	5	225	1	0.1	12.6
BZX84C20	Y7	20	18.8	21.2	55	5	225	1	0.1	14.0
BZX84C22	Y8	22	20.8	23.3	55	5	250	1	0.1	15.4
BZX84C24	Y9	24	22.8	25.6	70	5	250	1	0.1	16.8
BZX84C27	Y10	27	25.1	28.9	80	2	300	1	0.1	18.9
BZX84C30	Y11	30	28	32	80	2	300	1	0.1	21.0
BZX84C33	Y12	33	31	35	80	2	325	1	0.1	23.1
BZX84C36	Y13	36	34	38	90	2	350	1	0.1	25.2
BZX84C39	Y14	39	37	41	130	2	350	1	0.1	27.3
BZX84C43	Y15	43	40.85	45.15	150	5	375	1	0.1	30.1
BZX84C47	Y16	47	44.65	49.35	170	5	375	1	0.1	32.9
BZX84C51	Y17	51	48.45	53.55	100	5	400	1	0.1	35.7
BZX84C62	Y19	62	58.0	66.0	215	2	450	0.5	0.05	43.4
BZX84C68	Y20	68	64.60	71.40	240	2	1600	0.25	0.1	52
BZX84C75	Y21	75	71.25	78.75	265	2	1700	0.25	0.1	56

Notes: 1. Valid provided that device terminals are kept at ambient temperature.  
2. Tested with pulses, 300µs pulse width, period = 5ms.  
3. f = 1KHz.

# RATING AND CHARACTERISTICS CURVES (BZX84C2V4 THRU BZX84C75)



# PACKAGING OF DIODE

## REEL PACK

PACKAGE	PACKING CODE	REEL ( EA )	COMPONENT SPACE(mm)	TAPE SPACE (mm)	REEL DIA (mm)	CARTON SIZE (mm)	EA PER CARTON	GROSS WEIGHT(Kg)
SOT-23/-3L	-T	3,000	---	---	178	438*438*220	180,000	---

## DISCLAIMER NOTICE

Rectron Inc reserves the right to make changes without notice to any product specification herein, to make corrections, modifications, enhancements or other changes. Rectron Inc or anyone on its behalf assumes no responsibility or liability for any errors or inaccuracies. Data sheet specifications and its information contained are intended to provide a product description only. "Typical" parameters which may be included on RECTRON data sheets and/ or specifications can and do vary in different applications and actual performance may vary over time. Rectron Inc does not assume any liability arising out of the application or use of any product or circuit.

Rectron products are not designed, intended or authorized for use in medical, life-saving implant or other applications intended for life-sustaining or other related applications where a failure or malfunction of component or circuitry may directly or indirectly cause injury or threaten a life without expressed written approval of Rectron Inc. Customers using or selling Rectron components for use in such applications do so at their own risk and shall agree to fully indemnify Rectron Inc and its subsidiaries harmless against all claims, damages and expenditures.

## X-ON Electronics

Largest Supplier of Electrical and Electronic Components

*Click to view similar products for [Zener Diodes](#) category:*

*Click to view products by [Rectron](#) manufacturer:*

Other Similar products are found below :

[RKZ13B2KG#P1](#) [RKZ5.6B2KJ#R1](#) [DL5234B](#) [EDZTE6113B](#) [1N4682](#) [1N4691](#) [1N4693](#) [1N4732A](#) [1N4736A](#) [1N4750A](#) [1N4759ARL](#)  
[1N5241B](#) [1N5365B](#) [1N5369B](#) [1N747A](#) [1N959B](#) [1N964B](#) [1N966B](#) [1N968B](#) [1N972B](#) [NTE5121A](#) [NTE5147A](#) [NTE5152A](#) [NTE5155A](#)  
[NTE5164A](#) [JANS1N4974US](#) [1N4692](#) [1N4700](#) [1N4702](#) [1N4704](#) [1N4711](#) [1N4714](#) [1N4737A](#) [1N4745ARL](#) [1N4752A](#) [1N4752ARL](#)  
[1N4760ARL](#) [1N5221B](#) [1N5231B-TR](#) [1N5236B](#) [1N5241BTR](#) [1N5242BTR](#) [1N5350B](#) [1N5352B](#) [1N961BRR1](#) [1N964BRL](#) [RKZ5.1BKU#P6](#)  
[3SMAJ5946B-TP](#) [3SMAJ5950B-TP](#) [3SMBJ5925B-TP](#)