

RPI-1ZI-U24A

installation relays



RPI-1ZI-U24A



- **Installation relays - electromagnetic**
- **Resistance to inrush current 120 A (20 ms)**
- Cadmium - free contacts 1 NO
- AC/DC and AC input voltages
- Cover - modular, width 17,5 mm
- Direct mounting on 35 mm rail mount acc. to EN 60715
- Recognitions, certifications, directives: RoHS,

- **Switching lighting circuits**, in cooperation with control timers, switches, control switches
- Wide range of application in module apparatus distribution stations, in particular for **switching circuits of high inrush current**

Output circuit - contact data

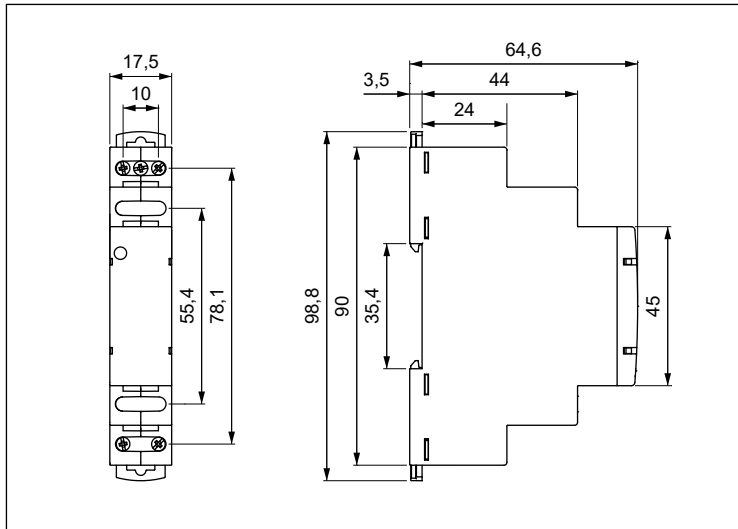
Number and type of contacts		1 NO	
Contact material		AgSnO₂	
Max. switching voltage		300 V AC / 300 V DC	
Min. switching voltage		10 V	
Rated load	AC1 DC1	16 A / 250 V AC 16 A / 24 V DC	
Min. switching current		10 mA	
Max. inrush current		120 A 20 ms	
Rated current		16 A	
Max. breaking capacity	• AC1 • AC15 • AC3 • DC1	4 000 VA (16 A / 250 V AC) 720 VA (3 A / 240 V AC) 650 W 0,35 A / 230 V DC; 16 A / 24 V DC	
		800 W	
		2 500 W	
		500 W	
Min. breaking capacity		1 W	
Contact resistance		≤ 100 mΩ	
Max. operating frequency			
• at rated load	AC1	600 cycles/hour	
• no load		72 000 cycles/hour	
Input circuit			
Rated voltage	50 Hz AC AC: 50 Hz AC/DC	230 V 24 V	terminals A1, A3 terminals (+)A1, (-)A2
Must release voltage		AC: ≥ 0,15 U _n	DC: ≥ 0,05 U _n
Operating range of supply voltage		0,85...1,1 U _n	
Rated power consumption		≤ 1 W	24 V AC/DC, AC: 50 Hz
		≤ 1,5 W / 5,5 VA	230 V AC, 50 Hz
Range of supply frequency	AC	48...63 Hz	
Insulation according to EN 60664-1			
Insulation rated voltage		250 V AC	
Rated surge voltage		4 000 V 1,2 / 50 μs	
Overvoltage category		III	
Insulation pollution degree		2	
Flammability class		cover: V-0	front panel: V-2 UL 94
Dielectric strength	• input - output • contact clearance	4 000 V AC 1 000 V AC	type of insulation: basic type of clearance: micro-disconnection
General data			
Operating / release time (typical values)		15 ms / 20 ms	
Electrical life	• resistive AC1	0,5 x 10 ⁵	16 A, 250 V AC
Mechanical life (cycles)		10 ⁷	
Dimensions (L x W x H)		90 x 17,5 x 64,6 mm	
Weight		68 g	
Ambient temperature	• storage (non-condensation and/or icing)	-40...+70 °C	
	• operating	-20...+50 °C	
Cover protection category		IP 20	EN 60529
Relative humidity		up to 85%	
Shock resistance		15 g	
Vibration resistance	(NO)	9 g 10...150 Hz	

The data in bold type relate to the standard versions of the relays. Length with 35 mm rail catches: 98,8 mm.

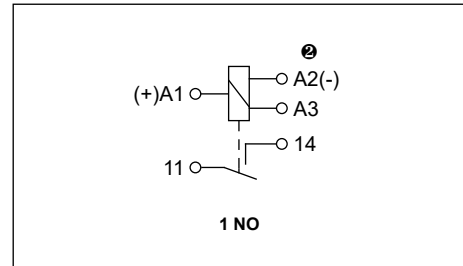
RPI-1ZI-U24A

installation relays

Dimensions




Connection diagram




⊗ Selection of relays supply voltage:
24 V AC/DC - wires connection to the terminals A1-A2;
230 V AC - to the terminals A1-A3.

Mounting


Relays **RPI-1ZI-U24A** are designed for direct mounting on 35 mm rail mount acc. to EN 60715. Operational position - any. **Connections:** max. cross section of the cables: 1 x 2,5 mm² (1 x 14 AWG), stripping length: 6,5 mm, max. tightening moment for the terminal: 0,5 Nm.



Green LED:
signalling the operation status of the relay (is illuminated permanently - correct supply).

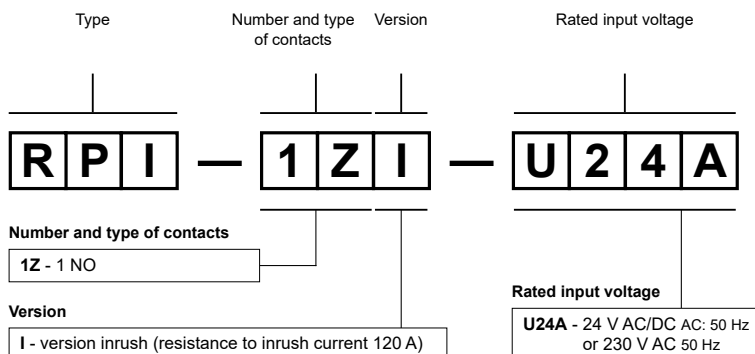


Two catches:
easy mounting on 35 mm rail, firm hold (top and bottom).



Mounting wires in clamps:
universal screw (cross-recessed or slotted head).

Ordering codes



Example of ordering codes:

RPI-1ZI-U24A

relay **RPI-1ZI-U24A**, cover - modular, width 17,5 mm, one normally open contact, version inrush, contact material AgSnO₂, rated input voltage 24 V AC/DC AC: 50 Hz or 230 V AC 50 Hz ⊗

PRECAUTIONS:

1. Ensure that the parameters of the product described in its specification provide a safety margin for the appropriate operation of the device or system and never use the product in circumstances which exceed the parameters of the product. 2. Never touch any live parts of the device. 3. Ensure that the product has been connected correctly. An incorrect connection may cause malfunction, excessive heating or risk of fire. 4. In case of any risk of any serious material loss or death or injuries of humans or animals, the devices or systems shall be designed so to equip them with double safety system to guarantee their reliable operation.

X-ON Electronics

Largest Supplier of Electrical and Electronic Components

Click to view similar products for [General Purpose Relays](#) category:

Click to view products by [Relpol](#) manufacturer:

Other Similar products are found below :

[APF30318](#) [JVN1AF-4.5V-F](#) [PCN-105D3MHZ](#) [5JO-10000S-SIL](#) [5JO-1000CD-SIL](#) [5JO-400CD-SIL](#) [LY2S-AC220/240](#) [LYQ20DC12](#)
[6031007G](#) [6131406HQ](#) [6-1393099-3](#) [6-1393099-8](#) [6-1393122-4](#) [6-1393123-2](#) [6-1393767-1](#) [6-1393843-7](#) [6-1415012-1](#) [6-1419102-2](#) [6-1423698-4](#) [6-1608051-6](#) [6-1608067-0](#) [6-1616170-6](#) [6-1616248-2](#) [6-1616282-3](#) [6-1616348-2](#) [6-1616350-1](#) [6-1616350-8](#) [6-1616358-7](#) [6-1616359-9](#) [6-1616360-9](#) [6-1616931-6](#) [6-1617039-1](#) [6-1617052-1](#) [6-1617090-2](#) [6-1617090-5](#) [6-1617347-5](#) [6-1617353-3](#) [6-1617801-8](#) [6-1617802-2](#) [6-1618107-9](#) [6-1618248-4](#) [M83536/1-027M](#) [M83725/1-005](#) [CX-4014](#) [MAHC-5494](#) [MAVCD-5419-6](#) [703XCX-120A](#) [7-1393100-5](#) [7-1393111-7](#) [7-1393144-5](#)