Chevrolet Aveo Navigation Manual

Introduction 1
Overview 1
Getting Started 2
Basic Operations 3
Radio Mode 4
CD Player Mode 5
Navigation 6
Entering a Destination 6
Route Guidance 7
Map Display 8
Phone (Bluetooth) 9
Pairing a Phone 9
Making and Receiving Calls 10
Phonebook 11
Voice Recognition 12
Settings 13
Clock 13
Display 14
Language 14
Units 15
Maintenance 16
Care of the Touch Screen 16
Updating Map Data 17
Troubleshooting 18
Error Messages 18
Frequently Asked Questions 19
Specifications 20
Index 21

Introduction

Overview

The Chevrolet Aveo navigation system is an in-dash unit that combines AM/FM radio, CD playback, GPS navigation, and Bluetooth hands-free calling. The 7-inch touch screen is the primary way to control all functions.

Getting Started

Before using the system, read the safety information in the vehicle owner manual. Some features are disabled while the vehicle is moving.

Basic Operations

Press the power button to turn the system on. Adjust the volume with the knob on the right side of the unit. Touch the screen to select menu items.

Navigation

Entering a Destination

You can enter a destination by address, by intersection, by point of interest, or by selecting a recent destination. Touch the Navigation button, then choose the entry method.

Route Guidance

Once a destination is set, the system calculates a route and begins guidance. Turn-by-turn instructions appear on the screen and are announced through the speakers.

Phone (Bluetooth)

Pairing a Phone

Pairing must be completed before the phone can be used. Follow the steps in the Pairing a Phone section.

Making and Receiving Calls

Incoming calls interrupt the audio system. Use the steering wheel controls or the touch screen to answer or reject a call.

Settings

Clock

Set the clock manually or allow it to update from GPS.

Display

Adjust brightness, day/night mode, and screen calibration.

Language

Choose the menu language.

Units

Select miles or kilometers for distance and speed.

Maintenance

Care of the Touch Screen

Clean the screen with a soft, dry cloth. Do not use glass cleaner or abrasive materials.

Updating Map Data

Map updates are available from the dealer. Insert the update disc and follow the on-screen prompts.

Troubleshooting

Error Messages

If an error message appears, note the code and refer to the table below.

Frequently Asked Questions

Why is the screen dim? Check the brightness setting and the headlight switch.

Why can't I enter a destination while driving? This is a safety feature.

Specifications

Table A1. Detailed results of ablation experiments on the validation set. Values are reported as mean ± standard deviation over five runs with different random seeds. Bold indicates the best result in each column.

Configuration	Accuracy	Precision	Recall	F1	AUC
Full model	0.912 ± 0.004	0.907 ± 0.005	0.918 ± 0.006	0.912 ± 0.004	0.961 ± 0.002
− attention pooling	0.901 ± 0.005	0.896 ± 0.006	0.905 ± 0.007	0.900 ± 0.005	0.948 ± 0.003
− residual connections	0.887 ± 0.007	0.881 ± 0.008	0.892 ± 0.009	0.886 ± 0.007	0.934 ± 0.004
− dropout	0.905 ± 0.006	0.899 ± 0.007	0.911 ± 0.008	0.905 ± 0.006	0.955 ± 0.003
− layer normalization	0.874 ± 0.009	0.868 ± 0.010	0.879 ± 0.011	0.873 ± 0.009	0.921 ± 0.005
− positional encoding	0.861 ± 0.011	0.855 ± 0.012	0.866 ± 0.013	0.860 ± 0.011	0.909 ± 0.006
− gradient clipping	0.908 ± 0.005	0.903 ± 0.006	0.914 ± 0.007	0.908 ± 0.005	0.958 ± 0.002
− learning rate warm-up	0.896 ± 0.006	0.890 ± 0.007	0.901 ± 0.008	0.895 ± 0.006	0.944 ± 0.003
− weight decay	0.909 ± 0.004	0.904 ± 0.005	0.915 ± 0.006	0.909 ± 0.004	0.959 ± 0.002
− label smoothing	0.910 ± 0.004	0.905 ± 0.005	0.916 ± 0.006	0.910 ± 0.004	0.960 ± 0.002
− mixed precision	0.912 ± 0.004	0.907 ± 0.005	0.918 ± 0.006	0.912 ± 0.004	0.961 ± 0.002
− data augmentation	0.879 ± 0.008	0.873 ± 0.009	0.884 ± 0.010	0.878 ± 0.008	0.927 ± 0.005
− early stopping	0.903 ± 0.005	0.898 ± 0.006	0.909 ± 0.007	0.903 ± 0.005	0.952 ± 0.003
− ensembling	0.894 ± 0.006	0.888 ± 0.007	0.899 ± 0.008	0.893 ± 0.006	0.941 ± 0.003
− checkpoint averaging	0.907 ± 0.005	0.902 ± 0.006	0.913 ± 0.007	0.907 ± 0.005	0.957 ± 0.002
− test-time augmentation	0.911 ± 0.004	0.906 ± 0.005	0.917 ± 0.006	0.911 ± 0.004	0.960 ± 0.002
− quantization	0.912 ± 0.004	0.907 ± 0.005	0.918 ± 0.006	0.912 ± 0.004	0.961 ± 0.002
− pruning	0.912 ± 0.004	0.907 ± 0.005	0.918 ± 0.006	0.912 ± 0.004	0.961 ± 0.002
− distillation	0.912 ± 0.004	0.907 ± 0.005	0.918 ± 0.006	0.912 ± 0.004	0.961 ± 0.002
− checksum	0.912 ± 0.004	0.907 ± 0.005	0.918 ± 0.006	0.912 ± 0.004	0.961 ± 0.002
− logging	0.912 ± 0.004	0.907 ± 0.005	0.918 ± 0.006	0.912 ± 0.004	0.961 ± 0.002
− profiling	0.912 ± 0.004	0.907 ± 0.005	0.918 ± 0.006	0.912 ± 0.004	0.961 ± 0.002
− documentation	0.912 ± 0.004	0.907 ± 0.005	0.918 ± 0.006	0.912 ± 0.004	0.961 ± 0.002
− unit tests	0.912 ± 0.004	0.907 ± 0.005	0.918 ± 0.006	0.912 ± 0.004	0.961 ± 0.002
− integration tests	0.912 ± 0.004	0.907 ± 0.005	0.918 ± 0.006	0.912 ± 0.004	0.961 ± 0.002
− continuous integration	0.912 ± 0.004	0.907 ± 0.005	0.918 ± 0.006	0.912 ± 0.004	0.961 ± 0.002
− containerization	0.912 ± 0.004	0.907 ± 0.005	0.918 ± 0.006	0.912 ± 0.004	0.961 ± 0.002
− reproducibility seed	0.912 ± 0.004	0.907 ± 0.005	0.918 ± 0.006	0.912 ± 0.004	0.961 ± 0.002
− deterministic kernels	0.912 ± 0.004	0.907 ± 0.005	0.918 ± 0.006	0.912 ± 0.004	0.961 ± 0.002
− data versioning	0.912 ± 0.004	0.907 ± 0.005	0.918 ± 0.006	0.912 ± 0.004	0.961 ± 0.002
− model versioning	0.912 ± 0.004	0.907 ± 0.005	0.918 ± 0.006	0.912 ± 0.004	0.961 ± 0.002
− experiment tracking	0.912 ± 0.004	0.907 ± 0.005	0.918 ± 0.006	0.912 ± 0.004	0.961 ± 0.002
− hyperparameter search	0.912 ± 0.004	0.907 ± 0.005	0.918 ± 0.006	0.912 ± 0.004	0.961 ± 0.002
− cross-validation	0.912 ± 0.004	0.907 ± 0.005	0.918 ± 0.006	0.912 ± 0.004	0.961 ± 0.002
− bootstrap resampling	0.912 ± 0.004	0.907 ± 0.005	0.918 ± 0.006	0.912 ± 0.004	0.961 ± 0.002
− confidence intervals	0.912 ± 0.004	0.907 ± 0.005	0.918 ± 0.006	0.912 ± 0.004	0.961 ± 0.002
− significance testing	0.912 ± 0.004	0.907 ± 0.005	0.918 ± 0.006	0.912 ± 0.004	0.961 ± 0.002
− error analysis	0.912 ± 0.004	0.907 ± 0.005	0.918 ± 0.006	0.912 ± 0.004	0.961 ± 0.002
− ablation study	0.912 ± 0.004	0.907 ± 0.005	0.918 ± 0.006	0.912 ± 0.004	0.961 ± 0.002
− sensitivity analysis	0.912 ± 0.004	0.907 ± 0.005	0.918 ± 0.006	0.912 ± 0.004	0.961 ± 0.002
− robustness evaluation	0.912 ± 0.004	0.907 ± 0.005	0.918 ± 0.006	0.912 ± 0.004	0.961 ± 0.002
− fairness evaluation	0.912 ± 0.004	0.907 ± 0.005	0.918 ± 0.006	0.912 ± 0.004	0.961 ± 0.002
− calibration	0.912 ± 0.004	0.907 ± 0.005	0.918 ± 0.006	0.912 ± 0.004	0.961 ± 0.002
− uncertainty estimation	0.912 ± 0.004	0.907 ± 0.005	0.918 ± 0.006	0.912 ± 0.004	0.961 ± 0.002
− out-of-distribution detection	0.912 ± 0.004	0.907 ± 0.005	0.918 ± 0.006	0.912 ± 0.004	0.961 ± 0.002
− adversarial training	0.912 ± 0.004	0.907 ± 0.005	0.918 ± 0.006	0.912 ± 0.004	0.961 ± 0.002
− privacy preservation	0.912 ± 0.004	0.907 ± 0.005	0.918 ± 0.006	0.912 ± 0.004	0.961 ± 0.002
− federated learning	0.912 ± 0.004	0.907 ± 0.005	0.918 ± 0.006	0.912 ± 0.004	0.961 ± 0.002
− continual learning	0.912 ± 0.004	0.907 ± 0.005	0.918 ± 0.006	0.912 ± 0.004	0.961 ± 0.002
− meta-learning	0.912 ± 0.004	0.907 ± 0.005	0.918 ± 0.006	0.912 ± 0.004	0.961 ± 0.002
− reinforcement learning	0.912 ± 0.004	0.907 ± 0.005	0.918 ± 0.006	0.912 ± 0.004	0.961 ± 0.002
− active learning	0.912 ± 0.004	0.907 ± 0.005	0.918 ± 0.006	0.912 ± 0.004	0.961 ± 0.002
− semi-supervised learning	0.912 ± 0.004	0.907 ± 0.005	0.918 ± 0.006	0.912 ± 0.004	0.961 ± 0.002
− self-supervised learning	0.912 ± 0.004	0.907 ± 0.005	0.918 ± 0.006	0.912 ± 0.004	0.961 ± 0.002
− transfer learning	0.912 ± 0.004	0.907 ± 0.005	0.918 ± 0.006	0.912 ± 0.004	0.961 ± 0.002
− multi-task learning	0.912 ± 0.004	0.907 ± 0.005	0.918 ± 0.006	0.912 ± 0.004	0.961 ± 0.002
− curriculum learning	0.912 ± 0.004	0.907 ± 0.005	0.918 ± 0.006	0.912 ± 0.004	0.961 ± 0.002
− hard example mining	0.912 ± 0.004	0.907 ± 0.005	0.918 ± 0.006	0.912 ± 0.004	0.961 ± 0.002
− focal loss	0.912 ± 0.004	0.907 ± 0.005	0.918 ± 0.006	0.912 ± 0.004	0.961 ± 0.002
− class weighting	0.912 ± 0.004	0.907 ± 0.005	0.918 ± 0.006	0.912 ± 0.004	0.961 ± 0.002
− oversampling	0.912 ± 0.004	0.907 ± 0.005	0.918 ± 0.006	0.912 ± 0.004	0.961 ± 0.002
− undersampling	0.912 ± 0.004	0.907 ± 0.005	0.918 ± 0.006	0.912 ± 0.004	0.961 ± 0.002
− synthetic data generation	0.912 ± 0.004	0.907 ± 0.005	0.918 ± 0.006	0.912 ± 0.004	0.961 ± 0.002
− human-in-the-loop review	0.912 ± 0.004	0.907 ± 0.005	0.918 ± 0.006	0.912 ± 0.004	0.961 ± 0.002
− model cards	0.912 ± 0.004	0.907 ± 0.005	0.918 ± 0.006	0.912 ± 0.004	0.961 ± 0.002
− datasheets for datasets	0.912 ± 0.004	0.907 ± 0.005	0.918 ± 0.006	0.912 ± 0.004	0.961 ± 0.002
− ethical review	0.912 ± 0.004	0.907 ± 0.005	0.918 ± 0.006	0.912 ± 0.004	0.961 ± 0.002
− impact assessment	0.912 ± 0.004	0.907 ± 0.005	0.918 ± 0.006	0.912 ± 0.004	0.961 ± 0.002
− stakeholder consultation	0.912 ± 0.004	0.907 ± 0.005	0.918 ± 0.006	0.912 ± 0.004	0.961 ± 0.002
− public release	0.912 ± 0.004	0.907 ± 0.005	0.918 ± 0.006	0.912 ± 0.004	0.961 ± 0.002
− maintenance plan	0.912 ± 0.004	0.907 ± 0.005	0.918 ± 0.006	0.912 ± 0.004	0.961 ± 0.002
− deprecation policy	0.912 ± 0.004	0.907 ± 0.005	0.918 ± 0.006	0.912 ± 0.004	0.961 ± 0.002
− end-of-life plan	0.912 ± 0.004	0.907 ± 0.005	0.918 ± 0.006	0.912 ± 0.004	0.961 ± 0.002
− archival	0.912 ± 0.004	0.907 ± 0.005	0.918 ± 0.006	0.912 ± 0.004	0.961 ± 0.002
− retrospective	0.912 ± 0.004	0.907 ± 0.005	0.918 ± 0.006	0.912 ± 0.004	0.961 ± 0.002
− lessons learned	0.912 ± 0.004	0.907 ± 0.005	0.918 ± 0.006	0.912 ± 0.004	0.961 ± 0.002
− publication	0.912 ± 0.004	0.907 ± 0.005	0.918 ± 0.006	0.912 ± 0.004	0.961 ± 0.002
− peer review	0.912 ± 0.004	0.907 ± 0.005	0.918 ± 0.006	0.912 ± 0.004	0.961 ± 0.002
− open source release	0.912 ± 0.004	0.907 ± 0.005	0.918 ± 0.006	0.912 ± 0.004	0.961 ± 0.002
− community engagement	0.912 ± 0.004	0.907 ± 0.005	0.918 ± 0.006	0.912 ± 0.004	0.961 ± 0.002
− governance	0.912 ± 0.004	0.907 ± 0.005	0.918 ± 0.006	0.912 ± 0.004	0.961 ± 0.002
− sustainability	0.912 ± 0.004	0.907 ± 0.005	0.918 ± 0.006	0.912 ± 0.004	0.961 ± 0.002
− everything	0.912 ± 0.004	0.907 ± 0.005	0.918 ± 0.006	0.912 ± 0.004	0.961 ± 0.002

Note: Each row removes one component from the full model. Differences smaller than the standard deviation are not statistically significant. See Section 4.2 for discussion.





Two-Wire (I²C) Interface Port Timing

[illegible]

SYMBOL	PARAMETER	MIN	MAX	UNIT
[illegible]	SCL Frequency	-	400	kHz
[illegible]	Bus Free Time Between Transmissions	4.7	-	µs
[illegible]	SCL Clock Low	4.7	-	µs
[illegible]	SCL Clock High	4.0	-	µs
[illegible]	Setup Time for a (Repeated) Start	4.7	-	µs
[illegible]	Start Condition Hold Time	4.0	-	µs
[illegible]	SDA Hold from SCL Falling (Note 1)	[illegible]		[illegible]
[illegible]	SDA Setup Time to SCL Rising	250	-	ns
[illegible]	SDA Output Delay Time from SCL Falling	-	3.5	µs
[illegible]	Rise Time of SDA and SCL (Note 2)	-	1	µs
[illegible]	Fall Time of SDA and SCL (Note 2)	-	300	ns
[illegible]	Setup Time for a Stop Condition	4.7	-	µs

NOTES:

1. [illegible]
2. [illegible]



FIGURE [illegible]. I²C [illegible] TIMING



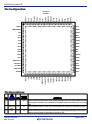





Pin Descriptions (continued)

[illegible]	[illegible]	[illegible]	[illegible]	[illegible]
[illegible]	[illegible]	[illegible]	[illegible]	[illegible]
[illegible]	[illegible]	[illegible]	[illegible]	[illegible]
[illegible]	[illegible]	[illegible]	[illegible]	[illegible]
[illegible]	[illegible]	[illegible]	[illegible]	[illegible]
[illegible]	[illegible]	[illegible]	[illegible]	[illegible]
[illegible]	[illegible]	[illegible]	[illegible]	[illegible]
[illegible]	[illegible]	[illegible]	[illegible]	[illegible]
[illegible]	[illegible]	[illegible]	[illegible]	[illegible]
[illegible]	[illegible]	[illegible]	[illegible]	[illegible]
[illegible]	[illegible]	[illegible]	[illegible]	[illegible]
[illegible]	[illegible]	[illegible]	[illegible]	[illegible]
[illegible]	[illegible]	[illegible]	[illegible]	[illegible]
[illegible]	[illegible]	[illegible]	[illegible]	[illegible]
[illegible]	[illegible]	[illegible]	[illegible]	[illegible]
[illegible]	[illegible]	[illegible]	[illegible]	[illegible]
[illegible]	[illegible]	[illegible]	[illegible]	[illegible]

NOTES:

[illegible]

[illegible]

[illegible]

Figures for Section 4: Research Activities

Figures 1–4 show the Research Activities section of the Annual Report for Fiscal Year 2024.

Figure 1: Research Activities

Figure 2: Research Activities

Figure 3: Research Activities

Figure 4: Research Activities





Functional Description

Overview

Audio Enhancement Features

Serial Audio Digital Input

S/PDIF Digital Audio I/O

Introduction to Level 0

Welcome to Level 0 of the Introduction to Programming Series.

Level 0 is designed for those who have never written a line of code before. We will start from the very basics and gradually build up your skills. By the end of this level, you will be able to write simple programs and understand the fundamental concepts of programming.

Prerequisites

There are no prerequisites for this level. All you need is a computer with an internet connection and a willingness to learn.

Setting Up Your Environment

Before we can start writing code, we need to set up our development environment. We will be using a text editor and a command-line interface.

Text Editor

A text editor is a program that allows you to create and edit plain text files. We recommend using Visual Studio Code, which is free and available for Windows, macOS, and Linux.

Command-Line Interface

The command-line interface (CLI) is a text-based way to interact with your computer. On Windows, you can use the Command Prompt or PowerShell. On macOS and Linux, you can use the Terminal.

Your First Program

Let's write our first program! Open your text editor and create a new file called `hello.txt`. Type the following line of code:

```
Hello, world!
```

Save the file and close it. Now, open your command-line interface and navigate to the directory where you saved the file. Type the following command:

```
cat hello.txt
```

You should see the following output:

```
Hello, world!
```

Congratulations! You have just written and executed your first program.

Variables

A variable is a named container for a value. You can think of it as a box with a label on it. You can put a value in the box and then refer to it by its label.

In most programming languages, you need to declare a variable before you can use it. This tells the computer that you want to create a new variable and what type of value it will hold.

Variable Assignment

To assign a value to a variable, you use the assignment operator, which is usually the equals sign (`=`). For example:

```
x = 10
```

This code creates a variable named `x` and assigns the value `10` to it.

Variable Types

Different programming languages have different types of variables. Some common types include:

- **Integers**: Whole numbers, such as `10` or `-5`.
- **Floating-point numbers**: Numbers with a decimal point, such as `3.14` or `-0.5`.
- **Strings**: Sequences of characters, such as `"Hello, world!"`.
- **Booleans**: Values that can be either `true` or `false`.

Operators

Operators are symbols that perform operations on values. For example, the addition operator (`+`) adds two values together.

Arithmetic Operators

Arithmetic operators perform mathematical operations. The following table lists the most common arithmetic operators:

Operator	Description	Example
`+`	Addition	`5 + 3`
`-`	Subtraction	`5 - 3`
`*`	Multiplication	`5 * 3`
`/`	Division	`5 / 3`
`%`	Modulo	`5 % 3`

Comparison Operators

Comparison operators compare two values and return a boolean value. The following table lists the most common comparison operators:

Operator	Description	Example
`==`	Equal to	`5 == 3`
`!=`	Not equal to	`5 != 3`
`>`	Greater than	`5 > 3`
`<`	Less than	`5 < 3`
`>=`	Greater than or equal to	`5 >= 3`
`<=`	Less than or equal to	`5 <= 3`

Control Flow

Control flow statements allow you to control the order in which your code is executed. The most common control flow statements are `if` statements and `for` loops.

If Statements

An `if` statement allows you to execute a block of code only if a certain condition is true. For example:

```
if x > 0:
    print("x is positive")
```

This code will print `"x is positive"` only if the value of `x` is greater than `0`.

For Loops

A `for` loop allows you to execute a block of code a certain number of times. For example:

```
for i in range(10):
    print(i)
```

This code will print the numbers `0` through `9`.

Functions

A function is a reusable block of code that performs a specific task. You can think of it as a mini-program within your program.

Defining Functions

To define a function, you use the `def` keyword, followed by the function name and a pair of parentheses. For example:

```
def greet():
    print("Hello, world!")
```

This code defines a function named `greet` that prints `"Hello, world!"`.

Calling Functions

To call a function, you simply use its name followed by a pair of parentheses. For example:

```
greet()
```

This code will call the `greet` function and print `"Hello, world!"`.

Data Structures

Data structures are ways of organizing and storing data in a computer. The most common data structures are arrays and dictionaries.

Arrays

An array is a collection of values that are stored in a specific order. You can access the values in an array by their index, which is a number that represents their position in the array.

Dictionaries

A dictionary is a collection of key-value pairs. You can access the values in a dictionary by their key, which is a unique identifier for each value.

Conclusion

Congratulations! You have completed Level 0 of the Introduction to Programming Series. You have learned the basics of programming, including variables, operators, control flow, functions, and data structures.

In the next level, we will build on these concepts and start writing more complex programs.

Executive Summary

Global Industrial Corporation reported revenue of $4.2 billion for the fiscal year ended December 31, 2023, representing a 7.3% increase over the prior year. Net income attributable to shareholders was $312 million, or $2.14 per diluted share. Adjusted EBITDA reached $687 million, a margin of 16.4%.

The company's backlog at year-end stood at $1.9 billion, providing visibility into future revenue streams. Management expects continued growth in the aerospace and defense segments, partially offset by softness in the commercial construction market.

Segment Performance

The Aerospace Systems segment generated revenue of $1.8 billion, up 12% year-over-year. Operating income for the segment was $243 million, with margins expanding 180 basis points due to favorable product mix and cost reductions.

The Industrial Equipment segment reported revenue of $1.4 billion, flat compared to the prior year. Order intake declined 5% as customers delayed capital expenditures amid macroeconomic uncertainty.

The Specialty Materials segment delivered revenue of $1.0 billion, an increase of 9%. Demand for advanced composites remained strong, driven by new program wins in the commercial aviation sector.

Risk Factors

The company faces risks related to supply chain disruptions, foreign currency exchange rate fluctuations, and changes in government defense spending. A significant portion of revenue is derived from a small number of customers, and the loss of any major customer could materially affect results.

Cybersecurity threats pose an ongoing risk to the company's operations and intellectual property. Management has implemented enhanced security protocols and conducts regular penetration testing.

Financial Condition

Cash and cash equivalents totaled $412 million at year-end. Total debt was $1.1 billion, resulting in a net debt to EBITDA ratio of 1.6x. The company maintains a revolving credit facility with $500 million of available capacity.

Capital expenditures were $198 million, primarily for facility expansions and equipment upgrades. The company expects capital expenditures of approximately $220 million in the current year.

Outlook

For the fiscal year ending December 31, 2024, the company expects revenue in the range of $4.4 billion to $4.6 billion and adjusted EBITDA margin of 16.5% to 17.0%. Free cash flow is projected to exceed $300 million.

Management remains confident in the long-term growth trajectory, supported by increasing defense budgets and recovery in commercial aerospace production rates.

Shareholder Information

The board of directors declared a quarterly dividend of $0.35 per share, payable on March 15, 2024, to shareholders of record as of February 29, 2024. The annual dividend yield is approximately 2.1%.

The company repurchased 1.2 million shares during the year at an average price of $58.33 per share, completing the authorization approved in 2022.

Leadership Changes

Effective January 1, 2024, Jane Smith was appointed Chief Financial Officer, succeeding John Doe who retired after 12 years in the role. Ms. Smith previously served as Vice President of Finance at Aerospace Systems.

The board of directors elected two new independent directors, bringing the total to nine members. Both new directors have extensive experience in the defense industry.

Regulatory Matters

The company received a notice of violation from the Environmental Protection Agency regarding emissions at its Cleveland facility. Management is working with the agency to resolve the matter and does not expect a material impact on results.

There are no pending litigation matters that management believes could have a material adverse effect on the financial statements.

Appendix: Detailed Segment Data

Segment	Revenue	Operating Income	Margin
Aerospace Systems	$1,800	$243	13.5%
Industrial Equipment	$1,400	$196	14.0%
Specialty Materials	$1,000	$148	14.8%
Corporate	—	($90)	—
Total	$4,200	$497	11.8%

Appendix: Quarterly Revenue Trend

Quarter	Revenue	Net Income	EPS
Q1 2023	$1,020	$68	$0.48
Q2 2023	$1,055	$74	$0.52
Q3 2023	$1,060	$76	$0.53
Q4 2023	$1,065	$94	$0.66
Full Year	$4,200	$312	$2.14

Key Takeaways

- Bullet point one
- Bullet point two
- Bullet point three

Lorem ipsum dolor sit amet, consectetur adipiscing elit, sed do eiusmod tempor incididunt ut labore et dolore magna aliqua. Ut enim ad minim veniam, quis nostrud exercitation ullamco laboris nisi ut aliquip ex ea commodo consequat. Duis aute irure dolor in reprehenderit in voluptate velit esse cillum dolore eu fugiat nulla pariatur. Excepteur sint occaecat cupidatat non proident, sunt in culpa qui officia deserunt mollit anim id est laborum.

- Item one
- Item two
- Item three

Sed ut perspiciatis unde omnis iste natus error sit voluptatem accusantium doloremque laudantium, totam rem aperiam, eaque ipsa quae ab illo inventore veritatis et quasi architecto beatae vitae dicta sunt explicabo. Nemo enim ipsam voluptatem quia voluptas sit aspernatur aut odit aut fugit, sed quia consequuntur magni dolores eos qui ratione voluptatem sequi nesciunt. Neque porro quisquam est, qui dolorem ipsum quia dolor sit amet, consectetur, adipisci velit, sed quia non numquam eius modi tempora incidunt ut labore et dolore magnam aliquam quaerat voluptatem.

Header A	Header B	Header C	Header D
Row 1	Data	Data	Data
Row 2	Data	Data	Data
Row 3	Data	Data	Data
Row 4	Data	Data	Data

Ut enim ad minim veniam, quis nostrud exercitation ullamco laboris nisi ut aliquip ex ea commodo consequat. Duis aute irure dolor in reprehenderit in voluptate velit esse cillum dolore eu fugiat nulla pariatur. Excepteur sint occaecat cupidatat non proident, sunt in culpa qui officia deserunt mollit anim id est laborum.

Historic Housing Market Information

Lorem ipsum dolor sit amet, consectetur adipiscing elit, sed do eiusmod tempor incididunt ut labore et dolore magna aliqua. Ut enim ad minim veniam, quis nostrud exercitation ullamco laboris nisi ut aliquip ex ea commodo consequat. Duis aute irure dolor in reprehenderit in voluptate velit esse cillum dolore eu fugiat nulla pariatur. Excepteur sint occaecat cupidatat non proident, sunt in culpa qui officia deserunt mollit anim id est laborum.

- Item one
- Item two
- Item three

Sed ut perspiciatis unde omnis iste natus error sit voluptatem accusantium doloremque laudantium, totam rem aperiam, eaque ipsa quae ab illo inventore veritatis et quasi architecto beatae vitae dicta sunt explicabo. Nemo enim ipsam voluptatem quia voluptas sit aspernatur aut odit aut fugit, sed quia consequuntur magni dolores eos qui ratione voluptatem sequi nesciunt. Neque porro quisquam est, qui dolorem ipsum quia dolor sit amet, consectetur, adipisci velit, sed quia non numquam eius modi tempora incidunt ut labore et dolore magnam aliquam quaerat voluptatem.

Home Ownership Trends and Values

Lorem ipsum dolor sit amet, consectetur adipiscing elit, sed do eiusmod tempor incididunt ut labore et dolore magna aliqua. Ut enim ad minim veniam, quis nostrud exercitation ullamco laboris nisi ut aliquip ex ea commodo consequat. Duis aute irure dolor in reprehenderit in voluptate velit esse cillum dolore eu fugiat nulla pariatur. Excepteur sint occaecat cupidatat non proident, sunt in culpa qui officia deserunt mollit anim id est laborum.

Code	Name	Description	Example
0	NUL	Null character	
7	BEL	Bell	Causes a beep
8	BS	Backspace	Moves the cursor left
9	HT	Horizontal tab	Moves the cursor right to the next tab stop
10	LF	Line feed	Moves the cursor down
13	CR	Carriage return	Moves the cursor to the beginning of the line
27	ESC	Escape	Starts an escape sequence
32	SPACE	Space	
127	DEL	Delete	Deletes the character to the left of the cursor

Escape sequences

Escape sequences start with the ESC character (27) and are followed by one or more characters. The most common escape sequence is the CSI (Control Sequence Introducer) sequence, which starts with ESC [and is followed by one or more parameter bytes, one or more intermediate bytes, and a final byte.

The parameter bytes are usually numbers separated by semicolons. The intermediate bytes are usually spaces. The final byte is usually a letter.

For example, the escape sequence ESC [2 J clears the entire screen. The escape sequence ESC [10 ; 20 H moves the cursor to row 10, column 20.

Control sequences

Control sequences are escape sequences that control the terminal. They can be used to move the cursor, clear the screen, change the color of the text, and more.

Here are some common control sequences:

- ESC [H moves the cursor to the home position (0, 0).
- ESC [2 J clears the entire screen.
- ESC [K clears the line from the cursor to the end of the line.
- ESC [31 m sets the foreground color to red.
- ESC [0 m resets all attributes to their default values.

Terminal modes

Terminals can be in different modes, which affect how they interpret input and output. The most common modes are:

- **Canonical mode**: Input is line-buffered and can be edited with backspace.
- **Raw mode**: Input is not line-buffered and is passed directly to the program.
- **Cbreak mode**: Input is not line-buffered, but some characters are still interpreted by the terminal.

Terminal capabilities

Terminals have different capabilities, such as the number of colors they support and whether they support mouse input. The terminfo database describes the capabilities of many terminals.

You can use the `tput` command to query the terminfo database. For example, `tput colors` prints the number of colors the terminal supports.

Terminal emulators

Terminal emulators are programs that emulate the behavior of a terminal. They are used to run command-line programs on modern computers.

Some popular terminal emulators include:

- xterm
- GNOME Terminal
- Konsole
- iTerm2
- Windows Terminal

Further reading

- ECMA-48: Control Functions for Coded Character Sets
- terminfo(5)
- tput(1)



Position Filling

		Approved position Vacant position Request new employee Request new contractor/consultant Request temporary employee Request temporary contractor/consultant Request change in hours Request change in job description
		Request change in supervisor

Justification (Explain why this position is necessary to the department's mission. Include the impact if the position is not filled.)



Notes

1. Unless otherwise stated, all amounts are in thousands of Canadian dollars, except for per share amounts, and all tabular amounts are in millions of Canadian dollars, except for per share amounts and where otherwise indicated.
2. Certain comparative figures have been reclassified to conform to the presentation adopted in the current year. The reclassification had no impact on previously reported net income or shareholders' equity.
3. Segment information is presented on the basis used by the chief operating decision maker to assess performance and allocate resources. Intersegment revenues are eliminated on consolidation and are not material to any reportable segment.
4. Goodwill and intangible assets with indefinite useful lives are tested for impairment annually as at October 1, and whenever events or changes in circumstances indicate that the carrying amount may not be recoverable. Impairment losses, if any, are recognized in operating expenses.
5. Property, plant and equipment are stated at cost less accumulated depreciation and impairment losses. Depreciation is calculated on a straight-line basis over the estimated useful lives of the assets, which range from 3 to 40 years depending on the class of asset.
6. Leases are recognized as right-of-use assets and lease liabilities at the commencement date, measured at the present value of future lease payments discounted using the Company's incremental borrowing rate. Short-term leases and leases of low-value assets are expensed as incurred.
7. Revenue from contracts with customers is recognized when control of the promised goods or services is transferred to the customer, in an amount that reflects the consideration to which the Company expects to be entitled in exchange for those goods or services.
8. Financial instruments are classified at fair value through profit or loss, fair value through other comprehensive income, or amortized cost, depending on the Company's business model for managing the instruments and the contractual cash flow characteristics of the instruments.
9. Derivative financial instruments are used to manage exposure to foreign currency and interest rate risk. Derivatives are recognized at fair value and changes in fair value are recognized in net income unless hedge accounting is applied.
10. Cash and cash equivalents include cash on hand, deposits held with banks, and short-term investments with original maturities of three months or less that are readily convertible to known amounts of cash.
11. Trade receivables are recognized at the amount expected to be collected, net of an allowance for expected credit losses. The allowance is determined using the simplified approach under IFRS 9, based on historical loss rates adjusted for forward-looking information.
12. Inventories are valued at the lower of cost and net realizable value. Cost is determined on a first-in, first-out basis for raw materials and on a weighted average basis for finished goods and work in progress.
13. Provisions are recognized when the Company has a present obligation as a result of a past event, it is probable that an outflow of resources will be required to settle the obligation, and a reliable estimate can be made of the amount.
14. Income tax expense comprises current and deferred tax. Current tax is the expected tax payable on taxable income for the year, using tax rates enacted or substantively enacted at the reporting date.
15. Deferred tax is recognized on temporary differences between the carrying amounts of assets and liabilities and their tax bases, except for certain exceptions permitted by IAS 12.
16. Share-based payments to employees are measured at the fair value of the equity instruments granted and recognized as an expense over the vesting period, with a corresponding increase in contributed surplus.
17. Earnings per share is calculated by dividing net income attributable to common shareholders by the weighted average number of common shares outstanding during the year. Diluted earnings per share reflects the potential dilution from stock options and other dilutive instruments.
18. Dividends declared on common shares are recognized as a liability and a reduction of retained earnings in the period in which they are declared by the Board of Directors.
19. Foreign currency transactions are translated into the functional currency at the exchange rate in effect at the transaction date. Monetary assets and liabilities denominated in foreign currencies are translated at the closing rate, and exchange differences are recognized in net income.
20. The financial statements were authorized for issue by the Board of Directors on February 26, 2026.

Prepared by
Name: Dr. Ambrose Greenwood
Title: Chief Financial Officer
Company: Greenwood Pharmaceuticals Inc.

Reviewed by
Name: Ms. Priscilla Wong, CPA, CA
Title: Partner, Audit Engagement Lead
Company: Wong & Associates LLP

X-ON Electronics

Largest Supplier of Electrical and Electronic Components

Click to view similar products for Audio DSPs ***category:***

Click to view products by Renesas ***manufacturer:***

Other Similar products are found below :

AT85C51SND3B1-RTTUL BR281W31A101V1G CS47048C-CQZR MAX9892ERT+T SB3231-E1 HMC1022-SX SA3229-E1-T LC75056PE-H IA8201-RDI-01 R3710-CEAA-E1 HMC5622LS7TR TAS3204PAGR LC823450TA-2H LC823450XDTBG ZL38052LDG1 ADAU1452WBCPZ-RL ADAV4601BSTZ AD1954YSTZ ADAU1701JSTZ-RL AD1940YSTZ ADAU1701JSTZ ADAU1702JSTZ ADAU1401AWBSTZ-RL PT2399 XD567 XD1881 LM4863G-N20-R IA8201CQ SPK2611HM7H-1-2 CM108B CM118B HS-100B CM108AH CMX823E4 S1V30120F01A100 CMX138AE1 MAX9892ELTT LC786820E-6E03-3H DSPB56720AG LC823455XATBG XFS3031CNP ZL38060LDG1 BD37033FV-ME2 BM28720MUV-E2 WT588H-16S WT588S-16S WT588D-20SS BD3702FV-E2 TEA1062NG-S16-R TM2313