

Description

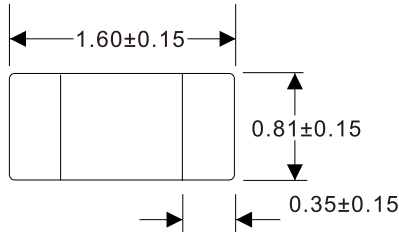
- 1.6x0.81x0.65mm physical size
- Solder-free design
- Designed to UL248-1
- RoHS compliant, Halogen free and Lead-free



-
-
-
-

Dimensions

(Unit: mm)



Agency information

File Number: E340427, Guide JDYX2/JDYX8

Specifications

| Part No. | Rated Voltage (Vdc) | Rated Current (A) | Breaking Capacity (A) | Typical Cold Resistance (mOhms) | Typical Voltage Drop (mV) | Typical Pre-Arcing I ² t (A ² Sec) | Alpha Mark |
|---------------|---------------------|-------------------|-----------------------|---------------------------------|---------------------------|--|------------|
| R06.000.0.25 | 63 | 0.25 | 50A | 3100 | 1435 | 0.0012 | D |
| R06.000.0.375 | | 0.375 | | 1600 | 1250 | 0.0028 | E |
| R06.000.0.5 | | 0.5 | | 1000 | 750 | 0.005 | F |
| R06.000.0.75 | | 0.75 | | 440 | 550 | 0.015 | G |
| R06.000.1 | | 1 | | 257 | 390 | 0.02 | B |
| R06.000.1.5 | | 1.5 | | 137 | 320 | 0.07 | H |
| R06.000.2 | | 2 | | 70.5 | 220 | 0.14 | K |
| R06.000.2.5 | | 2.5 | | 52 | 200 | 0.25 | L |
| R06.000.3 | | 3 | | 34 | 155 | 0.30 | O |
| R06.000.3.5 | | 32 | | 3.5 | 23 | 135 | 0.50 |
| R06.000.4 | 4 | | 20.5 | 130 | 0.80 | S | |
| R06.000.5 | 5 | | 13.25 | 115 | 1.6 | T | |
| R06.000.6 | 6 | | 8.9 | 100 | 2.6 | V | |
| R06.000.7 | 7 | | 6.95 | 95 | 3.3 | X | |
| R06.000.8 | 8 | | 5.43 | 90 | 4.5 | Z | |

* DC Interrupting Rating (Measured at rated voltage, time constant of less than 50 microseconds, battery source)
 * DC Cold Resistance are measured at <10% of rated current in ambient temperature of 25 degrees
 * Typical Pre-arcing I²t are measured at 10In Current
 * For fuse below 1A, the color of glass coating is Blue; for 1A and above, it's Green.

Electrical Characteristics

| Rated Current | 1.0In | 2.0In | 2.5In | 3.5In |
|---------------|--------------|------------|-------------|-------|
| 250mA~750mA | 4.0 hour min | 60 sec max | 5.0 sec max | . |
| 1~5A | 4.0 hour min | 60 sec max | 5.0 sec max | . |
| 6~7A | 4.0 hour min | | 5.0 sec max | . |
| 8A | 4.0 hour min | - | 5.0 sec max | . |

Installation Recommendations

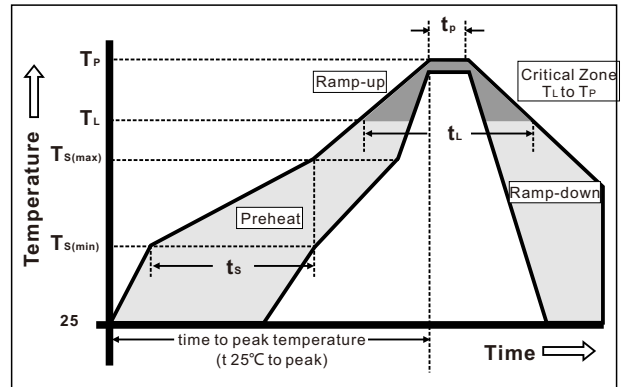
1 Wave Soldering Parameters

| Reflow Conditon | | Pb-free assembly |
|--|------------------------------------|------------------|
| Pre Heat | - Temperature Min ($T_{s(min)}$) | 150°C |
| | - Temperature Max ($T_{s(max)}$) | 200°C |
| | - Time (Min to Max) (t_s) | 60 - 120 seconds |
| Average Ramp-up Rate (Liquidus Temp (T_L) to peak) | | 3°C/second max, |
| TS(max) to TL - Ramp-up Rate | | 5°C/second max, |
| Reflow | - Temperature (TL) (Liquidus) | 217°C |
| | - Temperature (tL) | 60 - 150 seconds |
| Peak Temperature (T_P) | | 260±0/-5°C |
| Time within 5°C of actual peak Temperature (t_p) | | 30 seconds |
| Ramp-down Rate | | 6°C/second max |
| Time 25°C to peak Temperature (T_P) | | 8 minutes max. |
| Do not exceed | | 260°C |

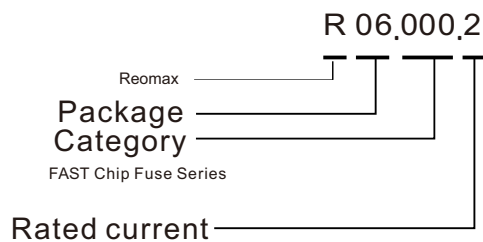
Solder Pot Temperature: 260°C max
Solder Dwell Time: 10 Seconds max

2 Hand-Solder Parameters

Solder Iron Temperature: 280±5°C
Heating Time: 5 Seconds min
Generally, hand-soldering is not recommended



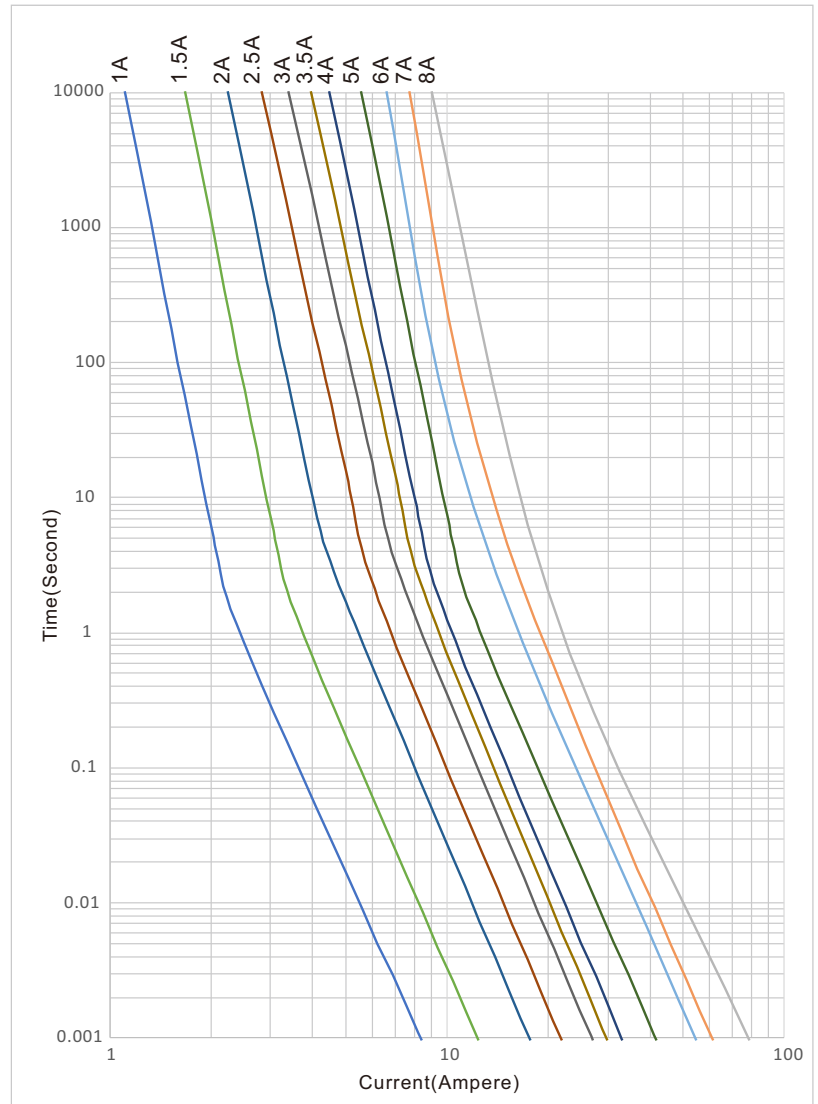
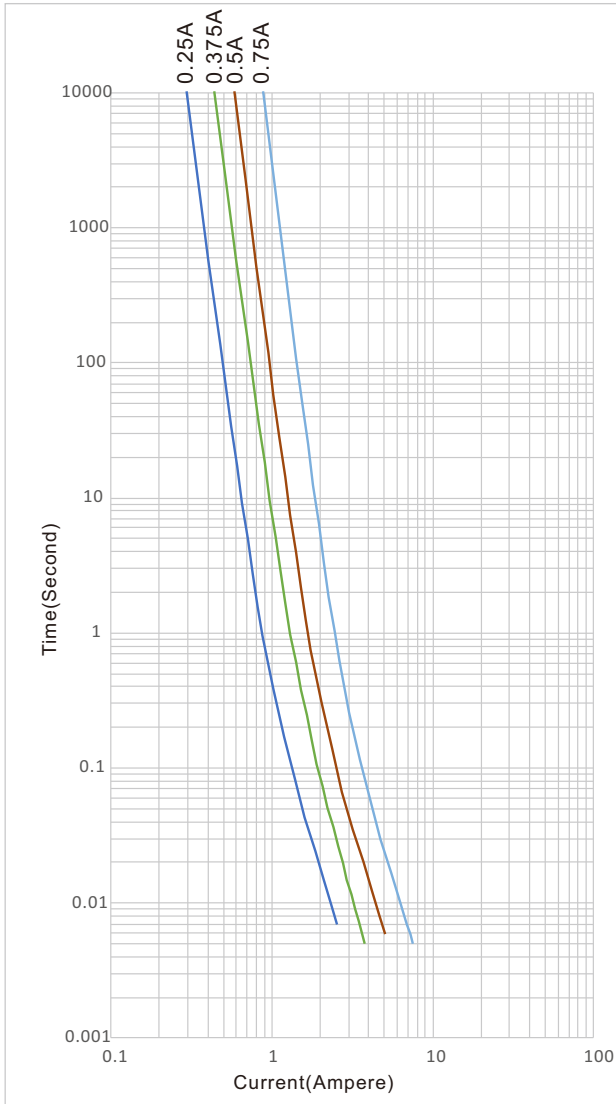
Part Numbering System



Product Characteristics

| | |
|-------------------------------------|---|
| Materials | Body: Ceramic Terminations: Silver over-plated with tin Element: Alloy(Ag,Cu,Zn) Cover Coat: Glass |
| Operatng Temperature | -55°C to 125°C Consult temperature rerating curve chart, |
| Thermal Shock | 300 cycles -55°C to 125°C |
| Humidity | MIL-STD-202F, Method 103B, Condition D |
| Vibraton | Per MIL-STD-202F, Method 201A |
| Insulaton Resistance (Afer Opening) | Greater than 10,000 ohms |
| Resistance to Soldering Heat | MIL-STD-202G, Method 210F, Condition D |

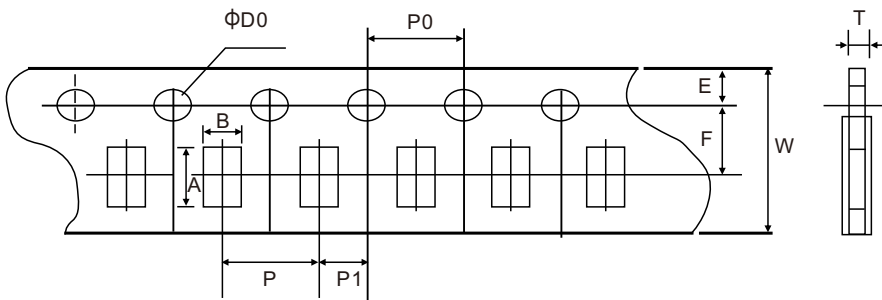
Time Current Curve



Packaging

5,000 pieces of fuses in plastic or paper taper

5000pcs)



| Type | A | B | W | F | E |
|------|-----------|-----------|-----------|-----------|-----------|
| Spec | 1.85±0.10 | 1.10±0.10 | 8.00±0.10 | 3.50±0.05 | 1.75±0.10 |
| Type | P | P0 | P1 | D0 | T |
| Spec | 4.00±0.10 | 4.00±0.10 | 2.00±0.05 | 1.50±0.10 | 0.65±0.10 |

(Unit: mm)

X-ON Electronics

Largest Supplier of Electrical and Electronic Components

Click to view similar products for [Surface Mount Fuses](#) category:

Click to view products by [Reomax](#) manufacturer:

Other Similar products are found below :

[FHC20402ADTP](#) [NFVC6125S0R50TRF](#) [SFT-125MA](#) [TF16SN2.00TTD](#) [FCC16501ABTP](#) [FCC16102ABTP](#) [FHC16322ADTP](#) [0308.250UR](#)
[0308.375UR](#) [0308.500UR](#) [0308.750UR](#) [0308001.UR](#) [030801.5UR](#) [F0603G0R03FNTR](#) [SKY87604-12](#) [SKY87604-11](#) [SKY87604-13](#)
[R451003.L](#) [R451.500L](#) [R451001.L](#) [3-103-119](#) [3-103-123](#) [SGB401](#) [SGB075](#) [0154002.DRL](#) [0154008.DRL](#) [0154.500DRL](#) [189140.1,25](#)
[189140.0,8](#) [189140.0,4](#) [189140.0,63](#) [189140.0,25](#) [0402FA-R200](#) [0402SFF150F/24-2](#) [0435.250KRHFS](#) [0468003.WR](#) [0494001.NRHF](#)
[0494002.NRHF](#) [0494003.NRHF](#) [049402.5NRHF](#) [049403.5NRHF](#) [0494.250NRHF](#) [0494.375NRHF](#) [0494.500NRHF](#) [CF06V3T1R60](#)
[CF06V3T2R50](#) [06H1300D](#) [JFC0603-1200FS](#) [CP06V3T2R0](#) [06F-0200L1](#)