


Description

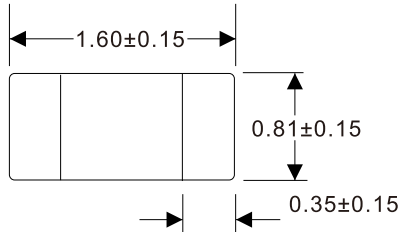
- 1.6x0.81x0.65mm physical size
- Solder-free design
- Designed to UL248-1
- RoHS compliant, Halogen free and Lead-free



-
-
-
-

Dimensions

(Unit: mm)



Agency information

File Number: E340427, Guide JDYX2/JDYX8

Specifications

Part No.	Rated Voltage (Vdc)	Rated Current (A)	Breaking Capacity (A)	Typical Cold Resistance (mOhms)	Typical Voltage Drop (mV)	Typical Pre-Arcing I ² t (A ² Sec)	Alpha Mark
R06.000.0.25	63	0.25	50A	3100	1435	0.0012	D
R06.000.0.375		0.375		1600	1250	0.0028	E
R06.000.0.5		0.5		1000	750	0.005	F
R06.000.0.75		0.75		440	550	0.015	G
R06.000.1		1		257	390	0.02	B
R06.000.1.5		1.5		137	320	0.07	H
R06.000.2		2		70.5	220	0.14	K
R06.000.2.5		2.5		52	200	0.25	L
R06.000.3		3		34	155	0.30	O
R06.000.3.5		32		3.5	23	135	0.50
R06.000.4	4		20.5	130	0.80	S	
R06.000.5	5		13.25	115	1.6	T	
R06.000.6	6		8.9	100	2.6	V	
R06.000.7	7		6.95	95	3.3	X	
R06.000.8	8		5.43	90	4.5	Z	

- * DC Interrupting Rating (Measured at rated voltage, time constant of less than 50 microseconds, battery source)
- * DC Cold Resistance are measured at <10% of rated current in ambient temperature of 25 degrees
- * Typical Pre-arcing I²t are measured at 10In Current
- * For fuse below 1A, the color of glass coating is Blue; for 1A and above, it's Green.

Electrical Characteristics

Rated Current	1.0In	2.0In	2.5In	3.5In
250mA~750mA	4.0 hour min	60 sec max	5.0 sec max	.
1~5A	4.0 hour min	60 sec max	5.0 sec max	.
6~7A	4.0 hour min		5.0 sec max	.
8A	4.0 hour min	-	5.0 sec max	.

Installation Recommendations

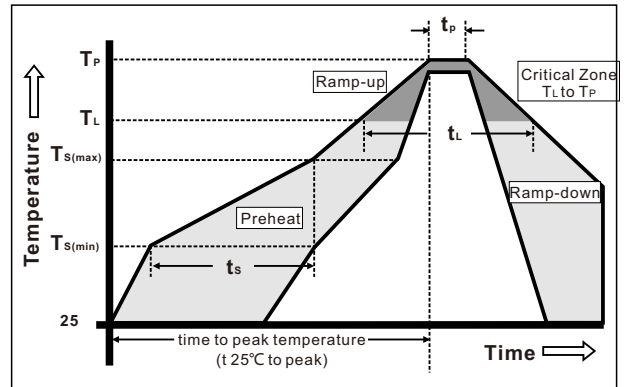
1 Wave Soldering Parameters

Reflow Conditon		Pb-free assembly
Pre Heat	- Temperature Min ($T_{s(min)}$)	150°C
	- Temperature Max ($T_{s(max)}$)	200°C
	- Time (Min to Max) (t_s)	60 - 120 seconds
Average Ramp-up Rate (Liquidus Temp (T_L) to peak)		3°C/second max,
TS(max) to TL - Ramp-up Rate		5°C/second max,
Reflow	- Temperature (TL) (Liquidus)	217°C
	- Temperature (tL)	60 - 150 seconds
Peak Temperature (T_P)		260±0/-5°C
Time within 5°C of actual peak Temperature (t_p)		30 seconds
Ramp-down Rate		6°C/second max
Time 25°C to peak Temperature (T_P)		8 minutes max.
Do not exceed		260°C

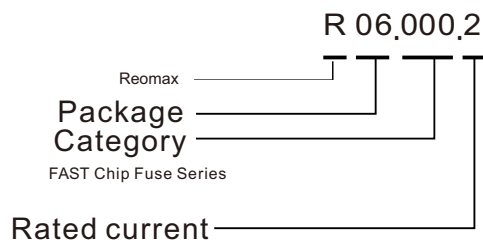
Solder Pot Temperature: 260°C max
Solder Dwell Time: 10 Seconds max

2 Hand-Solder Parameters

Solder Iron Temperature: 280±5°C
Heating Time: 5 Seconds min
Generally, hand-soldering is not recommended



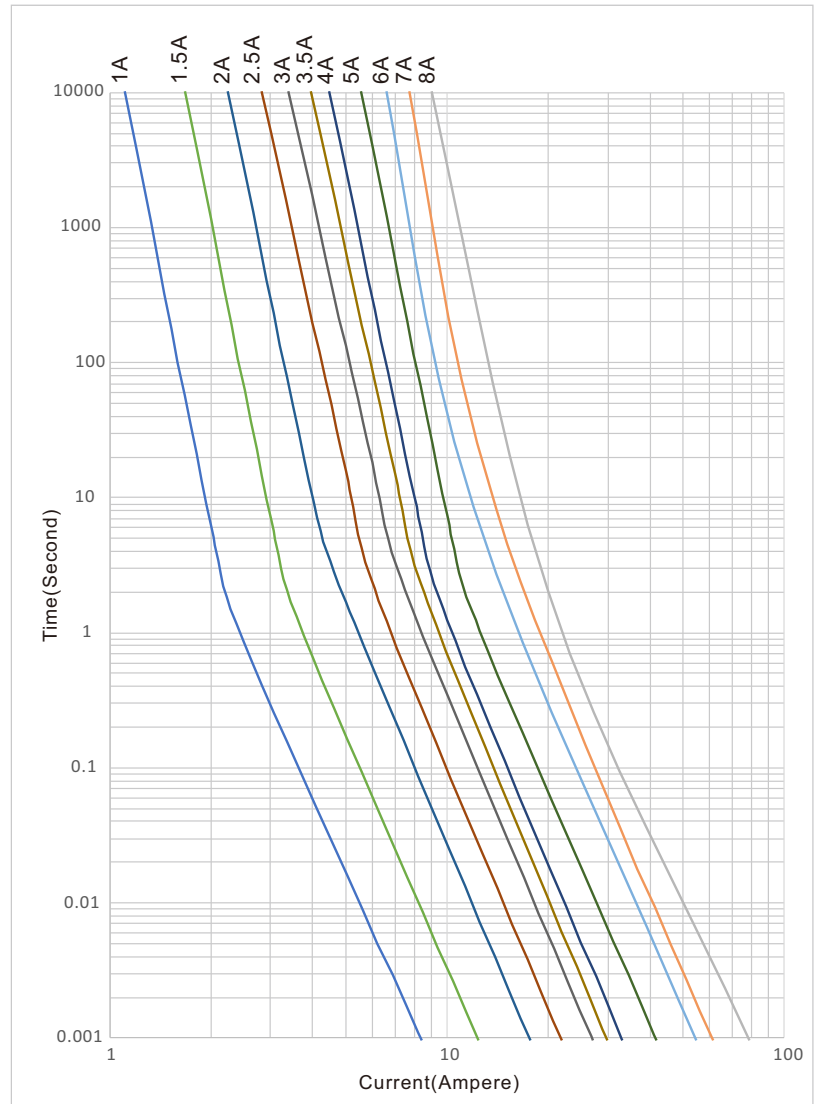
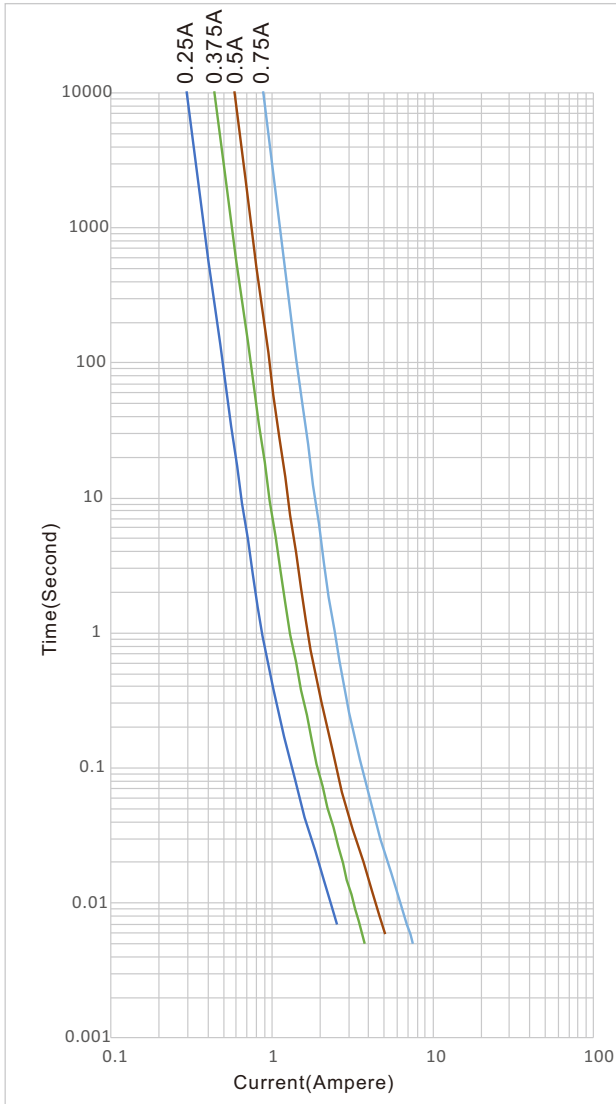
Part Numbering System



Product Characteristics

Materials	Body: Ceramic Terminations: Silver over-plated with tin Element: Alloy(Ag,Cu,Zn) Cover Coat: Glass
Operatng Temperature	-55°C to 125°C Consult temperature rerating curve chart,
Thermal Shock	300 cycles -55°C to 125°C
Humidity	MIL-STD-202F, Method 103B, Condition D
Vibraton	Per MIL-STD-202F, Method 201A
Insulaton Resistance (Afer Opening)	Greater than 10,000 ohms
Resistance to Soldering Heat	MIL-STD-202G, Method 210F, Condition D

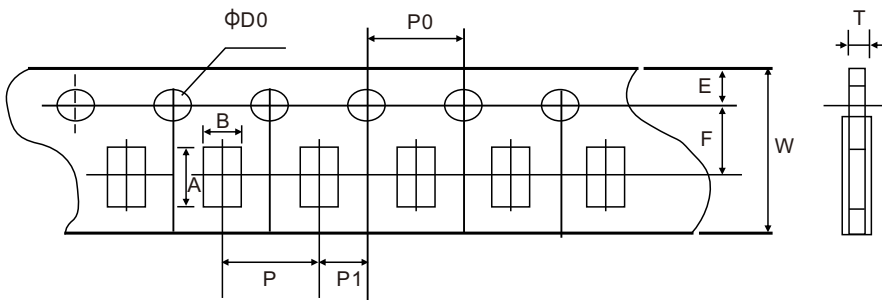
Time Current Curve



Packaging

5,000 pieces of fuses in plastic or paper taper

5000pcs)



Type	A	B	W	F	E
Spec	1.85±0.10	1.10±0.10	8.00±0.10	3.50±0.05	1.75±0.10
Type	P	P0	P1	D0	T
Spec	4.00±0.10	4.00±0.10	2.00±0.05	1.50±0.10	0.65±0.10

(Unit: mm)

X-ON Electronics

Largest Supplier of Electrical and Electronic Components

Click to view similar products for [Surface Mount Fuses](#) category:

Click to view products by [Reomax](#) manufacturer:

Other Similar products are found below :

[FHC20402ADTP](#) [NFVC6125S0R50TRF](#) [SFT-125MA](#) [TF16SN2.00TTD](#) [FCC16501ABTP](#) [FCC16102ABTP](#) [FHC16322ADTP](#) [0308.250UR](#)
[0308.375UR](#) [0308.750UR](#) [0308001.UR](#) [030801.5UR](#) [F0603G0R03FNTR](#) [SKY87604-12](#) [SKY87604-11](#) [SKY87604-13](#) [R451003.L](#)
[R451.500L](#) [R451001.L](#) [3-103-119](#) [3-103-123](#) [ABB-A 25A 500V](#) [SGB401](#) [SGB075](#) [0154002.DRL](#) [0154008.DRL](#) [0154.500DRL](#)
[189140.1,25](#) [189140.0,8](#) [189140.0,4](#) [189140.0,63](#) [189140.0,25](#) [0402FA-R200](#) [0402SFF150F/24-2](#) [0435.250KRHFS](#) [0468003.WR](#)
[0494001.NRHF](#) [0494002.NRHF](#) [0494003.NRHF](#) [049402.5NRHF](#) [049403.5NRHF](#) [0494.250NRHF](#) [0494.375NRHF](#) [0494.500NRHF](#)
[CF06V3T1R60](#) [CF06V3T2R50](#) [06H1300D](#) [JFC0603-1200FS](#) [CP06V3T2R0](#) [06F-0200L1](#)