

Description

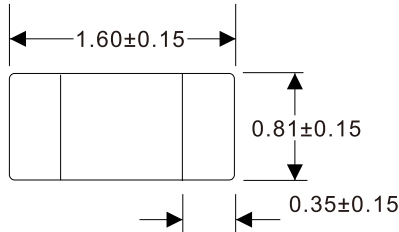
- 1.6x0.81x0.65mm physical size
- Solder-free design
- Designed to UL248-1
- RoHS compliant, Halogen free and Lead-free



-
-
-
-

Dimensions

(Unit: mm)



Agency information

File Number: E340427, Guide JDYX2/JDYX8

Specifications

Part No.	Rated Voltage (Vdc)	Rated Current (A)	Breaking Capacity (A)	Typical Cold Resistance (mOhms)	Typical Voltage Drop (mV)	Typical Pre-Arcing I ² t (A ² Sec)	Alpha Mark
R06.100.0.25	63	0.25	50A	3100	1435	0.0012	D
R06.100.0.375		0.375		1600	1250	0.0028	E
R06.100.0.5		0.5		1000	750	0.005	F
R06.100.0.75		0.75		440	550	0.015	G
R06.100.1		1		240	310	0.035	B
R06.100.1.5		1.5		125	250	0.08	H
R06.100.2		2		68	170	0.16	K
R06.100.2.5		2.5		52	200	0.29	L
R06.100.3		3		34	155	0.32	O
R06.100.3.5		32		3.5	22	130	0.54
R06.100.4	4		20	100	0.95	S	
R06.100.5	5		13	95	1.8	T	
R06.100.6	6		8.5	80	2.9	V	
R06.100.7	7		6.5	80	3.5	X	
R06.100.8	8		5.3	75	4.8	Z	

* DC Interrupting Rating (Measured at rated voltage, time constant of less than 50 microseconds, battery source)

* DC Cold Resistance are measured at <10% of rated current in ambient temperature of 25 degrees

* Typical Pre-arcing I²t are measured at 10In Current

* For fuse below 1A, the color of glass coating is Blue; for 1A and above, it's Green.

Electrical Characteristics

Rated Current	1.0In	2.0In	2.5In	3.5In
250mA~750mA	4.0 hour min	-	-	5.0 sec max
1~5A	4.0 hour min	1.0 sec-60.0sec	5.0 sec max	-
6~7A	4.0 hour min	1.0 sec-60.0sec	-	-
8A	4.0 hour min	-	5.0 sec max	-

Installation Recommendations

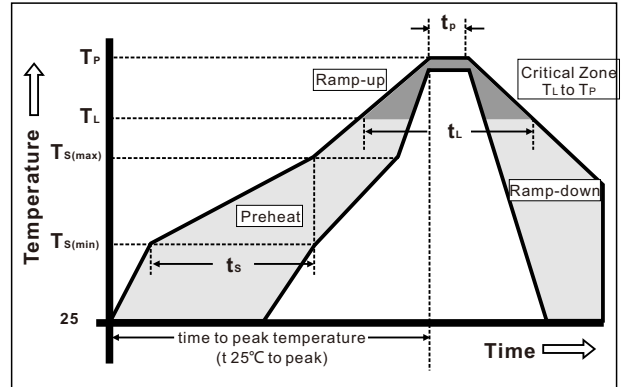
1 Wave Soldering Parameters

Reflow Conditon		Pb-free assembly
Pre Heat	- Temperature Min ($T_{s(min)}$)	150°C
	- Temperature Max ($T_{s(max)}$)	200°C
	- Time (Min to Max) (t_s)	60 - 120 seconds
Average Ramp-up Rate (Liquidus Temp (T_L) to peak)		3°C/second max,
TS(max) to TL - Ramp-up Rate		5°C/second max,
Reflow	- Temperature (TL) (Liquidus)	217°C
	- Temperature (t_L)	60 - 150 seconds
Peak Temperature (T_P)		260±0/-5°C
Time within 5°C of actual peak Temperature (t_p)		30 seconds
Ramp-down Rate		6°C/second max
Time 25°C to peak Temperature (T_P)		8 minutes max.
Do not exceed		260°C

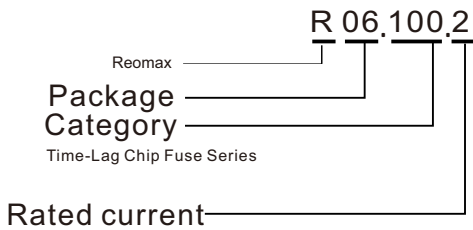
Solder Pot Temperature: 260°C max
Solder Dwell Time: 10 Seconds max

2 Hand-Solder Parameters

Solder Iron Temperature: 280±5°C
Heating Time: 5 Seconds min
Generally, hand-soldering is not recommended



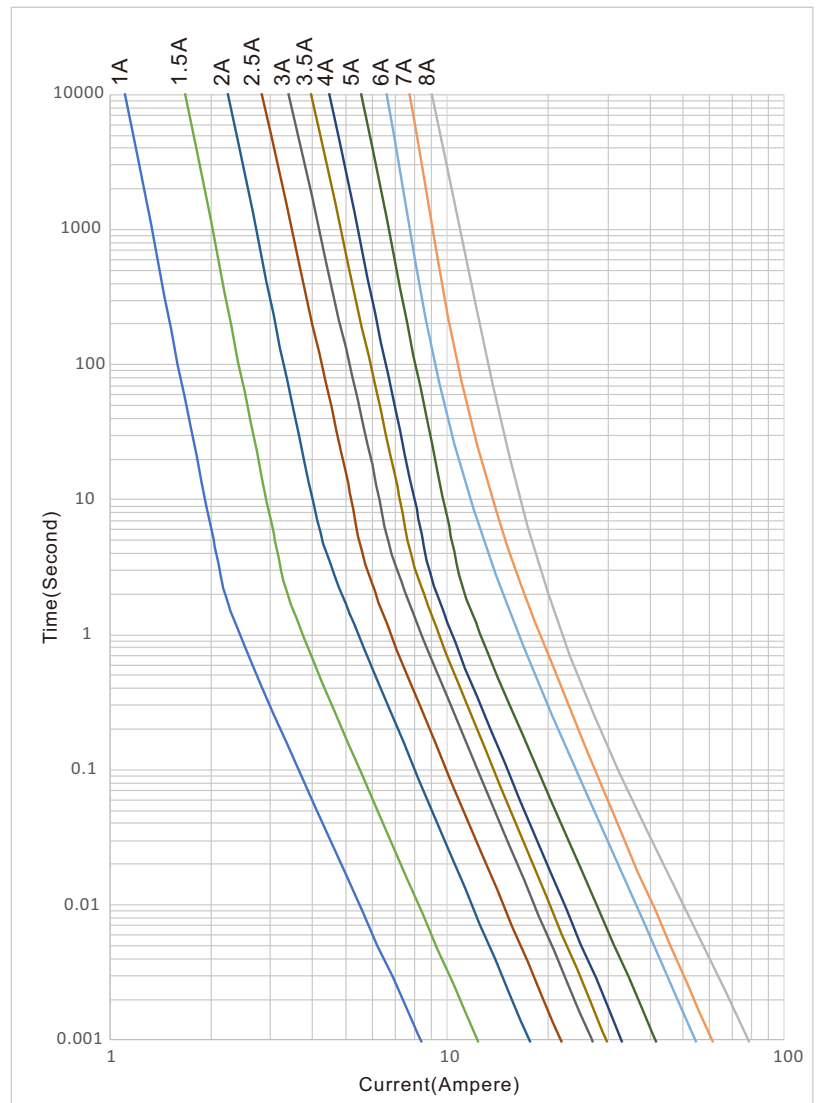
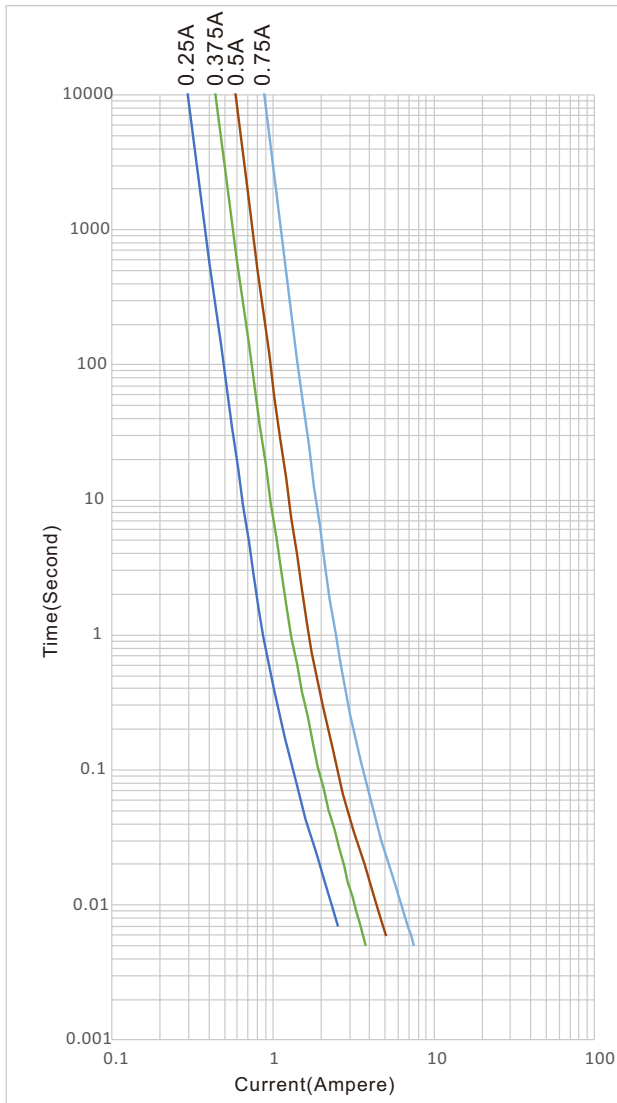
Part Numbering System



Product Characteristics

Materials	Body: Ceramic Terminations: Silver over-plated with tin Element: Alloy(Ag,Cu,Zn) Cover Coat: Glass
Operatng Temperature	-55°C to 125°C Consult temperature rerating curve chart,
Thermal Shock	300 cycles -55°C to 125°C
Humidity	MIL-STD-202F, Method 103B, Condition D
Vibraton	Per MIL-STD-202F, Method 201A
Insulaton Resistance (Afer Opening)	Greater than 10,000 ohms
Resistance to Soldering Heat	MIL-STD-202G, Method 210F, Condition D

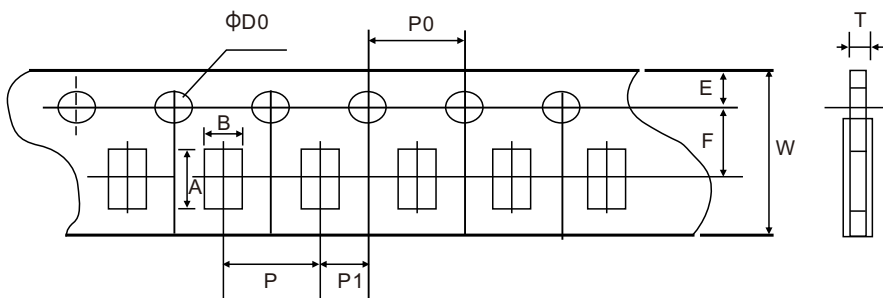
Time Current Curve



Packaging

5,000 pieces of fuses in plastic or paper taper

5000pcs)



Type	A	B	W	F	E
Spec	1.85±0.10	1.10±0.10	8.00±0.10	3.50±0.05	1.75±0.10
Type	P	P0	P1	D0	T
Spec	4.00±0.10	4.00±0.10	2.00±0.05	1.50±0.10	0.65±0.10

(Unit: mm)

X-ON Electronics

Largest Supplier of Electrical and Electronic Components

Click to view similar products for [Surface Mount Fuses](#) category:

Click to view products by [Reomax](#) manufacturer:

Other Similar products are found below :

[FHC20402ADTP](#) [NFVC6125S0R50TRF](#) [TF16SN2.00TTD](#) [FCC16501ABTP](#) [FCC16102ABTP](#) [FHC16322ADTP](#) [0308001.UR](#)
[FCC16202ABTP](#) [F0603G0R03FNTR](#) [7010.9962.63](#) [SEF 12A 65V \(G\)](#) [MST 250mA 250V](#) [TB60](#) [06 100.4](#) [TBF50](#) [TBF40](#)
[2010T315mA250V](#) [06 110.7](#) [12 100.1.5](#) [06 110.5](#) [1206FA-R250](#) [R06.100.6](#) [R12.100.15](#) [R06.000.0.375](#) [R06.000.6](#) [R06.100.0.25](#) [R12.000.8](#)
[R06.000.0.5](#) [R06.000.0.75](#) [R06.000.8](#) [R06.100.0.75](#) [R06.100.8](#) [R06.100.0.375](#) [R06.100.0.5](#) [R06.000.7](#) [R06.100.7](#) [S0603-S-2.0A](#) [F06F3.5](#)
[F12F20](#) [TA3VT2](#) [F12F1](#) [F06F7](#) [F06T3.5](#) [F06F0.375](#) [F06T8](#) [F12F30](#) [4T2A250V](#) [R12.100.7](#) [R12.100.30](#) [R06.000.0.25](#)