



Version No.:20200305

Spec. No.: SFA-R1032

规格承认书

Specification for approval

产品名称: R1032 系列表面贴装保险丝 72-100Vdc/125-250Vac

Product Type: R1032 Series *Surface Mount Fuse* 72/100Vdc/125/250Vac

东莞市瑞迈电子科技有限公司
Dongguan Reomax Electronics Technology Co., LTD

电话: +86-769-89018181 传真: +86-769-85609829

厂址: 广东省东莞市大岭山镇地塘岭工业园 20 号

网址: <http://www.reomax.net>

瑞卓电子(香港)有限公司
Reomax Electronics (HK) Limited

Add: 5th Floor, Bright way tower, No.33 Mong kok
road, Kowloon Hong Kong.

Web: <http://www.reomax.net>





目录 Contents

1. 产品特性及应用范围 / Description, Features and Applications.....	3
2. 安规认证标准及编号 / Standards and Agency Approvals.....	3
3. 产品标示 / Product Marking.....	5
4. 结构及尺寸 / Dimensions and Structure.....	5
5. 材料明细 / Material Details.....	5
6. 产品特性 / Product Characteristics.....	5
7. 电气特性 / Electrical Characteristics.....	6
8. 环境特性 / Environmental Characteristic.....	7
9. 安装建议 / Installation Recommendations.....	8
10. 包装 / Packaging.....	8
11. 其他 / Others.....	8
附件 I: 安规证书 / Appendix I: Safety approval certificates.....	8



1. 产品特性及应用范围 / Description, Features and Applications

随着《国家集成电路产业发展推进纲要》的发布，集成电路产业投资基金，行业俗称“大基金”的大力扶持，近年来中国在云计算、物联网、大数据、智能电网、智能交通、新能源汽车、工业控制等行业迅猛发展，高端集成电路从设计、研发、制造全产业链产品的核心技术实现完全自主掌握成为发展的必然趋势，REOMAX R1032 系列应运而生，专为领先的云计算服务器、通信基站电源、区块链伺服器/控制器、新能源汽车电池管理系统而设计，为高端集成电路初、次级电路板保驾护航。

Descriptions:

The REOMAX R1032 series square Surface Mount fuses are designed for high-end cloud computing servers, telecom base station power supplies, blockchain servers, and new energy vehicle battery management systems, RoHS compliant, Halogen Free and lead(Pb) exempts of the requirements of RoHS Directive(2002/95/EC), with U.S. (UL/CSA) safety agency approvals. Provide board level primary and secondary circuit protection in a wide variety of applications. With excellent inrush current withstanding capability, excellent reliability for thermal and mechanic shock, also have a high reliability and stable solder ability, end caps are available in gold/silver plated.

Features:

- Slow-blow
- High current rating available
- Low temperature de-rating
- Tape and Reel for automatic placement
- Small size(10.25mm*3.2mm)
- Wide operating temperature range(-55 ℃ to 125 ℃)
- RoHS compliant, Halogen Free
- Conflict free metals



Applications:

- Telecom base station power supplies
- Cloud computing
- Block chain server
- Battery Management System

2. 安规认证标准及编号 / Standards and Agency Approvals

2.1 执行标准：遵循 UL 248-14。Standards: In accordance with UL 248-14.

2.2 认证范围 Certification:

安规标准 Agency	认证范围 Ampere Range	额定电压 Voltage Rating	证书编号 Agency File Number
 	100mA ~ 60A	32/60/63/72/100/125VDC	E340427
	100mA ~ 40A	250VDC	
	1A ~ 3.15A	350/400VDC	



2.3 目录编号 Catalogue No., ● 已认证 Approved / ○ 认证中 Pending

目录编号 Catalog No.	额定电流 Ampere Rating	额定电压 Voltage Rating	分断能力 Breaking Capacity	冷阻值 Nominal Cold Resistance (mΩ)	熔化热能 I ² TMelting Integral(A ² .S)	安规认证 Agency Approvals	
						UL	cUL
R1032.0.100	100mA	63-400VDC 125-250Vac	1KA@32VDC 500A@72VDC 300A@100VDC 150A@250VDC 100A@350VDC 50A@400VDC	-	-	●	●
R1032.0.150	150mA			-	-	●	●
R1032.0.200	200mA			-	-	●	●
R1032.0.250	250mA			-	-	●	●
R1032.0.300	300mA			-	-	●	●
R1032.0.315	315mA			-	-	●	●
R1032.0.350	350mA			-	-	●	●
R1032.0.400	400mA			-	-	●	●
R1032.0.500	500mA			600	0.78	●	●
R1032.0.600	600mA			560	0.80	●	●
R1032.0.630	630mA			500	0.83	●	●
R1032.0.750	750mA			300	0.85	●	●
R1032.0.800	800mA			180	0.86	●	●
R1032.1	1A			75	0.87	●	●
R1032.2	2A			50	3.8	●	●
R1032.2.5	2.5A			45	5.2	●	●
R1032.3	3A			36	7.5	●	●
R1032.3.5	3.5A			29	9.9	●	●
R1032.4	4A			23	15.8	●	●
R1032.5	5A			18	35	●	●
R1032.6	6A			15	55	●	●
R1032.6.3	6.3A			12.10	65	●	●
R1032.7.5	7.5A			10.30	72	●	●
R1032.8	8A			9.20	83	●	●
R1032.10	10A			8.05	91	●	●
R1032.15	15A			4.50	203	●	●
R1032.20	20A			3.30	360	●	●
R1032.25	25A			2.25	563	●	●
R1032.30	30A	1.98	810	●	●		



R1032.40	40A			1.20	1360	●	●
R1032.50	50A			0.99	1949	●	●
R1032.60	60A			0.79	2887	●	●

- DC Cold Resistance are measured at <10% of rated current in ambient temperature of 25°C;
- Typical Pre-arching I2t are calculated at 10*In Current or 8ms;

3. 产品标示 / Product Marking

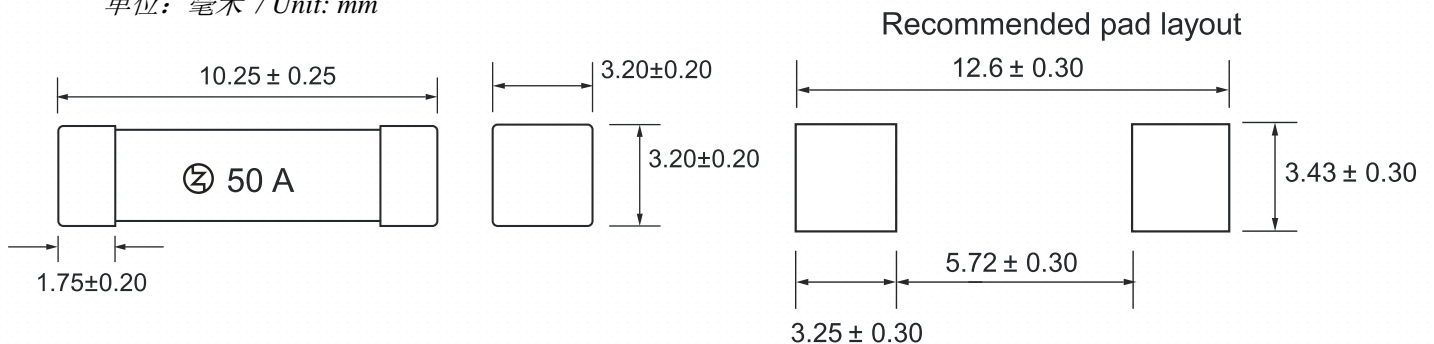
保险丝上需有下列标示 / The fuses shall have the following markings, 示例 Example:

	50A	①	制造厂商标识/REOMAX Trade Mark:
①	②	②	额定电流/Rated Current (A): ___A 或 or ___mA

注: 对于标示的大小和位置没有规定 / Note: Size and position of the markings shall not be provided.

4. 结构及尺寸 / Dimensions and Structure

单位: 毫米 / Unit: mm



5. 材料明细 / Material Details

编号 NO.	零件名称 Part Name	材质 Material
①	端帽 End caps	黄铜镀金 Au Plated Brass Cap
②	主体 Body	陶瓷管 Non-Transparent Square Ceramic Tube
③	熔丝 Fuse element	合金 Cu-Ag/Tin Alloy wire

6. 产品特性 / Product Characteristics



编号 NO.	项目 Item	内容 Content	参考标准 Reference standards
1	产品标识 Product Marking	Brand, Ampere Rating	REOMAX marking standards
2	工作温度 Operating Temperature	-55 °C to 125 °C	-55 °C to 125 °C with proper derating
3	可焊性 Solderability	T=240 °C ± 5 °C , t=3sec ± 0.5sec, Coverage ≥ 95%	MIL-STD-202, Method 208
4	耐焊接热 Resistance to Soldering Heat	10 sec at 260 °C	MIL-STD-202, Method 210, Test condition B
5	绝缘阻抗 Insulation Resistance (after Opening)	10,000 ohms minimum	MIL-STD-202, Method 302, Test Condition A
6	热冲击 Thermal Shock	5 cycles, -65 °C / +125 °C, 15 minutes at each extreme	MIL-STD-202, Method 107, Test Condition B
7	机械冲击 Mechanical Shock	100G's peak for 6 milliseconds, 3cycles	MIL-STD-202, Method 213, Test I
8	振动试验 Vibration	0.03" amplitude, 10-55 Hz in 1 min. 2hrs each XYZ=6hrs	MIL-STD-202, Method 201
9	耐湿性 Moisture Resistance	10 cycles	MIL-STD-202, Method 106
10	盐雾试验 Salt Spray	5% salt solution, 48hrs	MIL-STD-202, Method 101, Test Condition B

7. 电气特性 / Electrical Characteristics

7.1 实验条件 Test Condition: 所有测试环境温度均为 25 ± 5 °C。

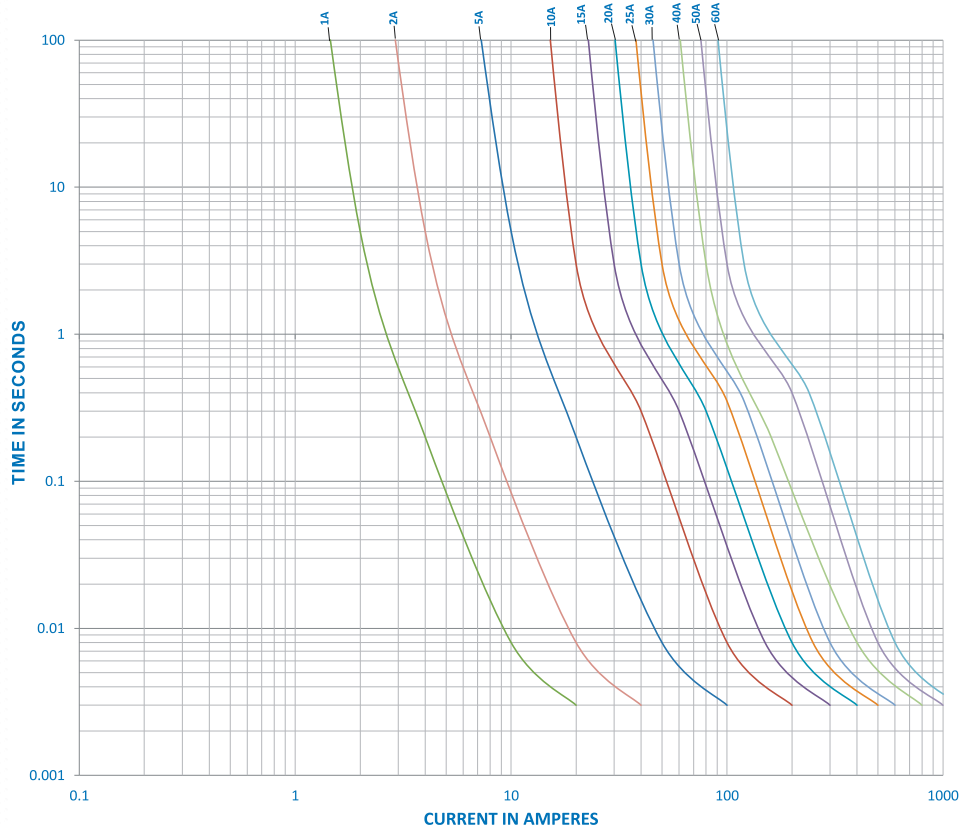
All electrical test is to be conducted with the ambient air at a temperature of 25 ± 5 °C.

7.2 熔断时限 / Operating Characteristics

额定电流的% % of Ampere Rating(In)	熔断时间 Blowing Time
100% * In	大于 4 小时(4 hours Min)
200% * In	小于 60 秒 (60 sec Max)



7.3 平均时间电流曲线图 / Average Time Current Curves

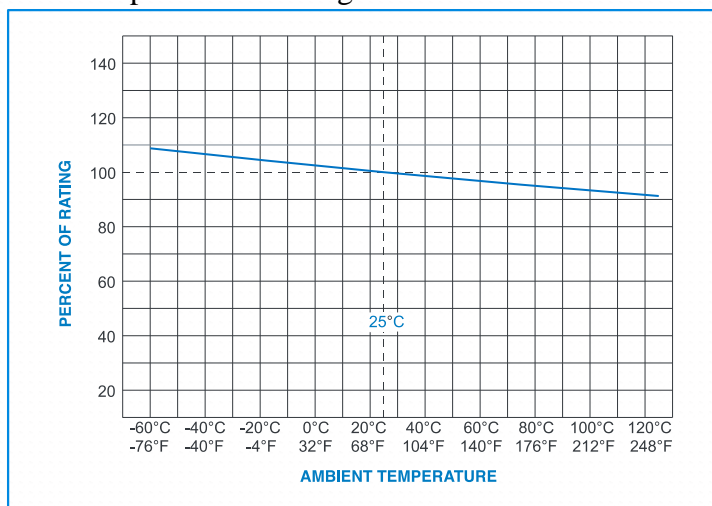


8 环境特性 / Environmental Characteristic

若操作环境温度超出 $25 \pm 5^\circ\text{C}$ 范围，在选用保险丝规格时，需考虑操作环境温度对保险丝的影响，请参照如下：温度-电流曲线图。

When choosing the fuse's specification, if the operating environmental temperature beyond the scope from $20\sim 30^\circ\text{C}$, engineer should consider the environmental temperature's affection to fuses.

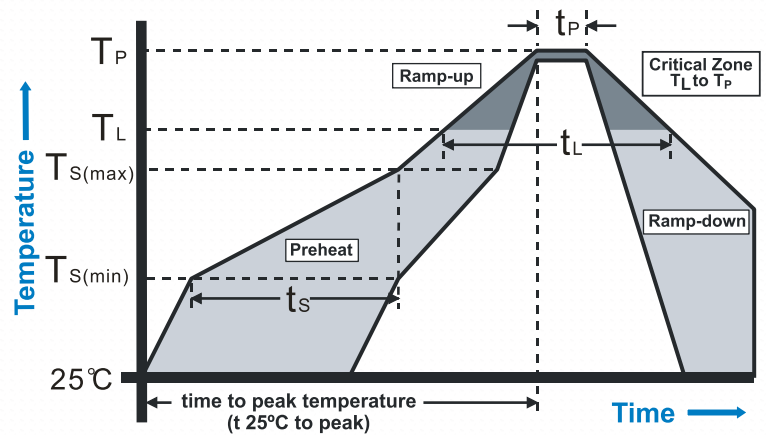
Please refer: Temperature Rerating Curve:





9 建议焊接参数 / Recommended Soldering Parameters

Reflow Condition		Pb-Free assembly
Average ramp-up rate (Ts(max)to Tp)		5 °C /second max.
Preheat	Temperature Min (Ts(min))	150 °C
	Temperature Max (Ts(max))	200 °C
	Time (Min to Max) (ts)	60-180 seconds
Reflow	Temperature (TL)	220 °C
	Time Max (tL)	60-150 seconds
Peak Temperature(Tp)		260 °C max
Time within 5 °C of actual peak Temperature (tp)		20-40 seconds
Ramp-down Rate		5 °C/second max
Time 25 °C to peak Temperature (Tp)		8 minutes max
Maximum operating temperature		260 °C



10 包装 / Packaging

2000 个每卷 / 2,000 pcs in 13 inches dia. reel, 24mm wide tape, EIA Standard 481

卷盘类型 Packaging Type	卷盘规格 Packaging Specification	每盘数量 Quantity	卷盘标签 Packaging label
24mm Tape and Reel	EIA-RS-481-2	2000	REOMAX R10 Series Label

11 其他 / Others

11.1 如果在使用中有超出本规格书的要求，须经双方协商确认。

In the event that an impropriety is found beyond this specification, it shall be fixed by mutual agreement between the parties.

11.2 如果本规格书有不适当的情况，须通过双方协商并由本公司修改。

In the event that an impropriety is found in this specification, *REOMAX ELECTRONICS TECHNOLOGY CO., LTD.* shall amend it by mutual agreement between the parties.

附件 I: 安规证书 / Appendix I: Safety approval certificates

X-ON Electronics

Largest Supplier of Electrical and Electronic Components

Click to view similar products for [Surface Mount Fuses](#) category:

Click to view products by [Reomax](#) manufacturer:

Other Similar products are found below :

[FHC20402ADTP](#) [NFVC6125S0R50TRF](#) [SFT-125MA](#) [TF16SN2.00TTD](#) [FCC16501ABTP](#) [FCC16102ABTP](#) [FHC16322ADTP](#) [0308.250UR](#)
[0308.375UR](#) [0308.750UR](#) [0308001.UR](#) [030801.5UR](#) [F0603G0R03FNTR](#) [SKY87604-12](#) [SKY87604-11](#) [SKY87604-13](#) [R451003.L](#)
[R451.500L](#) [R451001.L](#) [3-103-119](#) [3-103-123](#) [ABB-A 25A 500V](#) [SGB401](#) [SGB075](#) [0154002.DRL](#) [0154008.DRL](#) [0154.500DRL](#)
[189140.1,25](#) [189140.0,8](#) [189140.0,4](#) [189140.0,63](#) [189140.0,25](#) [0402FA-R200](#) [0402SFF150F/24-2](#) [0435.250KRHFS](#) [0468003.WR](#)
[0494001.NRHF](#) [0494002.NRHF](#) [0494003.NRHF](#) [049402.5NRHF](#) [049403.5NRHF](#) [0494.250NRHF](#) [0494.375NRHF](#) [0494.500NRHF](#)
[CF06V3T1R60](#) [CF06V3T2R50](#) [06H1300D](#) [JFC0603-1200FS](#) [CP06V3T2R0](#) [06F-0200L1](#)